



TT Circuit Assen

4542 m.

# CLASSIFICATION AFTER 9 LAPS = 40.878 KM

## TISSOT GRAND PRIX OF THE NETHERLANDS

### RACE NR. 1

Pos	Pts	#	Rider	Nation	Team	Motorcycle	Total Time	Km/h	Gap
1	25	51	<b>Eric GRANADO</b>	BRA	JOE RASCAL RACING	HARLEY-DAVIDSON	<b>15'22.982</b>	159.4	
2	20	99	<b>Oscar GUTIERREZ</b>	SPA	NITI RACING	HARLEY-DAVIDSON	<b>15'25.340</b>	159.0	2.358
3	16	29	<b>Andrea IANNONE</b>	ITA	NITI RACING	HARLEY-DAVIDSON	<b>15'25.799</b>	158.9	2.817
4	13	69	<b>Archie MCDONALD</b>	AUS	JOE RASCAL RACING	HARLEY-DAVIDSON	<b>15'27.493</b>	158.6	4.511
5	11	81	<b>Jordi TORRES</b>	SPA	JOE RASCAL RACING	HARLEY-DAVIDSON	<b>15'31.819</b>	157.9	8.837
6	10	85	<b>Jake LEWIS</b>	USA	SADDLEMEN RACING	HARLEY-DAVIDSON	<b>15'35.043</b>	157.3	12.061
7	9	27	<b>Filippo ROVELLI</b>	ITA	PARKINGO TEAM	HARLEY-DAVIDSON	<b>15'38.865</b>	156.7	15.883
8	8	13	<b>Cory WEST</b>	USA	SADDLEMEN RACING	HARLEY-DAVIDSON	<b>15'41.049</b>	156.3	18.067
9	7	20	<b>Dimas EKKY PRATAMA</b>	INA	NITI RACING	HARLEY-DAVIDSON	<b>15'41.380</b>	156.3	18.398
10	6	10	<b>Travis WYMAN</b>	USA	SADDLEMEN RACING	HARLEY-DAVIDSON	<b>16'35.892</b>	147.7	1'12.910

 Race condition: **Dry**

Air: 32°

Humidity: 44%

Ground: 43°

Pole Position:

Fastest Lap (New record):	Lap 6	<b>Eric GRANADO</b>	<b>1'41.093</b>	161.7 Km/h
---------------------------	-------	---------------------	-----------------	------------

16:00'57

16:02'46

16:09'58

16:12'34

16:13'19

 16:16'08 Travis WYMAN

 16:21'09 Travis WYMAN

 16:26'50 Filippo ROVELLI
**SIGHTING LAP START**

All bikes on grid

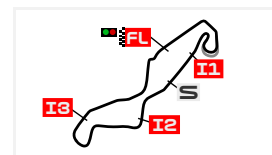
**WARM UP LAP START**
**RACE START**
No jump starts
long lap penalty
long lap penalty - COMPLETE
track limits warning

The results are provisional until the end of the limit for protest and appeals.

 Time limit for protest expires 60' after publication of the results - ..... **Roland BRONTSEMA** ..... Time: **16:39** .....

These data/results cannot be reproduced, stored and/or transmitted in whole or in part by any manner of electronic, mechanical, photocopying, recording, broadcasting or otherwise now known or herein after developed without the previous express consent by the copyright owner, except for reproduction in daily press and regular printed publications on sale to the public within 60 days of the event related to those data/results and always provided that copyright symbol appears together as follows below.

© MotoGP Sports Entertainment Group, 2026



TT Circuit Assen

4542 m.

# CHAMPIONSHIP CLASSIFICATION

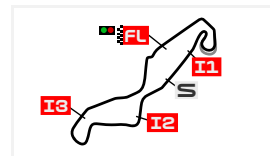
## TISSOT GRAND PRIX OF THE NETHERLANDS

Rider	Nation	Points	USA	USA	ITA	ITA	NED	NED	GBR	GBR
1 <b>GRANADO Eric</b>	BRA	<b>95</b>	10	20	20	20	25			
2 <b>MCDONALD Archie</b>	AUS	<b>86</b>	25	16	16	16	13			
3 <b>GUTIERREZ Oscar</b>	SPA	<b>84</b>	8	25	25	6	20			
4 <b>LEWIS Jake</b>	USA	<b>63</b>	20	13	10	10	10			
5 <b>ROVELLI Filippo</b>	ITA	<b>60</b>	16	11	11	13	9			
6 <b>IANNONE Andrea</b>	ITA	<b>54</b>	-	-	13	25	16			
7 <b>WEST Cory</b>	USA	<b>47</b>	13	10	7	9	8			
8 <b>WYMAN Travis</b>	USA	<b>32</b>	11	-	8	7	6			
9 <b>EKKY PRATAMA Dimas</b>	INA	<b>27</b>	-	9	-	11	7			
10 <b>WYMAN Cody</b>	USA	<b>26</b>	9	-	9	8	-			
11 <b>TORRES Jordi</b>	SPA	<b>11</b>	-	-	-	-	11			

These data/results cannot be reproduced, stored and/or transmitted in whole or in part by any manner of electronic, mechanical, photocopying, recording, broadcasting or otherwise now known or herein after developed without the previous express consent by the copyright owner, except for reproduction in daily press and regular printed publications on sale to the public within 60 days of the event related to those data/results and always provided that copyright symbol appears together as follows below.

© MotoGP Sports Entertainment Group, 2026





TT Circuit Assen

4542 m.

# LAP CHART

## TISSOT GRAND PRIX OF THE NETHERLANDS RACE NR. 1

Pos	1	2	3	4	5	6	7	8	9	10
Grid	51	29	99	81	27	69	20	10	85	13

1	69	29	81	51	99	85	27	10	20	13
2	29	69	81	51	99	85	27	10	20	13
3	29	51	69	81	85	99	10	20	13	27
4	29	51	69	81	99	85	20	13	27	10
5	51	69	29	81	99	85	20	13	27	10
6	51	69	99	29	81	85	20	13	27	10
7	51	99	69	29	81	85	27	20	13	10
8	51	99	29	69	81	85	27	13	20	10
9	51	99	29	69	81	85	27	13	20	10

L  
a  
p  
s

Winner
  Lapped rider

These data/results cannot be reproduced, stored and/or transmitted in whole or in part by any manner of electronic, mechanical, photocopying, recording, broadcasting or otherwise now known or herein after developed without the previous express consent by the copyright owner, except for reproduction in daily press and regular printed publications on sale to the public within 60 days of the event related to those data/results and always provided that copyright symbol appears together as follows below.

© MotoGP Sports Entertainment Group, 2026



TT Circuit Assen

4542 m.

# FASTEST LAP OF EACH RIDER

## TISSOT GRAND PRIX OF THE NETHERLANDS

### RACE NR. 1

#	Rider	Nation	Team	Motorcycle	Time	Lap Total	Gap
1	51 Eric GRANADO	BRA	JOE RASCAL RACING	HARLEY-DAVIDSON	<b>1'41.093</b>	6 9	
2	99 Oscar GUTIERREZ	SPA	NITI RACING	HARLEY-DAVIDSON	<b>1'41.355</b>	6 9	0.262 0.262
3	29 Andrea IANNONE	ITA	NITI RACING	HARLEY-DAVIDSON	<b>1'41.402</b>	9 9	0.309 0.047
4	69 Archie MCDONALD	AUS	JOE RASCAL RACING	HARLEY-DAVIDSON	<b>1'42.036</b>	6 9	0.943 0.634
5	81 Jordi TORRES	SPA	JOE RASCAL RACING	HARLEY-DAVIDSON	<b>1'42.431</b>	2 9	1.338 0.395
6	85 Jake LEWIS	USA	SADDLEMEN RACING	HARLEY-DAVIDSON	<b>1'42.481</b>	4 9	1.388 0.050
7	27 Filippo ROVELLI	ITA	PARKINGO TEAM	HARLEY-DAVIDSON	<b>1'42.872</b>	2 9	1.779 0.391
8	10 Travis WYMAN	USA	SADDLEMEN RACING	HARLEY-DAVIDSON	<b>1'42.947</b>	3 9	1.854 0.075
9	13 Cory WEST	USA	SADDLEMEN RACING	HARLEY-DAVIDSON	<b>1'43.248</b>	2 9	2.155 0.301
10	20 Dimas EKKY PRATAMA	INA	NITI RACING	HARLEY-DAVIDSON	<b>1'43.414</b>	2 9	2.321 0.166

These data/results cannot be reproduced, stored and/or transmitted in whole or in part by any manner of electronic, mechanical, photocopying, recording, broadcasting or otherwise now known or herein after developed without the previous express consent by the copyright owner, except for reproduction in daily press and regular printed publications on sale to the public within 60 days of the event related to those data/results and always provided that copyright symbol appears together as follows below.

© MotoGP Sports Entertainment Group, 2026



TT Circuit Assen

4542 m.

## EVENT BEST MAXIMUM SPEED

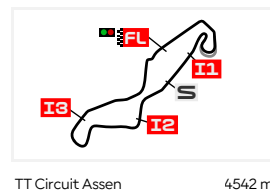
### TISSOT GRAND PRIX OF THE NETHERLANDS

#### RACE NR. 1

#	Rider	Nation	Team	Motorcycle	Km/h	
27	<b>Filippo ROVELLI</b>	ITA	PARKINGO TEAM	.EY-DAVIDSON	<b>252.3</b>	Race Nr. 1
99	<b>Oscar GUTIERREZ</b>	SPA	NITI RACING	.EY-DAVIDSON	<b>251.7</b>	Race Nr. 1
81	<b>Jordi TORRES</b>	SPA	JOE RASCAL RACING	.EY-DAVIDSON	<b>251.7</b>	Race Nr. 1
69	<b>Archie MCDONALD</b>	AUS	JOE RASCAL RACING	.EY-DAVIDSON	<b>250.0</b>	Race Nr. 1
10	<b>Travis WYMAN</b>	USA	SADDLEMEN RACING	.EY-DAVIDSON	<b>250.0</b>	Race Nr. 1
51	<b>Eric GRANADO</b>	BRA	JOE RASCAL RACING	.EY-DAVIDSON	<b>248.8</b>	Race Nr. 1
20	<b>Dimas EKKY PRATAMA</b>	INA	NITI RACING	.EY-DAVIDSON	<b>248.8</b>	Race Nr. 1
13	<b>Cory WEST</b>	USA	SADDLEMEN RACING	.EY-DAVIDSON	<b>248.2</b>	Race Nr. 1
85	<b>Jake LEWIS</b>	USA	SADDLEMEN RACING	.EY-DAVIDSON	<b>246.5</b>	Race Nr. 1
29	<b>Andrea IANNONE</b>	ITA	NITI RACING	.EY-DAVIDSON	<b>246.0</b>	Race Nr. 1

These data/results cannot be reproduced, stored and/or transmitted in whole or in part by any manner of electronic, mechanical, photocopying, recording, broadcasting or otherwise now known or herein after developed without the previous express consent by the copyright owner, except for reproduction in daily press and regular printed publications on sale to the public within 60 days of the event related to those data/results and always provided that copyright symbol appears together as follows below.

© MotoGP Sports Entertainment Group, 2026



# CHRONOLOGICAL ANALYSIS OF PERFORMANCES

## TISSOT GRAND PRIX OF THE NETHERLANDS

### RACE NR. 1

\* Lap / Sector time cancelled  
P Crossing the finish line in pit lane

T1 Time from finish line to 1st intermediate  
T2 Time from 1st intermed. to 2nd intermed.

T3 Time from 2nd intermed. to 3rd intermed.  
T4 Time from 3rd intermediate to finish line

Lap	Lap Time	T1	T2	T3	T4	Speed	Lap	Lap Time	T1	T2	T3	T4	Speed
<b>1st</b> <b>51</b> <b>Eric GRANADO</b> JOE RASCAL RACING BRA							6	<b>1'42.036</b>	33.431	16.315	28.673	23.617	246.5
1	<b>1'48.355</b>	39.241	16.327	28.654	24.133	247.7	7	<b>1'42.488</b>	33.968	16.422	<b>28.643</b>	23.455	248.8
2	<b>1'42.383</b>	33.939	16.246	28.590	23.608	<b>248.8</b>	8	<b>1'42.351</b>	33.928	<b>16.247</b>	28.677	23.499	248.2
3	<b>1'41.913</b>	33.495	16.205	28.753	23.460	248.2	9	<b>1'42.494</b>	33.632	16.296	28.829	23.737	246.5
4	<b>1'42.591</b>	33.613	16.334	29.119	23.525	245.4	<b>5th</b> <b>81</b> <b>Jordi TORRES</b> JOE RASCAL RACING SPA						
5	<b>1'42.610</b>	33.977	16.576	28.701	23.356	244.8	1	<b>1'48.186</b>	38.409	16.498	29.237	24.042	245.4
6	<b>1'41.093</b>	<b>33.207</b>	16.118	28.541	<b>23.227</b>	246.0	2	<b>1'42.431</b>	33.842	16.297	28.612	<b>23.680</b>	247.7
7	<b>1'41.280</b>	33.349	<b>16.077</b>	28.574	23.280	245.4	3	<b>1'42.502</b>	34.119	16.263	28.599	<b>23.521</b>	251.1
8	<b>1'41.391</b>	33.489	<b>16.075</b>	28.509	23.318	246.0	4	<b>1'42.487</b>	<b>33.692</b>	16.300	28.885	23.610	249.4
9	<b>1'41.366</b>	33.254	16.216	<b>28.481</b>	23.415	244.8	5	<b>1'43.231</b>	34.109	16.487	29.010	23.625	<b>251.7</b>
<b>2nd</b> <b>99</b> <b>Oscar GUTIERREZ</b> NITI RACING SPA							6	<b>1'43.169</b>	34.480	<b>16.329</b>	<b>28.570</b>	23.790	251.1
1	<b>1'48.483</b>	39.072	16.202	29.055	24.154	247.1	7	<b>1'43.494</b>	33.842	<b>16.191</b>	29.555	23.906	246.5
2	<b>1'42.314</b>	33.930	16.258	28.577	23.549	248.2	8	<b>1'42.950</b>	33.870	16.471	28.809	23.800	242.1
3	<b>1'43.555</b>	34.010	16.315	28.649	24.581	251.1	9	<b>1'43.369</b>	33.802	16.601	29.024	23.942	241.6
4	<b>1'41.596</b>	33.531	16.256	28.461	23.348	250.0	<b>6th</b> <b>85</b> <b>Jake LEWIS</b> SADDLEMEN RACING USA						
5	<b>1'42.952</b>	33.858	16.509	29.036	23.549	<b>251.7</b>	1	<b>1'48.817</b>	39.329	16.731	28.785	23.972	241.6
6	<b>1'41.355</b>	33.569	<b>16.039</b>	<b>28.408</b>	<b>23.339</b>	248.2	2	<b>1'42.656</b>	33.889	16.342	<b>28.696</b>	23.729	<b>246.5</b>
7	<b>1'41.473</b>	<b>33.465</b>	<b>16.037</b>	28.515	23.456	246.0	3	<b>1'42.612</b>	33.825	<b>16.277</b>	28.795	23.715	243.7
8	<b>1'41.648</b>	33.567	16.067	28.533	23.481	247.1	4	<b>1'42.481</b>	<b>33.604</b>	16.601	28.737	<b>23.539</b>	243.2
9	<b>1'41.964</b>	33.480	16.170	28.671	23.643	245.4	5	<b>1'42.826</b>	33.752	16.378	28.976	23.720	244.3
<b>3rd</b> <b>29</b> <b>Andrea IANNONE</b> NITI RACING ITA							6	<b>1'44.148</b>	34.450	16.939	28.927	23.832	231.7
1	<b>1'48.062</b>	38.208	16.470	29.203	24.181	241.0	7	<b>1'43.353</b>	33.932	16.442	28.955	24.024	241.6
2	<b>1'42.340</b>	33.655	16.180	28.657	23.848	243.2	8	<b>1'43.637</b>	34.265	16.377	28.952	24.043	241.6
3	<b>1'42.104</b>	33.613	16.265	28.766	23.460	242.1	9	<b>1'44.513</b>	33.970	16.528	29.450	24.565	240.0
4	<b>1'42.586</b>	33.575	16.355	29.113	23.543	241.6	<b>7th</b> <b>27</b> <b>Filippo ROVELLI</b> PARKINGO TEAM ITA						
5	<b>1'43.624</b>	33.955	16.707	29.315	23.647	239.4	1	<b>1'49.089</b>	39.708	16.441	29.282	<b>23.658</b>	250.0
6	<b>1'41.887</b>	34.132	16.077	<b>28.458</b>	<b>23.220</b>	<b>246.0</b>	2	<b>1'42.872</b>	<b>33.838</b>	16.349	<b>28.801</b>	23.884	<b>252.3</b>
7	<b>1'42.130</b>	33.718	16.257	28.741	23.414	245.4	3	<b>1'46.155</b>	36.067	16.633	28.877	24.578	242.6
8	<b>1'41.664</b>	33.538	16.147	28.518	23.461	243.2	4	<b>1'43.181</b>	34.197	16.267	28.855	23.862	248.2
9	<b>1'41.402</b>	<b>33.519</b>	<b>16.064</b>	28.564	23.255	243.2	5	<b>1'43.801</b>	34.004	<b>16.113</b>	29.850	23.834	248.8
<b>4th</b> <b>69</b> <b>Archie MCDONALD</b> JOE RASCAL RACING AUS							6	<b>1'43.588</b>	34.066	16.278	29.166	24.078	248.2
1	<b>1'47.843</b>	38.704	16.411	28.889	23.839	245.4	7	<b>1'43.162</b>	33.940	16.359	28.922	23.941	246.0
2	<b>1'42.762</b>	33.505	16.323	28.724	24.210	243.7	8	<b>1'43.504</b>	33.845	16.306	29.236	24.117	243.7
3	<b>1'42.374</b>	33.875	16.271	28.692	23.536	<b>250.0</b>	9	<b>1'43.513</b>	34.032	16.337	29.180	23.964	243.7
4	<b>1'42.490</b>	33.574	16.309	29.047	23.560	249.4	<b>8th</b> <b>13</b> <b>Cory WEST</b> SADDLEMEN RACING USA						
5	<b>1'42.655</b>	34.050	16.513	28.804	<b>23.288</b>	248.2	1	<b>1'50.262</b>	40.297	16.753	29.048	24.164	247.7
<b>Fastest Lap:</b> Eric GRANADO BRA JOE RASCAL RACING <b>1'41.093</b> 33.207 16.118 28.541 23.227													

These data/results cannot be reproduced, stored and/or transmitted in whole or in part by any manner of electronic, mechanical, photocopying, recording, broadcasting or otherwise now known or herein after developed without the previous express consent by the copyright owner, except for reproduction in daily press and regular printed publications on sale to the public within 60 days of the event related to those data/results and always provided that copyright symbol appears together as follows below.

© MotoGP Sports Entertainment Group, 2026

## Race Nr. 1

BWC™

Lap	Lap Time	T1	T2	T3	T4	Speed	Lap	Lap Time	T1	T2	T3	T4	Speed
2	<b>1'43.248</b>	34.035	16.423	<b>28.791</b>	<b>23.999</b>	246.0							
3	<b>1'43.866</b>	34.270	16.542	28.929	24.125	<b>248.2</b>							
4	<b>1'43.637</b>	34.138	16.476	28.978	24.045	246.0							
5	<b>1'43.765</b>	34.038	16.402	29.136	24.189	244.8							
6	<b>1'43.763</b>	<b>34.004</b>	<b>16.390</b>	29.273	24.096	244.8							
7	<b>1'44.147</b>	34.299	16.430	29.328	24.090	248.2							
8	<b>1'43.994</b>	34.200	16.402	29.236	24.156	246.5							
9	<b>1'44.367</b>	34.507	16.534	29.247	24.079	242.6							

**9th** **20** **Dimas EKKY PRATAMA** NITI RACING INA

1	<b>1'49.775</b>	39.983	16.576	29.091	24.125	<b>248.8</b>
2	<b>1'43.414</b>	34.010	16.396	<b>28.876</b>	24.132	247.1
3	<b>1'43.815</b>	34.330	16.549	28.879	<b>24.057</b>	244.3
4	<b>1'43.781</b>	33.936	16.617	29.021	24.207	244.3
5	<b>1'43.453</b>	<b>33.812</b>	<b>16.370</b>	28.946	24.325	245.4
6	<b>1'43.807</b>	34.043	16.382	29.066	24.316	244.8
7	<b>1'44.439</b>	34.258	16.519	29.251	24.411	244.8
8	<b>1'44.461</b>	34.041	16.643	29.117	24.660	244.8
9	<b>1'44.435</b>	34.565	16.407	29.171	24.292	244.8

**10th** **10** **Travis WYMAN** SADDLEMEN RACING USA

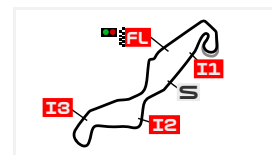
1	<b>1'49.289</b>	39.469	16.642	28.881	24.297	243.7
2	<b>1'43.338</b>	<b>33.948</b>	16.444	28.690	24.256	<b>250.0</b>
3	<b>1'42.947</b>	34.080	<b>16.377</b>	<b>28.508</b>	<b>23.982</b>	246.5
4	<b>1'55.648</b>	34.443	21.848	31.767	27.590	185.8
5	<b>1'56.658</b>	40.462	18.444	30.805	26.947	222.2
6	<b>1'51.867</b>	36.371	18.141	30.803	26.552	222.6
7	<b>1'53.543</b>	36.100	18.969	31.372	27.102	211.3
8	<b>1'51.018</b>	36.090	18.038	30.471	26.419	225.9
9	<b>1'51.584</b>	36.313	17.849	30.485	26.937	230.2

**Fastest Lap:** Eric GRANADO BRA JOE RASCAL RACING **1'41.093** 33.207 16.118 28.541 23.227

These data/results cannot be reproduced, stored and/or transmitted in whole or in part by any manner of electronic, mechanical, photocopying, recording, broadcasting or otherwise now known or herein after developed without the previous express consent by the copyright owner, except for reproduction in daily press and regular printed publications on sale to the public within 60 days of the event related to those data/results and always provided that copyright symbol appears together as follows below.

© MotoGP Sports Entertainment Group, 2026





TT Circuit Assen

4542 m.

## ANALYSIS BY LAP

### TISSOT GRAND PRIX OF THE NETHERLANDS

#### RACE NR. 1

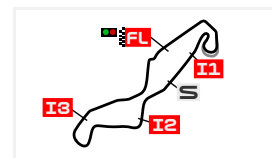
Num Lap Time Gap

Num	Lap Time	Gap	Num	Lap Time	Gap	Num	Lap Time	Gap
<b>Lap 1</b>			<b>13</b>	1'43.637	5.921	<b>81</b>	1'42.950	6.834
<b>69</b>	1'47.843		<b>27</b>	1'43.181	6.205	<b>85</b>	1'43.637	8.914
<b>29</b>	1'48.062	0.219	<b>10</b>	1'55.648	16.130	<b>27</b>	1'43.504	13.736
<b>81</b>	1'48.186	0.343	<b>Lap 5</b>			<b>13</b>	1'43.994	15.066
<b>51</b>	1'48.355	0.512	<b>51</b>	1'42.610		<b>20</b>	1'44.461	15.329
<b>99</b>	1'48.483	0.640	<b>69</b>	1'42.655	0.272	<b>10</b>	1'51.018	1'02.692
<b>85</b>	1'48.817	0.974	<b>29</b>	1'43.624	0.864	<b>Lap 9</b>		
<b>27</b>	1'49.089	1.246	<b>81</b>	1'43.231	0.985	<b>51</b>	1'41.366	
<b>10</b>	1'49.289	1.446	<b>99</b>	1'42.952	1.048	<b>99</b>	1'41.964	2.358
<b>20</b>	1'49.775	1.932	<b>85</b>	1'42.826	1.540	<b>29</b>	1'41.402	2.817
<b>13</b>	1'50.262	2.419	<b>20</b>	1'43.453	6.386	<b>69</b>	1'42.494	4.511
<b>Lap 2</b>			<b>13</b>	1'43.765	6.926	<b>81</b>	1'43.369	8.837
<b>29</b>	1'42.340		<b>27</b>	1'43.801	7.246	<b>85</b>	1'44.513	12.061
<b>69</b>	1'42.762	0.203	<b>10</b>	1'56.658	30.028	<b>27</b>	1'43.513	15.883
<b>81</b>	1'42.431	0.215	<b>Lap 6</b>			<b>13</b>	1'44.367	18.067
<b>51</b>	1'42.383	0.336	<b>51</b>	1'41.093		<b>20</b>	1'44.435	18.398
<b>99</b>	1'42.314	0.395	<b>69</b>	1'42.036	1.215	<b>10</b>	1'51.584	1'12.910
<b>85</b>	1'42.656	1.071	<b>99</b>	1'41.355	1.310			
<b>27</b>	1'42.872	1.559	<b>29</b>	1'41.887	1.658			
<b>10</b>	1'43.338	2.225	<b>81</b>	1'43.169	3.061			
<b>20</b>	1'43.414	2.787	<b>85</b>	1'44.148	4.595			
<b>13</b>	1'43.248	3.108	<b>20</b>	1'43.807	9.100			
<b>Lap 3</b>			<b>13</b>	1'43.763	9.596			
<b>29</b>	1'42.104		<b>27</b>	1'43.588	9.741			
<b>51</b>	1'41.913	0.145	<b>10</b>	1'51.867	40.802			
<b>69</b>	1'42.374	0.473	<b>Lap 7</b>					
<b>81</b>	1'42.502	0.613	<b>51</b>	1'41.280				
<b>85</b>	1'42.612	1.579	<b>99</b>	1'41.473	1.503			
<b>99</b>	1'43.555	1.846	<b>69</b>	1'42.488	2.423			
<b>10</b>	1'42.947	3.068	<b>29</b>	1'42.130	2.508			
<b>20</b>	1'43.815	4.498	<b>81</b>	1'43.494	5.275			
<b>13</b>	1'43.866	4.870	<b>85</b>	1'43.353	6.668			
<b>27</b>	1'46.155	5.610	<b>27</b>	1'43.162	11.623			
<b>Lap 4</b>			<b>20</b>	1'44.439	12.259			
<b>29</b>	1'42.586		<b>13</b>	1'44.147	12.463			
<b>51</b>	1'42.591	0.150	<b>10</b>	1'53.543	53.065			
<b>69</b>	1'42.490	0.377	<b>Lap 8</b>					
<b>81</b>	1'42.487	0.514	<b>51</b>	1'41.391				
<b>99</b>	1'41.596	0.856	<b>99</b>	1'41.648	1.760			
<b>85</b>	1'42.481	1.474	<b>29</b>	1'41.664	2.781			
<b>20</b>	1'43.781	5.693	<b>69</b>	1'42.351	3.383			

 Lapped rider

These data/results cannot be reproduced, stored and/or transmitted in whole or in part by any manner of electronic, mechanical, photocopying, recording, broadcasting or otherwise now known or herein after developed without the previous express consent by the copyright owner, except for reproduction in daily press and regular printed publications on sale to the public within 60 days of the event related to those data/results and always provided that copyright symbol appears together as follows below.

© MotoGP Sports Entertainment Group, 2026



TT Circuit Assen

4,423 m.

# OFFICIAL STARTING GRID

## TISSOT GRAND PRIX OF THE NETHERLANDS

RACE : 9 LAPS = 40.878 KM

1	<b>1</b> 1'40.655 <b>51 Eric GRANADO</b> Harley-Davidson	2	<b>2</b> 1'40.970 <b>29 Andrea IANNONE</b> Harley-Davidson	3	<b>3</b> 1'41.413 <b>99 Oscar GUTIERREZ</b> Harley-Davidson
2	<b>4</b> 1'41.743 <b>81 Jordi TORRES</b> Harley-Davidson	5	<b>5</b> 1'41.999 <b>27 Filippo ROVELLI</b> Harley-Davidson	6	<b>6</b> 1'42.571 <b>69 Archie MCDONALD</b> Harley-Davidson
3	<b>7</b> 1'42.743 <b>20 Dimas EKKY PRATAMA</b> Harley-Davidson	8	<b>8</b> 1'42.840 <b>10 Travis WYMAN</b> Harley-Davidson	9	<b>9</b> 1'43.557 <b>85 Jake LEWIS</b> Harley-Davidson
4	<b>10</b> 1'44.200 <b>13 Cory WEST</b> Harley-Davidson				

FIM BWC Stewards long lap penalty for rider #10

The results are provisional until the end of the limit for protest and appeals.

 Time limit for protest expires 60' after publication of the results - ..... **Roland BRONTSEMA** ..... Time: **12:47** .....

These data/results cannot be reproduced, stored and/or transmitted in whole or in part by any manner of electronic, mechanical, photocopying, recording, broadcasting or otherwise now known or herein after developed without the previous express consent by the copyright owner, except for reproduction in daily press and regular printed publications on sale to the public within 60 days of the event related to those data/results and always provided that copyright symbol appears together as follows below.

© MotoGP Sports Entertainment Group, 2026



TT Circuit Assen

4542 m.

## TOP SPEED & AVERAGE

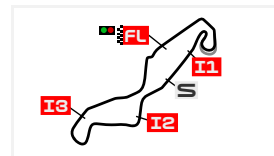
### TISSOT GRAND PRIX OF THE NETHERLANDS

#### RACE NR. 1

#	Rider	Nation	Motorcycle	Top 5 speeds					Average	Top
27	<b>Filippo ROVELLI</b>	ITA	HARLEY-DAVIDSO	252.3	250.0	248.8	248.2	248.2	249.5	<b>252.3</b>
81	<b>Jordi TORRES</b>	SPA	HARLEY-DAVIDSO	251.7	251.1	251.1	249.4	247.7	250.2	<b>251.7</b>
99	<b>Oscar GUTIERREZ</b>	SPA	HARLEY-DAVIDSO	251.7	251.1	250.0	248.2	248.2	249.8	<b>251.7</b>
10	<b>Travis WYMAN</b>	USA	HARLEY-DAVIDSO	250.0	246.5	243.7	230.2	225.9	239.3	<b>250.0</b>
69	<b>Archie MCDONALD</b>	AUS	HARLEY-DAVIDSO	250.0	249.4	248.8	248.2	248.2	248.9	<b>250.0</b>
20	<b>Dimas EKKY PRATAMA</b>	INA	HARLEY-DAVIDSO	248.8	247.1	245.4	244.8	244.8	245.8	<b>248.8</b>
51	<b>Eric GRANADO</b>	BRA	HARLEY-DAVIDSO	248.8	248.2	247.7	246.0	246.0	247.3	<b>248.8</b>
13	<b>Cory WEST</b>	USA	HARLEY-DAVIDSO	248.2	248.2	247.7	246.5	246.0	247.1	<b>248.2</b>
85	<b>Jake LEWIS</b>	USA	HARLEY-DAVIDSO	246.5	244.3	243.7	243.2	241.6	243.2	<b>246.5</b>
29	<b>Andrea IANNONE</b>	ITA	HARLEY-DAVIDSO	246.0	245.4	243.2	243.2	243.2	244.2	<b>246.0</b>

These data/results cannot be reproduced, stored and/or transmitted in whole or in part by any manner of electronic, mechanical, photocopying, recording, broadcasting or otherwise now known or herein after developed without the previous express consent by the copyright owner, except for reproduction in daily press and regular printed publications on sale to the public within 60 days of the event related to those data/results and always provided that copyright symbol appears together as follows below.

© MotoGP Sports Entertainment Group, 2026



TT Circuit Assen

4542 m.

## FASTEST LAPS SEQUENCE

### TISSOT GRAND PRIX OF THE NETHERLANDS

#### RACE NR. 1

Lap	Race Time	#	Rider	Nation	Motorcycle	Time	Km/h	Riders's Lap
2	<b>3'30.402</b>	29	<b>Andrea IANNONE</b>	ITA	HARLEY-DAVIDSON	<b>1'42.340</b>	159.7	2
2	<b>3'30.797</b>	99	<b>Oscar GUTIERREZ</b>	SPA	HARLEY-DAVIDSON	<b>1'42.314</b>	159.8	2
3	<b>5'12.506</b>	29	<b>Andrea IANNONE</b>	ITA	HARLEY-DAVIDSON	<b>1'42.104</b>	160.1	3
3	<b>5'12.651</b>	51	<b>Eric GRANADO</b>	BRA	HARLEY-DAVIDSON	<b>1'41.913</b>	160.4	3
4	<b>6'55.948</b>	99	<b>Oscar GUTIERREZ</b>	SPA	HARLEY-DAVIDSON	<b>1'41.596</b>	160.9	4
6	<b>10'18.945</b>	51	<b>Eric GRANADO</b>	BRA	HARLEY-DAVIDSON	<b>1'41.093</b>	161.7	6

These data/results cannot be reproduced, stored and/or transmitted in whole or in part by any manner of electronic, mechanical, photocopying, recording, broadcasting or otherwise now known or herein after developed without the previous express consent by the copyright owner, except for reproduction in daily press and regular printed publications on sale to the public within 60 days of the event related to those data/results and always provided that copyright symbol appears together as follows below.

© MotoGP Sports Entertainment Group, 2026