



TT Circuit Assen

4542 m.

# CLASSIFICATION AFTER 9 LAPS = 40.878 KM

## TISSOT GRAND PRIX OF THE NETHERLANDS

### RACE NR. 2

Pos	Pts	#	Rider	Nation	Team	Motorcycle	Total Time	Km/h	Gap
1	25	99	Oscar GUTIERREZ	SPA	NITI RACING	HARLEY-DAVIDSON	15'13.760	161.0	
2	20	29	Andrea IANNONE	ITA	NITI RACING	HARLEY-DAVIDSON	15'14.914	160.8	1.154
3	16	51	Eric GRANADO	BRA	JOE RASCAL RACING	HARLEY-DAVIDSON	15'15.809	160.6	2.049
4	13	81	Jordi TORRES	SPA	JOE RASCAL RACING	HARLEY-DAVIDSON	15'18.031	160.3	4.271
5	11	69	Archie MCDONALD	AUS	JOE RASCAL RACING	HARLEY-DAVIDSON	15'28.376	158.5	14.616
6	10	20	Dimas EKKY PRATAMA	INA	NITI RACING	HARLEY-DAVIDSON	15'32.975	157.7	19.215
7	9	13	Cory WEST	USA	SADDLEMEN RACING	HARLEY-DAVIDSON	15'38.788	156.7	25.028
8	8	85	Jake LEWIS	USA	SADDLEMEN RACING	HARLEY-DAVIDSON	15'39.161	156.6	25.401
9	7	10	Travis WYMAN	USA	SADDLEMEN RACING	HARLEY-DAVIDSON	15'40.928	156.3	27.168
10	6	27	Filippo ROVELLI	ITA	PARKINGO TEAM	HARLEY-DAVIDSON	15'41.326	156.8	27.566

Race condition: Dry

Air: 29°

Humidity: 60%

Ground: 40°

Pole Position:

Fastest Lap (New record):

Lap 3	Eric GRANADO	1'40.424	162.8 Km/h
-------	--------------	----------	------------

15:20'13

15:23'17

15:29'54

15:32'23

15:33'06

 15:37'09 Filippo ROVELLI

 15:46'17 Filippo ROVELLI

 15:47'01 Filippo ROVELLI
**SIGHTING LAP START**

All bikes on grid

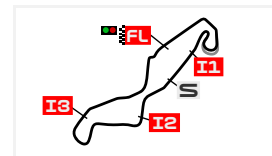
**WARM UP LAP START**
**RACE START**
No jump starts
track limits warning
long lap penalty - exceeding track limit
3 seconds penalty - insufficient time to complete long lap penalty

The results are provisional until the end of the limit for protest and appeals.

 Time limit for protest expires 60' after publication of the results - ..... **Roland BRONTSEMA** ..... Time: **15:59**

These data/results cannot be reproduced, stored and/or transmitted in whole or in part by any manner of electronic, mechanical, photocopying, recording, broadcasting or otherwise now known or herein after developed without the previous express consent by the copyright owner, except for reproduction in daily press and regular printed publications on sale to the public within 60 days of the event related to those data/results and always provided that copyright symbol appears together as follows below.

© MotoGP Sports Entertainment Group, 2026



TT Circuit Assen

4542 m.

# CHAMPIONSHIP CLASSIFICATION

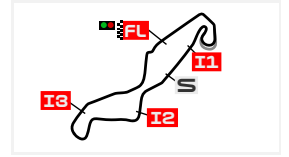
## TISSOT GRAND PRIX OF THE NETHERLANDS

Rider	Nation	Points	USA	USA	ITA	ITA	NED	NED	GBR	GBR
1 <b>GRANADO Eric</b>	BRA	<b>111</b>	10	20	20	20	25	16		
2 <b>GUTIERREZ Oscar</b>	SPA	<b>109</b>	8	25	25	6	20	25		
3 <b>MCDONALD Archie</b>	AUS	<b>97</b>	25	16	16	16	13	11		
4 <b>IANNONE Andrea</b>	ITA	<b>74</b>	-	-	13	25	16	20		
5 <b>LEWIS Jake</b>	USA	<b>71</b>	20	13	10	10	10	8		
6 <b>ROVELLI Filippo</b>	ITA	<b>66</b>	16	11	11	13	9	6		
7 <b>WEST Cory</b>	USA	<b>56</b>	13	10	7	9	8	9		
8 <b>WYMAN Travis</b>	USA	<b>39</b>	11	-	8	7	6	7		
9 <b>EKKY PRATAMA Dimas</b>	INA	<b>37</b>	-	9	-	11	7	10		
10 <b>WYMAN Cody</b>	USA	<b>26</b>	9	-	9	8	-	-		
11 <b>TORRES Jordi</b>	SPA	<b>24</b>	-	-	-	-	11	13		

These data/results cannot be reproduced, stored and/or transmitted in whole or in part by any manner of electronic, mechanical, photocopying, recording, broadcasting or otherwise now known or herein after developed without the previous express consent by the copyright owner, except for reproduction in daily press and regular printed publications on sale to the public within 60 days of the event related to those data/results and always provided that copyright symbol appears together as follows below.

© MotoGP Sports Entertainment Group, 2026





TT Circuit Assen

4542 m.

# LAP CHART

## TISSOT GRAND PRIX OF THE NETHERLANDS RACE NR. 2

Pos	1	2	3	4	5	6	7	8	9	10
Grid	51	29	<b>99</b>	81	27	69	20	10	85	13

1	<b>99</b>	29	81	69	51	27	20	13	10	85
2	<b>99</b>	29	81	51	69	27	20	13	85	10
3	<b>99</b>	29	51	81	69	27	20	13	10	85
4	<b>99</b>	29	51	81	69	20	27	13	85	10
5	<b>99</b>	29	51	81	69	20	27	13	85	10
6	<b>99</b>	29	51	81	69	20	27	13	85	10
7	<b>99</b>	29	51	81	69	20	27	13	85	10
8	<b>99</b>	29	51	81	69	20	27	13	85	10
9	<b>99</b>	29	51	81	69	20	27	13	85	10

L  
a  
p  
s

Winner     Lapped rider

These data/results cannot be reproduced, stored and/or transmitted in whole or in part by any manner of electronic, mechanical, photocopying, recording, broadcasting or otherwise now known or herein after developed without the previous express consent by the copyright owner, except for reproduction in daily press and regular printed publications on sale to the public within 60 days of the event related to those data/results and always provided that copyright symbol appears together as follows below.

© MotoGP Sports Entertainment Group, 2026



TT Circuit Assen

4542 m.

# FASTEST LAP OF EACH RIDER

## TISSOT GRAND PRIX OF THE NETHERLANDS

### RACE NR. 2

#	Rider	Nation	Team	Motorcycle	Time	Lap Total	Gap
1	51 <b>Eric GRANADO</b>	BRA	JOE RASCAL RACING	HARLEY-DAVIDSON	<b>1'40.424</b>	3 9	
2	29 <b>Andrea IANNONE</b>	ITA	NITI RACING	HARLEY-DAVIDSON	<b>1'40.685</b>	2 9	0.261 0.261
3	99 <b>Oscar GUTIERREZ</b>	SPA	NITI RACING	HARLEY-DAVIDSON	<b>1'40.733</b>	5 9	0.309 0.048
4	81 <b>Jordi TORRES</b>	SPA	JOE RASCAL RACING	HARLEY-DAVIDSON	<b>1'41.201</b>	5 9	0.777 0.468
5	69 <b>Archie MCDONALD</b>	AUS	JOE RASCAL RACING	HARLEY-DAVIDSON	<b>1'41.580</b>	2 9	1.156 0.379
6	20 <b>Dimas EKKY PRATAMA</b>	INA	NITI RACING	HARLEY-DAVIDSON	<b>1'41.963</b>	2 9	1.539 0.383
7	27 <b>Filippo ROVELLI</b>	ITA	PARKINGO TEAM	HARLEY-DAVIDSON	<b>1'43.256</b>	3 9	2.832 1.293
8	10 <b>Travis WYMAN</b>	USA	SADDLEMEN RACING	HARLEY-DAVIDSON	<b>1'43.358</b>	3 9	2.934 0.102
9	13 <b>Cory WEST</b>	USA	SADDLEMEN RACING	HARLEY-DAVIDSON	<b>1'43.491</b>	3 9	3.067 0.133
10	85 <b>Jake LEWIS</b>	USA	SADDLEMEN RACING	HARLEY-DAVIDSON	<b>1'43.539</b>	2 9	3.115 0.048

These data/results cannot be reproduced, stored and/or transmitted in whole or in part by any manner of electronic, mechanical, photocopying, recording, broadcasting or otherwise now known or herein after developed without the previous express consent by the copyright owner, except for reproduction in daily press and regular printed publications on sale to the public within 60 days of the event related to those data/results and always provided that copyright symbol appears together as follows below.

© MotoGP Sports Entertainment Group, 2026



TT Circuit Assen

4542 m.

## EVENT BEST MAXIMUM SPEED

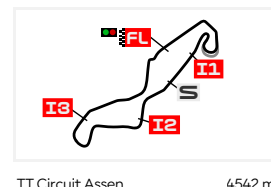
### TISSOT GRAND PRIX OF THE NETHERLANDS

#### RACE NR. 2

#	Rider	Nation	Team	Motorcycle	Km/h	
27	<b>Filippo ROVELLI</b>	ITA	PARKINGO TEAM	.EY-DAVIDSON	<b>248.2</b>	Race Nr. 2
69	<b>Archie MCDONALD</b>	AUS	JOE RASCAL RACING	.EY-DAVIDSON	<b>247.7</b>	Race Nr. 2
51	<b>Eric GRANADO</b>	BRA	JOE RASCAL RACING	.EY-DAVIDSON	<b>247.1</b>	Race Nr. 2
20	<b>Dimas EKKY PRATAMA</b>	INA	NITI RACING	.EY-DAVIDSON	<b>246.5</b>	Race Nr. 2
29	<b>Andrea IANNONE</b>	ITA	NITI RACING	.EY-DAVIDSON	<b>246.0</b>	Race Nr. 2
13	<b>Cory WEST</b>	USA	SADDLEMEN RACING	.EY-DAVIDSON	<b>245.4</b>	Race Nr. 2
10	<b>Travis WYMAN</b>	USA	SADDLEMEN RACING	.EY-DAVIDSON	<b>245.4</b>	Race Nr. 2
81	<b>Jordi TORRES</b>	SPA	JOE RASCAL RACING	.EY-DAVIDSON	<b>244.8</b>	Race Nr. 2
85	<b>Jake LEWIS</b>	USA	SADDLEMEN RACING	.EY-DAVIDSON	<b>242.6</b>	Race Nr. 2
99	<b>Oscar GUTIERREZ</b>	SPA	NITI RACING	.EY-DAVIDSON	<b>242.1</b>	Race Nr. 2

These data/results cannot be reproduced, stored and/or transmitted in whole or in part by any manner of electronic, mechanical, photocopying, recording, broadcasting or otherwise now known or herein after developed without the previous express consent by the copyright owner, except for reproduction in daily press and regular printed publications on sale to the public within 60 days of the event related to those data/results and always provided that copyright symbol appears together as follows below.

© MotoGP Sports Entertainment Group, 2026



# CHRONOLOGICAL ANALYSIS OF PERFORMANCES

## TISSOT GRAND PRIX OF THE NETHERLANDS

### RACE NR. 2

\* Lap / Sector time cancelled  
P Crossing the finish line in pit lane

T1 Time from finish line to 1st intermediate  
T2 Time from 1st intermed. to 2nd intermed.

T3 Time from 2nd intermed. to 3rd intermed.  
T4 Time from 3rd intermediate to finish line

Lap	Lap Time	T1	T2	T3	T4	Speed	Lap	Lap Time	T1	T2	T3	T4	Speed
<b>1st 99 Oscar GUTIERREZ</b> NITI RACING SPA							6	<b>1'41.451</b>	33.365	16.190	28.710	23.186	243.2
1	<b>1'45.665</b>	37.928	16.257	28.257	23.223	241.6	7	<b>1'41.254</b>	33.230	16.196	28.530	23.298	242.6
2	<b>1'40.940</b>	33.281	16.238	28.222	23.199	240.5	8	<b>1'41.513</b>	33.360	16.231	28.571	23.351	242.1
3	<b>1'41.006</b>	33.189	16.267	28.300	23.250	241.0	9	<b>1'41.987</b>	33.488	16.308	28.695	23.496	242.1
4	<b>1'41.091</b>	33.281	16.275	28.357	23.178	241.0	<b>5th 69 Archie MCDONALD</b> JOE RASCAL RACING AUS						
5	<b>1'40.733</b>	33.230	16.176	28.268	23.059	241.6	1	<b>1'47.070</b>	38.864	16.413	28.406	23.387	247.7
6	<b>1'41.024</b>	33.281	16.206	28.357	23.180	241.6	2	<b>1'41.580</b>	33.781	16.180	28.374	23.245	246.5
7	<b>1'40.925</b>	33.229	16.140	28.392	23.164	241.0	3	<b>1'41.790</b>	33.660	16.288	28.500	23.342	243.2
8	<b>1'41.063</b>	33.184	16.188	28.375	23.316	241.0	4	<b>1'42.316</b>	33.508	16.487	28.737	23.584	241.0
9	<b>1'41.313</b>	33.263	16.211	28.443	23.396	242.1	5	<b>1'42.351</b>	33.598	16.438	28.833	23.482	241.6
<b>2nd 29 Andrea IANNONE</b> NITI RACING ITA							6	<b>1'43.032</b>	33.709	16.791	28.930	23.602	236.3
1	<b>1'46.073</b>	38.430	16.266	28.352	23.025	240.0	7	<b>1'43.029</b>	33.730	16.824	28.890	23.585	236.8
2	<b>1'40.685</b>	33.344	16.171	28.154	23.016	242.6	8	<b>1'43.155</b>	33.848	16.694	28.948	23.665	238.4
3	<b>1'41.069</b>	33.388	16.295	28.224	23.162	246.0	9	<b>1'44.053</b>	33.956	16.839	29.056	24.202	240.5
4	<b>1'41.017</b>	33.338	16.291	28.322	23.066	243.7	<b>6th 20 Dimas EKKY PRATAMA</b> NITI RACING INA						
5	<b>1'41.245</b>	33.426	16.138	28.398	23.283	241.0	1	<b>1'48.125</b>	39.536	16.310	28.619	23.660	246.5
6	<b>1'41.300</b>	33.566	16.263	28.390	23.081	240.5	2	<b>1'41.963</b>	33.422	16.330	28.495	23.716	246.5
7	<b>1'40.768</b>	33.174	16.146	28.323	23.125	241.6	3	<b>1'43.146</b>	33.713	16.457	28.984	23.992	243.2
8	<b>1'41.013</b>	33.335	16.118	28.371	23.189	241.6	4	<b>1'43.142</b>	34.160	16.513	28.739	23.730	241.0
9	<b>1'41.744</b>	33.594	16.277	28.482	23.391	241.6	5	<b>1'42.637</b>	33.570	16.490	28.771	23.806	240.5
<b>3rd 51 Eric GRANADO</b> JOE RASCAL RACING BRA							6	<b>1'43.066</b>	33.669	16.653	28.837	23.907	240.5
1	<b>1'47.136</b>	39.126	16.310	28.434	23.266	247.1	7	<b>1'43.465</b>	33.780	16.653	29.086	23.946	240.0
2	<b>1'40.693</b>	33.245	16.110	28.274	23.064	245.4	8	<b>1'43.728</b>	34.091	16.646	29.087	23.904	239.4
3	<b>1'40.424</b>	33.110	16.133	28.243	22.938	243.7	9	<b>1'43.703</b>	33.822	16.756	28.973	24.152	241.0
4	<b>1'40.955</b>	33.201	16.243	28.423	23.088	244.3	<b>7th 13 Cory WEST</b> SADDLEMEN RACING USA						
5	<b>1'41.228</b>	33.388	16.293	28.402	23.145	244.3	1	<b>1'49.008</b>	39.928	16.483	28.807	23.790	244.8
6	<b>1'41.366</b>	33.480	16.239	28.488	23.159	243.2	2	<b>1'43.720</b>	34.287	16.476	29.016	23.941	245.4
7	<b>1'41.305</b>	33.433	16.292	28.448	23.132	243.2	3	<b>1'43.491</b>	34.107	16.502	28.964	23.918	240.5
8	<b>1'41.155</b>	33.299	16.182	28.472	23.202	242.6	4	<b>1'43.780</b>	34.052	16.628	29.170	23.930	240.0
9	<b>1'41.547</b>	33.497	16.215	28.628	23.207	242.1	5	<b>1'43.927</b>	34.263	16.623	29.237	23.804	238.9
<b>4th 81 Jordi TORRES</b> JOE RASCAL RACING SPA							6	<b>1'43.722</b>	34.099	16.583	29.092	23.948	240.0
1	<b>1'46.537</b>	38.713	16.297	28.406	23.121	244.8	7	<b>1'43.554</b>	34.058	16.645	29.043	23.808	240.5
2	<b>1'41.284</b>	33.331	16.150	28.538	23.265	244.3	8	<b>1'43.805</b>	34.149	16.583	29.166	23.907	239.4
3	<b>1'41.431</b>	33.439	16.178	28.467	23.347	244.8	9	<b>1'43.781</b>	34.220	16.534	29.124	23.903	239.4
4	<b>1'41.373</b>	33.294	16.194	28.523	23.362	242.6	<b>8th 85 Jake LEWIS</b> SADDLEMEN RACING USA						
5	<b>1'41.201</b>	33.280	16.179	28.515	23.227	244.3	1	<b>1'49.487</b>	40.520	16.481	28.637	23.849	242.6

<b>Fastest Lap:</b> Eric GRANADO	BRA	JOE RASCAL RACING	<b>1'40.424</b>	33.110	16.133	28.243	22.938
----------------------------------	-----	-------------------	-----------------	--------	--------	--------	--------

These data/results cannot be reproduced, stored and/or transmitted in whole or in part by any manner of electronic, mechanical, photocopying, recording, broadcasting or otherwise now known or herein after developed without the previous express consent by the copyright owner, except for reproduction in daily press and regular printed publications on sale to the public within 60 days of the event related to those data/results and always provided that copyright symbol appears together as follows below.

© MotoGP Sports Entertainment Group, 2026



## Race Nr. 2

BWC™

Lap	Lap Time	T1	T2	T3	T4	Speed	Lap	Lap Time	T1	T2	T3	T4	Speed
2	<b>1'43.539</b>	34.033	<b>16.428</b>	29.011	24.067	242.1							
3	<b>1'43.776</b>	34.515	16.598	28.734	23.929	238.9							
4	<b>1'43.671</b>	34.009	16.556	29.022	24.084	240.0							
5	<b>1'43.670</b>	<b>33.989</b>	16.596	29.290	<b>23.795</b>	239.4							
6	<b>1'43.654</b>	34.079	16.511	29.138	23.926	239.4							
7	<b>1'43.718</b>	34.195	16.530	29.060	23.933	238.9							
8	<b>1'43.714</b>	34.076	16.606	29.074	23.958	237.8							
9	<b>1'43.932</b>	34.279	16.579	28.994	24.080	237.8							

**9th 10** Travis WYMAN SADDLEMEN RACING USA

1	<b>1'49.370</b>	40.224	16.607	<b>28.653</b>	<b>23.886</b>	<b>245.4</b>
2	<b>1'43.800</b>	34.259	16.685	28.799	24.057	238.4
3	<b>1'43.358</b>	34.237	<b>16.490</b>	28.697	23.934	242.1
4	<b>1'44.370</b>	33.963	16.626	29.097	24.684	241.6
5	<b>1'44.231</b>	34.099	16.646	28.938	24.548	241.6
6	<b>1'43.987</b>	34.173	16.661	28.922	24.231	242.1
7	<b>1'43.612</b>	33.877	16.596	28.978	24.161	242.1
8	<b>1'43.745</b>	<b>33.826</b>	16.659	28.864	24.396	242.1
9	<b>1'44.455</b>	34.418	17.030	28.945	24.062	237.3

**10th 27** Filippo ROVELLI PARKINGO TEAM ITA

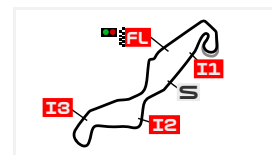
1	<b>1'47.745</b>	39.328	16.313	<b>28.647</b>	<b>23.457</b>	<b>248.2</b>
2	<b>1'42.217</b>	<b>33.649</b>	<b>16.151</b>	28.697	23.720	245.4
3	<b>1'43.256</b>	33.715	16.381	29.145	24.015	243.2
4	<b>1'43.847</b>	34.835	16.358	28.993	23.661	242.6
5	<b>1'46.051</b>	36.558	16.492	29.186	23.815	241.0
6	<b>1'43.627</b>	33.985	16.468	29.163	24.011	240.5
7	<b>1'43.672</b>	34.108	16.448	29.255	23.861	240.5
8	<b>1'44.128</b>	34.057	16.404	29.338	24.329	240.5
9	<b>1'43.783</b>	34.187	16.539	29.155	23.902	241.0

**Fastest Lap:** Eric GRANADO BRA JOE RASCAL RACING **1'40.424** 33.110 16.133 28.243 22.938

These data/results cannot be reproduced, stored and/or transmitted in whole or in part by any manner of electronic, mechanical, photocopying, recording, broadcasting or otherwise now known or herein after developed without the previous express consent by the copyright owner, except for reproduction in daily press and regular printed publications on sale to the public within 60 days of the event related to those data/results and always provided that copyright symbol appears together as follows below.

© MotoGP Sports Entertainment Group, 2026





TT Circuit Assen

4542 m.

## ANALYSIS BY LAP

### TISSOT GRAND PRIX OF THE NETHERLANDS

#### RACE NR. 2

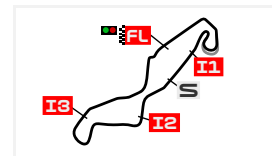
Num Lap Time Gap

Num	Lap Time	Gap	Num	Lap Time	Gap	Num	Lap Time	Gap
<b>Lap 1</b>			<b>13</b>	1'43.780	11.297	<b>69</b>	1'43.155	11.876
<b>99</b>	1'45.665		<b>85</b>	1'43.671	11.771	<b>20</b>	1'43.728	16.825
<b>29</b>	1'46.073	0.408	<b>10</b>	1'44.370	12.196	<b>27</b>	1'44.128	22.096
<b>81</b>	1'46.537	0.872	<b>Lap 5</b>			<b>13</b>	1'43.805	22.560
<b>69</b>	1'47.070	1.405	<b>99</b>	1'40.733		<b>85</b>	1'43.714	22.782
<b>51</b>	1'47.136	1.471	<b>29</b>	1'41.245	0.654	<b>10</b>	1'43.745	24.026
<b>27</b>	1'47.745	2.080	<b>51</b>	1'41.228	1.001	<b>Lap 9</b>		
<b>20</b>	1'48.125	2.460	<b>81</b>	1'41.201	2.391	<b>99</b>	1'41.313	
<b>13</b>	1'49.008	3.343	<b>69</b>	1'42.351	5.672	<b>29</b>	1'41.744	1.154
<b>10</b>	1'49.370	3.705	<b>20</b>	1'42.637	9.578	<b>51</b>	1'41.547	2.049
<b>85</b>	1'49.487	3.822	<b>27</b>	1'46.051	13.681	<b>81</b>	1'41.987	4.271
<b>Lap 2</b>			<b>13</b>	1'43.927	14.491	<b>69</b>	1'44.053	14.616
<b>99</b>	1'40.940		<b>85</b>	1'43.670	14.708	<b>20</b>	1'43.703	19.215
<b>29</b>	1'40.685	0.153	<b>10</b>	1'44.231	15.694	<b>27</b>	1'43.783	24.566
<b>81</b>	1'41.284	1.216	<b>Lap 6</b>			<b>13</b>	1'43.781	25.028
<b>51</b>	1'40.693	1.224	<b>99</b>	1'41.024		<b>85</b>	1'43.932	25.401
<b>69</b>	1'41.580	2.045	<b>29</b>	1'41.300	0.930	<b>10</b>	1'44.455	27.168
<b>27</b>	1'42.217	3.357	<b>51</b>	1'41.366	1.343			
<b>20</b>	1'41.963	3.483	<b>81</b>	1'41.451	2.818			
<b>13</b>	1'43.720	6.123	<b>69</b>	1'43.032	7.680			
<b>85</b>	1'43.539	6.421	<b>20</b>	1'43.066	11.620			
<b>10</b>	1'43.800	6.565	<b>27</b>	1'43.627	16.284			
<b>Lap 3</b>			<b>13</b>	1'43.722	17.189			
<b>99</b>	1'41.006		<b>85</b>	1'43.654	17.338			
<b>29</b>	1'41.069	0.216	<b>10</b>	1'43.987	18.657			
<b>51</b>	1'40.424	0.642	<b>Lap 7</b>					
<b>81</b>	1'41.431	1.641	<b>99</b>	1'40.925				
<b>69</b>	1'41.790	2.829	<b>29</b>	1'40.768	0.773			
<b>27</b>	1'43.256	5.607	<b>51</b>	1'41.305	1.723			
<b>20</b>	1'43.146	5.623	<b>81</b>	1'41.254	3.147			
<b>13</b>	1'43.491	8.608	<b>69</b>	1'43.029	9.784			
<b>10</b>	1'43.358	8.917	<b>20</b>	1'43.465	14.160			
<b>85</b>	1'43.776	9.191	<b>27</b>	1'43.672	19.031			
<b>Lap 4</b>			<b>13</b>	1'43.554	19.818			
<b>99</b>	1'41.091		<b>85</b>	1'43.718	20.131			
<b>29</b>	1'41.017	0.142	<b>10</b>	1'43.612	21.344			
<b>51</b>	1'40.955	0.506	<b>Lap 8</b>					
<b>81</b>	1'41.373	1.923	<b>99</b>	1'41.063				
<b>69</b>	1'42.316	4.054	<b>29</b>	1'41.013	0.723			
<b>20</b>	1'43.142	7.674	<b>51</b>	1'41.155	1.815			
<b>27</b>	1'43.847	8.363	<b>81</b>	1'41.513	3.597			

 Lapped rider

These data/results cannot be reproduced, stored and/or transmitted in whole or in part by any manner of electronic, mechanical, photocopying, recording, broadcasting or otherwise now known or herein after developed without the previous express consent by the copyright owner, except for reproduction in daily press and regular printed publications on sale to the public within 60 days of the event related to those data/results and always provided that copyright symbol appears together as follows below.

© MotoGP Sports Entertainment Group, 2026



TT Circuit Assen

4,423 m.

# OFFICIAL STARTING GRID

## TISSOT GRAND PRIX OF THE NETHERLANDS

RACE : 9 LAPS = 40.878 KM

1	<b>1</b> 1'40.655 <b>51 Eric GRANADO</b> Harley-Davidson	2	<b>2</b> 1'40.970 <b>29 Andrea IANNONE</b> Harley-Davidson	3	<b>3</b> 1'41.413 <b>99 Oscar GUTIERREZ</b> Harley-Davidson
2	<b>4</b> 1'41.743 <b>81 Jordi TORRES</b> Harley-Davidson	5	<b>5</b> 1'41.999 <b>27 Filippo ROVELLI</b> Harley-Davidson	6	<b>6</b> 1'42.571 <b>69 Archie MCDONALD</b> Harley-Davidson
3	<b>7</b> 1'42.743 <b>20 Dimas EKKY PRATAMA</b> Harley-Davidson	8	<b>8</b> 1'42.840 <b>10 Travis WYMAN</b> Harley-Davidson	9	<b>9</b> 1'43.557 <b>85 Jake LEWIS</b> Harley-Davidson
4	<b>10</b> 1'44.200 <b>13 Cory WEST</b> Harley-Davidson				

The results are provisional until the end of the limit for protest and appeals.

 Time limit for protest expires 60' after publication of the results - ..... **Roland BRONTSEMA** ..... Time: **18:15** .....

These data/results cannot be reproduced, stored and/or transmitted in whole or in part by any manner of electronic, mechanical, photocopying, recording, broadcasting or otherwise now known or herein after developed without the previous express consent by the copyright owner, except for reproduction in daily press and regular printed publications on sale to the public within 60 days of the event related to those data/results and always provided that copyright symbol appears together as follows below.

© MotoGP Sports Entertainment Group, 2026



TT Circuit Assen

4542 m.

## TOP SPEED & AVERAGE

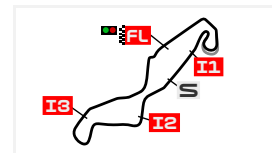
### TISSOT GRAND PRIX OF THE NETHERLANDS

#### RACE NR. 2

#	Rider	Nation	Motorcycle	Top 5 speeds					Average	Top
27	<b>Filippo ROVELLI</b>	ITA	HARLEY-DAVIDSO	248.2	245.4	243.2	242.6	241.0	243.6	<b>248.2</b>
69	<b>Archie MCDONALD</b>	AUS	HARLEY-DAVIDSO	247.7	246.5	243.2	241.6	241.0	244.0	<b>247.7</b>
51	<b>Eric GRANADO</b>	BRA	HARLEY-DAVIDSO	247.1	245.4	244.3	244.3	243.7	245.0	<b>247.1</b>
20	<b>Dimas EKKY PRATAMA</b>	INA	HARLEY-DAVIDSO	246.5	246.5	243.2	241.0	241.0	243.6	<b>246.5</b>
29	<b>Andrea IANNONE</b>	ITA	HARLEY-DAVIDSO	246.0	243.7	242.6	241.6	241.6	242.9	<b>246.0</b>
10	<b>Travis WYMAN</b>	USA	HARLEY-DAVIDSO	245.4	242.1	242.1	242.1	242.1	242.8	<b>245.4</b>
13	<b>Cory WEST</b>	USA	HARLEY-DAVIDSO	245.4	244.8	240.5	240.5	240.0	241.9	<b>245.4</b>
81	<b>Jordi TORRES</b>	SPA	HARLEY-DAVIDSO	244.8	244.8	244.3	244.3	243.2	244.3	<b>244.8</b>
85	<b>Jake LEWIS</b>	USA	HARLEY-DAVIDSO	242.6	242.1	240.0	239.4	239.4	240.7	<b>242.6</b>
99	<b>Oscar GUTIERREZ</b>	SPA	HARLEY-DAVIDSO	242.1	241.6	241.6	241.6	241.0	241.4	<b>242.1</b>

These data/results cannot be reproduced, stored and/or transmitted in whole or in part by any manner of electronic, mechanical, photocopying, recording, broadcasting or otherwise now known or herein after developed without the previous express consent by the copyright owner, except for reproduction in daily press and regular printed publications on sale to the public within 60 days of the event related to those data/results and always provided that copyright symbol appears together as follows below.

© MotoGP Sports Entertainment Group, 2026



TT Circuit Assen

4542 m.

## FASTEST LAPS SEQUENCE

### TISSOT GRAND PRIX OF THE NETHERLANDS

#### RACE NR. 2

Lap	Race Time	#	Rider	Nation	Motorcycle	Time	Km/h	Riders's Lap
2	<b>3'26.605</b>	99	<b>Oscar GUTIERREZ</b>	SPA	HARLEY-DAVIDSON	<b>1'40.940</b>	161.9	2
2	<b>3'26.758</b>	29	<b>Andrea IANNONE</b>	ITA	HARLEY-DAVIDSON	<b>1'40.685</b>	162.3	2
3	<b>5'08.253</b>	51	<b>Eric GRANADO</b>	BRA	HARLEY-DAVIDSON	<b>1'40.424</b>	162.8	3

These data/results cannot be reproduced, stored and/or transmitted in whole or in part by any manner of electronic, mechanical, photocopying, recording, broadcasting or otherwise now known or herein after developed without the previous express consent by the copyright owner, except for reproduction in daily press and regular printed publications on sale to the public within 60 days of the event related to those data/results and always provided that copyright symbol appears together as follows below.

© MotoGP Sports Entertainment Group, 2026