



HARLEY-DAVIDSON® GENUINE MOTOR  
PARTS & ACCESSORIES





MODEL INFORMATION						
YEAR:	MODEL:	ALPHA CODE:	FAMILY:	COLOR:	ENGINE TYPE:	DISPLACEMENT:

## HARLEY-DAVIDSON MODELS — 1984 to 2022W

(excluding LiveWire, V-Rod, FX and FXR models)

<b>REVOLUTION MAX® FAMILY</b>		
PAN AMERICA™	RA1250	'21-CURRENT
PAN AMERICA™ SPECIAL	RA1250S	'21-CURRENT
SPORTSTER® S	RH1250S	'21-CURRENT

<b>STREET™ FAMILY</b>		
HARLEY-DAVIDSON STREET® 500	XG500	'15-CURRENT
HARLEY-DAVIDSON STREET 750	XG750	'15-CURRENT
STREET ROD®	XG750A	'17-CURRENT

<b>SPORTSTER® FAMILY</b>		
SPORTSTER® 1000	XLH	'84-'85
SPORTSTER 883	XLH883/XL883	'86-'08
SPORTSTER 883 CUSTOM	XLH883C/XL883C	'99-'09
SPORTSTER 883 DELUXE	XLH883 DLX	'88-'95
SPORTSTER 883 HUGGER™	XLH883 HUG	'88-'03
SPORTSTER 1100 / 1200	XLH1100 / XLH1200	'86-'87 / '88-'03
SPORTSTER 1200 CUSTOM	XLH1200C/XL1200C	'96-'20
SPORTSTER 1200 SPORT	XL1200S	'96-'03
SPORTSTER 883 LOW	XL883L	'05-'10
SPORTSTER SUPERLOW®	XL883L	'11-'20
SPORTSTER 883 IRON™	XL883N	'09-CURRENT
SPORTSTER 883R	XL883R	'02-'03, '05-'07
SPORTSTER ROADSTER®	XL1200CX	'16-'20
SPORTSTER 1200 LOW	XL1200L	'06-'11
SPORTSTER 1200 NIGHTSTER™	XL1200N	'07-'12
SPORTSTER IRON 1200™	XL1200NS	'18-'20
SPORTSTER 1200 ROADSTER	XL1200R	'04-'08
SPORTSTER SUPERLOW 1200T	XL1200T	'14-'17
SPORTSTER SEVENTY-TWO®	XL1200V	'12-'16
SPORTSTER FORTY-EIGHT®	XL1200X	'10-CURRENT
SPORTSTER FORTY-EIGHT® SPECIAL	XL1200XS	'18-'20
50TH ANNIVERSARY SPORTSTER	XL50	'07
ROADSTER	XLS	'84-'85
XLX-61	XLX	'84-'86
XR-1000	XR-1000	'84-'85
XR1200™ / XR1200X™	XR1200 / XR1200X	'08-'10 / '11-'13

<b>DYNA® FAMILY</b>		
SWITCHBACK™	FLD	'12-'16
DYNA SUPER GLIDE®	FXD/I	'95-'10
STREET BOB®	FXDB/I	'06-'17
DYNA SUPER GLIDE CUSTOM	FXDC/I	'05-'14
FAT BOB®	FXDF	'08-'17
CVO FAT BOB	FXDFSE	'09-'10
DYNA LOW RIDER	FXDL/I	'93-'09, '14-'17
DYNA LOW RIDER S	FXDLS	'16-'17
DYNA CONVERTIBLE	FXDS CONV	'94-'00
SCREAMIN' EAGLE® DYNA	FXDSE	'07-'08
DYNA WIDE GLIDE®	FXDWG/I	'93-'08, '10-'17
CVO DYNA WIDE GLIDE	FXDWG2/3	'01-'02
DYNA SUPER GLIDE SPORT	FXDX/I	'99-'05

<b>SOFTAIL® FAMILY – MILWAUKEE-EIGHT®</b>		
SOFTAIL® DELUXE	FLDE	'18-'20
FAT BOY®	FLFB/S	'18-CURRENT
HERITAGE SOFTAIL® CLASSIC	FLHC/S	'18-CURRENT
SOFTAIL SLIM®	FLSL	'18-'21
SPORT GLIDE™	FLSB	'18-'21
STREET BOB®	FXBB	'18-CURRENT
BREAKOUT®	FXBR/S	'18-'20
FXDR 114	FXDRS	'19-'20
FAT BOB®	FXFB/S	'18-CURRENT
LOW RIDER®	FXLR	'18-'20
LOW RIDER® S	FXLRS	'20-CURRENT
LOW RIDER® ST	FXLRST	'22
SOFTAIL® STANDARD	FXST	'21-CURRENT

<b>SOFTAIL® FAMILY – EVOLUTION® 1340/TWIN CAM</b>		
SOFTAIL SLIM®	FLS	'12-'17

<b>SOFTAIL® FAMILY – EVOLUTION® 1340/TWIN CAM-CONTINUED</b>		
SOFTAIL SLIM S	FLSS	'16-'17
HERITAGE SOFTAIL®	FLST/I	'86-'90, '06
HERITAGE SOFTAIL CLASSIC	FLSTC/I	'88-'17
CROSS BONES®	FLSTSB	'08-'11
SOFTAIL SPRINGER™ CLASSIC	FLSTSC/I	'05-'07
CVO™ SOFTAIL CONVERTIBLE	FLSTSE	'10-'12
FAT BOY®	FLSTF/I	'90-'17
FAT BOY LO/SPECIAL	FLSTFB	'10-'16
FAT BOY S	FLSTFBS	'16-'17
CVO FAT BOY	FLSTFSE	'05-'06
HERITAGE SOFTAIL SPECIAL/NOSTALGA	FLSTN	'93-'96
SOFTAIL DELUXE	FLSTM/I	'05-'17
CVO DELUXE	FLSTMSE	'14-'17
HERITAGE SPRINGER®	FLSTS/I	'97-'03
ROCKER™	FXCW	'08-'09
ROCKER C	FXCWC	'08-'11
BLACKLINE®	FXS	'11-'13
BREAKOUT®	FXSB	'13-'17
CVO BREAKOUT	FXSBSE	'13-'14
CVO PRO STREET BREAKOUT	FXSE	'16-'17
SOFTAIL/SOFTAIL STANDARD	FXST/I	'84-'90, '99-'15
NIGHT TRAIN™	FXSTB/I	'98-'09
SOFTAIL CUSTOM	FXSTC	'86-'99, '07-'10
SOFTAIL DEUCE™	FXSTD/I	'00-'07
CVO DEUCE	FXSTDSE	'03-'04
SPRINGER SOFTAIL	FXSTS/I	'88-'06
BAD BOY	FXSTSB	'95-'97
CVO SPRINGER SOFTAIL	FXSTSSE	'07-'09

<b>TOURING FAMILY</b>		
ROAD KING®	FLHR/I	'94-CURRENT
ROAD KING CLASSIC	FLHRC/I	'98-'19
ROAD KING CUSTOM	FLHRS/I	'04-'07
ROAD KING SPECIAL	FLHRXS	'17-CURRENT
CVO ROAD KING	FLHRSE	'02-'03, '07-'08, '13-'14
ELECTRA GLIDE®	FLH	'84-'85
ELECTRA GLIDE SPECIAL	FLHX	'84-'85
ELECTRA GLIDE SPORT	FLHS	'84, '87-'93
ELECTRA GLIDE STANDARD	FLHT/I	'86-'87, '95-'09, '19-CURRENT
ELECTRA GLIDE CLASSIC	FLHTC/I	'84-'13
CVO ELECTRA GLIDE	FLHTCSE	'04-'05
ELECTRA GLIDE ULTRA CLASSIC®	FLHTCU/I	'89-'19
ELECTRA GLIDE ULTRA CLASSIC TWIN-COOLED™	FLHTCU TC	'14-'19
ELECTRA GLIDE ULTRA CLASSIC LOW	FLHTCUL	'15-'16
ELECTRA GLIDE ULTRA CLASSIC LOW TWIN-COOLED	FLHTCUL TC	'15-'16
CVO ELECTRA GLIDE ULTRA CLASSIC	FLHTCUSE	'06-'13
STREET GLIDE®	FLHX	'06-CURRENT
STREET GLIDE SPECIAL	FLHXS	'14-CURRENT
STREET GLIDE ST	FLHXST	'22
CVO STREET GLIDE	FLHXSE	'10-'12, '15-CURRENT
ULTRA LIMITED	FLHTK	'10-CURRENT
ULTRA LIMITED LOW	FLHTKL	'15-'19
CVO LIMITED	FLHTKSE	'14-CURRENT
TOUR GLIDE™ CLASSIC	FLTC	'84-'91
ULTRA CLASSIC TOUR GLIDE	FLTCU/I	'89-'96
ROAD GLIDE®	FLTR/I, FLTRX	'98-'09, '15-CURRENT
CVO ROAD GLIDE	FLTRSE	'00-'01, '09
ROAD GLIDE ULTRA	FLTRU	'11-'13, '16-'19
CVO ROAD GLIDE ULTRA	FLTRUSE	'11, '15-'16
ROAD GLIDE CUSTOM	FLTRX	'10-'13
ROAD GLIDE SPECIAL	FLTRXS	'15-CURRENT
ROAD GLIDE ST	FLTRXST	'22
ROAD GLIDE LIMITED	FLTRK	'20-CURRENT
CVO ROAD GLIDE CUSTOM	FLTRXSE	'12-'13, '18

<b>TRIKE FAMILY</b>		
TRI GLIDE® ULTRA CLASSIC	FLHTCUTG	'09-CURRENT
CVO TRI GLIDE	FLHTCUTGSE	'20
STREET GLIDE TRIKE	FLHXXX	'10-'11
FREEWHEELER®	FLRT	'15-CURRENT

<b>PAM AMERICA™</b>	
WINDSHIELDS	6
SEATS	8
VEHICLE PROTECTION	10
LUGGAGE	12
PERFORMANCE	16
CHASSIS TRIM	17
WHEELS	18
MAINTAINANCE	18
COLLECTIONS AND TRIM	22

<b>SPORT</b>	
COLLECTIONS AND TRIM	22
WINDSHIELDS	24
SEATS	25
CONTROLS	26
LUGGAGE	27
HANDLEBARS	24

<b>CRUISER-SPORTSTER®</b>	
WINDSHIELDS	50
SEATING	52
BACKRESTS & RACKS	58
SADDLEBAGS	64
SUSPENSION	67
HAND & FOOT CONTROLS	68
ENGINE GUARDS	70
CHASSIS TRIM – FRONT END	71
CHASSIS TRIM – REAR END	73
CHASSIS TRIM – BODYWORK	76

<b>CRUISER - DYNA®</b>	
WINDSHIELDS	78
SEATING	83
BACKRESTS & RACKS	87
LUGGAGE	93
SUSPENSION	95
FOOT CONTROLS	96
ENGINE GUARDS & HIGHWAY PEGS	99
CHASSIS TRIM – FRONT END	100

<b>CRUISER - MILWAUKEE-EIGHT®SOFTAIL®</b>	
WINDSHIELDS	104
SEATING	111
BACKRESTS & RACKS	121
SADDLEBAGS	126
LUGGAGE	129
SUSPENSION	130
HAND & FOOT CONTROLS	131
ENGINE GUARDS	138
AUDIO	140
CHASSIS TRIM – FRONT END	140
CHASSIS TRIM – REAR END	143

<b>CRUISER - TWIN CAM SOFTAIL®</b>	
WINDSHIELDS	146
SEATING	150
BACKRESTS & RACKS	158
SADDLEBAGS	164
FOOT CONTROLS	170
ENGINE GUARDS & HIGHWAY PEGS	174
CHASSIS TRIM – FRONT END	176
CHASSIS TRIM – REAR END	184
CHASSIS TRIM – ENGINE & FENDERS	188

<b>TOURING &amp; TRIKE</b>	
WINDSHIELDS	218
FAIRING LOWERS & ACCESSORIES	234
COOLFLOW™ FAN & OIL FANS	236
SEATING	240
BACKRESTS & RACKS	252
TOUR-PAK® & ACCESSORIES	268
SADDLEBAGS & ACCESSORIES	276
LUGGAGE ACCESSORIES	280
FOOT CONTROLS	286
ENGINE GUARDS & CENTER STANDS	294
SUSPENSION & FRONT END	296
CHASSIS TRIM – FAIRING & CONSOLE	312
CHASSIS TRIM – REAR END	320
CHASSIS TRIM – REAR LIGHTING	321
AUXILIARY POWER & CHARGING	328
PAINT PROTECTION	332

<b>SCREAMIN' EAGLE®</b>	
STREET TUNER	340
MILWAUKEE-EIGHT® POWERTRAIN	344
TWIN-CAM POWERTRAIN	378
SPORTSTER® POWERTRAIN	402
AIR FILTERS & SPARK PLUGS	414
CRATE ENGINES & TRANSMISSIONS	417

<b>ENGINE TRIM</b>	
COLLECTIONS	430
MILWAUKEE-EIGHT® ACCESSORIES	444
TWIN CAM ACCESSORIES	452
AIR CLEANER COVERS	462
HARDWARE & HARDWARE COVERS	466

<b>CONTROLS</b>	
HAND & FOOT CONTROL COLLECTIONS	476
HIGHWAY PEGS & FOOTPEG HARDWARE	508
FOOTPEGS & FOOTBOARDS	512
MIRRORS	514
HAND CONTROLS & LEVERS	518
HANDLEBARS	526
HANDLEBAR RISERS & CABLES	549

<b>AUDIO &amp; GAUGES</b>	
HARLEY-DAVIDSON® AUDIO POWERED BY ROCKFORD FOSGATE®	556
BOOM!™ AUDIO – TOURING BIKES	570
BOOM! AUDIO – STAGE I	572
BOOM! AUDIO – STAGE II	577
HEADSETS & ANTENNA	586
ANTENNA SYSTEMS	595
PHONE MOUNTS & ACCESSORIES	596
GPS NAVIGATION & SIRIUSXM™	597
AUXILIARY POWER & CHARGING	597
GAUGES	599
FUEL GAUGES, CAPS & MEDALLIONS	603
CLOCKS & AIR TEMP	606

<b>LIGHTING</b>	
SPECTRA GLO™ & LED CUSTOM LIGHTING	610
HEADLAMPS & AUXILIARY LIGHTING	613
HEADLAMP TRIM	622
TURN SIGNALS	626
TAIL & BRAKE LAMPS	635
LICENSE MOUNTS & ACCESSORIES	639
HORNS & HORN COVERS	643

<b>WHEELS</b>	
CUSTOM WHEELS	648
BRAKE ROTORS	656
SPROCKETS	658
WHEEL ACCESSORIES	659

<b>LUGGAGE</b>	
TOURING LUGGAGE & ACCESSORIES	662
WINDSHIELD & FAIRING BAGS	668
TIE-DOWNS & ACCESSORIES	670
FLAGS	672

<b>COLOR SHOP</b>	
CUSTOM PAINT SETS	676
COLOR-MATCHED ACCESSORIES	678
PAINTS	693
MEDALLIONS & DECALS	694

<b>GARAGE</b>	
OIL	699
OIL CHANGE ACCESSORIES	702
LUBES AND SEALANTS	704
SURFACE CARE PRODUCTS	706
MOTORCYCLE COVERS	714
GARAGE STORAGE	718
MOTORCYCLE LIFTS & TIE-DOWNS	719
SECURITY LOCKS & SYSTEMS	721
BATTERY CHARGERS	729
BATTERIES	731
TOOLS	732
AIR FILTERS	734
SPARK PLUGS	736
BRAKE PADS	737
TIRE GAUGES & AIR PUMPS	738

<b>INDEX</b>	
ALPHABETIC INDEX	754
PART NUMBER/PAGE NUMBER INDEX	780
WARRANTY INFORMATION	IBC





# PAN AMERICA™

HARLEY-DAVIDSON® ADVENTURE TOURING  
RA1250 | VIVID BLACK

Let's get exploring. Rugged aluminum cases and tank bag hold all your adventure gear, while the lightweight Screamin' Eagle® Street Cannon muffler offers a soul-stirring tone. A Reach® seat dials in the fit for comfort on the endless road or trail.



Tank Bag

15



Aluminum Black Side and Top Cases

12



Adventure Jiffy Stand

10



Reach Solo Seat

8





## PAN AMERICA™ SPECIAL

HARLEY-DAVIDSON® ADVENTURE TOURING  
RA1250S | FASTBACK BLUE/WHITE SAND PEARL

The adventure begins here, with trail-ready and waterproof detachable soft luggage and the all-day comfort of a Sundowner™ seat and heated grips. Forget the clutch with a Screamin' Eagle® quickshifter and stay focused on the path ahead. It's a long one.



Wild One Heated Hand Grip

22



Sundowner™ Solo Seat

8



Adventure Jiffy Stand

10



Screamin' Eagle® Quickshifter

16



## 6 PAN AMERICA™

Windshields

### A. ADVENTURE WINDSHIELD – 18" CLEAR

This windshield is approximately 2.5 inches taller than the Original Equipment windshield for added protection from the elements.

**57400454**

Fits '21-later RA1250 and RA1250S models.

### B. ADVENTURE WINDSHIELD

This windshield is approximately 4.5 inches lower than the Original Equipment windshield and allows most riders to see over the windshield.

Fits '21-later RA1250 and RA1250S models.

**57400456** 11" Dark Smoke.

**57400499** 11" Clear.

### C. TANK KNEE PAD KIT – PAN AMERICA™

These self-adhesive black rubber pads are easy to install and feature tapered raised ridges that complement the styling of the seat, and add traction and comfort when knees grip the tank. The two-piece kit offers protection for surfaces where rider legs and riding gear contact the tank.

**57300291**

Fits '21-later RA1250 and RA1250S models.



A. ADVENTURE WINDSHIELD – 18" CLEAR



B. ADVENTURE WINDSHIELD – 11" DARK SMOKE



C. TANK KNEE PAD KIT



D. DAYMAKER ADAPTIVE HEADLAMP UPGRADE KIT



D. DAYMAKER LED FORWARD AUXILIARY LIGHTS



E. DAYMAKER LED FORWARD AUXILIARY LIGHTS



E. DAYMAKER LED FORWARD AUXILIARY LIGHTS

## PAN AMERICA™ 7

Lighting

### D. DAYMAKER® ADAPTIVE HEADLAMP UPGRADE KIT – PAN AMERICA™

See more road at night. Daymaker® Adaptive Headlamp technology utilizes motorcycle sensors to determine the lean angle of the bike and automatically projects additional light into corners to illuminate areas of the road that may be unlit by an LED headlamp without this technology. The system includes three LED elements per side in a separate lighting unit located above the main Daymaker LED headlamp. The LED elements illuminate in sequence based on motorcycle lean angle, at 8 degrees, 15 degrees and 23 degrees. Each element will fade on during the activation and off during deactivation, appearing seamless to the rider. The system functions when the headlight is in either high-beam or low-beam mode. Engineered by Harley-Davidson® for ideal fit and function. Original Equipment on the Pan America™ 1250 Special model.

**69202757**

Fits '21-later RA1250 models. Original Equipment on RA1250S models.

### E. DAYMAKER LED FORWARD AUXILIARY LIGHTS

These rugged auxiliary LED lights offer three-way function that will serve the adventure touring rider in any situation. Installed as a pair, each light has a three-beam, four-lens design within durable aluminum housing. In daylight these lights also make the motorcycle more conspicuous to other motorists. The factory-integrated design makes these lights easy to install and a perfect fit and look on the bike. Three-way functionality: Fog lights produce a wide pool of light directly in front of the motorcycle to light the edge of the road in low-visibility conditions. Driving lights punch light further down the road to augment headlight performance. Off-Road beams deliver 275-meter forward visibility and 50-meter side visibility to light up the trail (not street legal). Powder coated lightweight aluminum housing. High-impact hard-coated and anti-fog coated outer lens. Installation requires separate purchase of Auxiliary Light Installation Kit.

**68000340**

Fits '21-later RA1250 and RA1250S models equipped with Original Equipment Brush Guard or accessory Brush Guard P/N 49000192, and '14-later Touring models. Separate purchase of model-specific installation kit is required.

**Also available:**

### AUXILIARY LIGHT INSTALLATION KIT – PAN AMERICA™

Installation kit includes a wiring harness, mounting brackets, and switch pack for installing Daymaker® LED Forward Auxiliary Lights.

**68000343**

Fits '21-later RA1250 and RA1250S models.



## 8 PAN AMERICA™

### Seats

#### A. SUNDOWNER™ SOLO SEAT - PAN AMERICA™

Have miles to ride before you sleep? The new Sundowner™ Solo Seat for Harley-Davidson® Pan America™ 1250 models can help keep you comfortable and alert until the next gas stop or camp site. Its enhanced bucket shape and spherical-void foam construction is designed to reduce numbing pressure points, and waterproof construction means you won't have a soggy bum after the rain quits. Factory fit retains your bike's tool storage and high/low position features. Treat your passenger to a matching Sundowner™ Pillion (sold separately) for two-up comfort.

**52000478**

Fits '21-later RA1250 and RA1250S models.

#### B. SUNDOWNER PASSENGER PILLION - PAN AMERICA

Provides a passenger Sundowner comfort with style that matches the Sundowner seat. Wider shape than Original Equipment pillion for added passenger comfort and confidence when riding on or off road. Designed for Original Equipment mounting points and does not compromise rider seat features. Waterproof construction and seam sealed stitch lines prevent water from soaking into the foam and leaving the rider with a damp bum.

**52400249**

Fits '21-later RA1250 and RA1250S models equipped with Sundowner Solo Seat P/N 52000478.

#### C. REACH® SOLO SEAT – PAN AMERICA

The Reach® Solo Seat lowers seat height by 1 inch to optimize fit for riders of shorter stature, while retaining full functionality. Helps many riders get feet down with confidence at a stop. Retains the two-position seat adjustability feature to fine-tune rider ergonomics. Retains easy access to under seat tool storage. Replaces only the rider seat position. Matches the style of the Original Equipment seat.

**52000471**

Fits '21-later RA1250 and RA1250S models.

#### D. TALLBOY® SOLO SEAT – PAN AMERICA

For riders with a longer inseam, a Tallboy® Seat moves the rider up from the stock seating position and places the body for a natural arm and leg reach to the controls. The Tallboy Seat increases seat height by 1". Opens the rider's hip/knee/ankle angles for more comfort, especially over longer distances. Gives the rider a more-commanding position and view of the road or trail ahead. Retains the two-position seat adjustability feature to fine-tune rider ergonomics. Retains easy access to under seat tool storage. Replaces only the rider seat position. Matches the style of the Original Equipment seat.

**52000472**

Fits '21-later RA1250 and RA1250S models.



A. SUNDOWNER SOLO SEAT - PAN AMERICA



B. SUNDOWNER PASSENGER PILLION - PAN AMERICA



C. REACH SOLO SEAT – PAN AMERICA



D. TALLBOY SOLO SEAT – PAN AMERICA



Reach Seats



Tallboy Seats




E. TACTICAL HAND GRIPS



F. TACTICAL HEATED HAND GRIPS



G. PAN AMERICA TALL RISERS – BLACK



H. PAN AMERICA STEERING DAMPER KIT

## PAN AMERICA™ 9

### Adventure Hand Controls

#### E. TACTICAL HAND GRIPS

A black rubber grid pattern with deep grooves provides outstanding grip for rider comfort and confidence in any riding condition.

**56100402**

Fits '21-later RA1250 and RH1250S models. Does not fit models with original equipment heated grips. Models with Bar End Mirrors require separate purchase of P/N 55801095 qty (2).

#### F. TACTICAL HEATED HAND GRIPS

Get more comfort and control with these heated grips. Heat settings are controlled with a military grade resistor, and use a thermostat to automatically monitor and adjust heat output relative to the ambient temperature. A heating element wound internally to the grips provides consistent and even heating. The grips feature a black rubber grid pattern with deep grooves that provide outstanding grip for rider comfort and confidence in any riding condition.

**56100401**

Fits '21-later RA1250S and RH1250S models. RH1250S models require a Digital Tech update by a Harley-Davidson dealer.

#### G. PAN AMERICA™ TALL RISERS

Gain comfort with these Tall Risers, which move the handlebar up and back 2 inches compared to the stock riser. Improves seated reach for riders with shorter arm length. Improves control and comfort when the rider is standing on the foot pegs for off-road travel.

**55900241**

Fits '21-later RA1250 and RA1250S models.

#### H. PAN AMERICA STEERING DAMPER KIT

Rocks. Ruts. That deep sand washes. Ride it all with more confidence after installing this Öhlins™ steering damper kit, designed and validated by Harley-Davidson specifically for the Pan America™ 1250 model. This premium steering damper enhances dynamic performance, especially during aggressive off-road riding. You'll moto with less fatigue and enhanced control. Get out there. Reduces fatigue by damping handlebar motion while off-road. Kit includes bracket, damper, and necessary installation hardware. Factory designed for ideal fit and function.

**45700068**

Fits '21-later RA1250 models. Original Equipment on RA1250S models.



# 10 PAN AMERICA™

Vehicle Protection

## A. SKID PLATE

Tackle tough off-road situations with confidence. The accessory Skid Plate replaces the Original Equipment skid plate for added protection from flying rocks and impacts during off-road riding. Heavy-duty aluminum construction. The factory-integrated design ensures proper fit and easy installation. The Skid Plate also gives the motorcycle extra rugged style.

**49000191**

Fits '21-later RA1250 and RA1250S models.

## B. MUFFLER GUARD

Tackle tough off-road situations with confidence. This rugged, tubular steel guard is designed to protect the muffler from damage during a tip-over event. The factory-integrated design ensures a perfect fit and easy installation.

**47200732**

Fits '21-later RA1250 and RA1250S models.

## C. ADVENTURE JIFFY STAND FOR PAN AMERICA™ 1250 MODELS

Heading off-road on a Harley-Davidson® Pan America™ 1250 model? This Adventure Jiffy Stand offers added stability on soft surfaces and is an ideal factory fit. Jiffy stand features a 60% larger footprint compared to the Original Equipment jiffy stand for more-secure support when parking the motorcycle on soft ground. Does not alter the height of the jiffy stand to maintain original lean of bike when parked. Factory designed for easy installation, an ideal fit and maximum durability. Does not change lean angle when motorcycle is cornering.

**50000248**

Fits '21-later RA1250 and RA1250S models without Adaptive Ride Height.

**50000264**

Fits '21-later RA1250S models equipped with Adaptive Ride Height.



A. SKID PLATE



B. MUFFLER GUARD



C. ADVENTURE JIFFY



D. CENTER STAND



E. RADIATOR SHIELD



F. BRUSH GUARD



G. PAN AMERICA HAND WIND DEFLECTORS



H. HEADLAMP GUARD

# PAN AMERICA™ 11

Vehicle Protection

## D. CENTER STAND

The Center Stand supports the parked motorcycle in an upright position. Raises the rear wheel off the ground for easier maintenance and tire changes. With the Center Stand deployed, the parked motorcycle takes up less space than it would leaning on its side stand. Pre-assembled with springs in place.

**92900066**

Fits '21-later RA1250 models. Original Equipment on RA1250S.

## E. RADIATOR SHIELD

The mesh Radiator Shield attaches to the front of the radiator to protect it from small stones and other debris, especially when riding off road. The factory-integrated design of this shield ensures a perfect fit and easy installation, and its mesh adds rugged style to the bike.

**57200258**

Fits '21-later RA1250 and RA1250S models.

## F. BRUSH GUARD\*

Tackle tough off-road situations with confidence. The Brush Guard is designed to protect the radiator shroud and other components from damage due to passing brush along a trail, and in the case of a tip-over. Factory-integrated design ensures a perfect fit and easy installation. Rugged tubular steel construction and durable Satin Black finish matches motorcycle frame.

**49000192**

Fits '21-later RA1250 models. Original Equipment on RA1250S.

## G. PAN AMERICA™ HAND WIND DEFLECTORS

Add protection from the elements. These lightweight Hand Wind Deflectors help keep wind, insects, small stones and small branches from impacting the rider's hands and provide added comfort in cool weather. Easy to install on Original Equipment mounting points.

**55900297**

Fits '21-later RA1250 models. Original Equipment on RA1250S.

## H. HEADLAMP GUARD

Tackle tough off-road situations with confidence. The rugged mesh is designed to help protect the headlamp from impact damage and debris and adds rugged styling. The factory-integrated design ensures a perfect fit and easy installation. Does not degrade headlamp performance.

**67700555**

Fits '21-later RA1250 and RA1250S models.



**\*WARNING:** These guards may provide limited leg and cosmetic vehicle protection under unique circumstances (fall over while stopped, very low speed slide). They are not made nor intended to provide protection from bodily injury in a collision with another vehicle or any other object.



## 12 PAN AMERICA™

Luggage

### PAN AMERICA™ ALUMINUM LUGGAGE

All rugged aluminum luggage was created in collaboration with SW-MOTEC™ for on- and off-road travel. Each piece has been designed and tested with the motorcycle to ensure factory-quality fit, durability and reliability, without compromising motorcycle handling or lean angle. Both the cases and mounts have passed Harley-Davidson static tip-over tests. The anodized or painted finish is easy to clean and prevents oxidation. With a gasket in the lid, each piece is waterproof and passes a rigorous Harley-Davidson water-intrusion test. The cases each have integrated handles and bungee eyes, and a single key locks each case closed and locks the case to its mount.

#### A. PAN AMERICA ANODIZED ALUMINUM TOP CASE

Luggage volume capacity: 38 liters.  
Luggage weight capacity is 10 kg (22 pounds).

**53000814** Clear Anodized.  
Fits '21-later RA1250 and RA1250S models. Requires separate purchase of Top Case Mounting System P/N 53000800.

#### B. PAN AMERICA ANODIZED ALUMINUM SIDE CASES

Luggage volume capacity: Right case 37 liters, left case 45 liters. Luggage weight capacity is 10 kg (22 pounds) in each case.

**90202082** Clear Anodized.  
Fits '21-later RA1250 and RA1250S models. Requires separate purchase of Side Case Mounting System P/N 90202087.

#### C. PAN AMERICA ANODIZED ALUMINUM TOP CASE – BLACK

Luggage volume capacity: 38 liters.  
Luggage weight capacity is 10 kg (22 pounds).

**53000816** Black.  
Fits '21-later RA1250 and RA1250S models. Requires separate purchase of Top Case Mounting System P/N 53000800.

#### D. PAN AMERICA ALUMINUM SIDE CASES – BLACK

Luggage volume capacity: Right case 37 liters, left case 45 liters. Luggage weight capacity is 10 kg (22 pounds) in each case.

**90202088** Black.  
Fits '21-later RA1250 and RA1250S models. Requires separate purchase of Side Case Mounting System P/N 90202087.



A. PAN AMERICA ALUMINUM TOP CASE – CLEAR ANODIZED



B. PAN AMERICA ALUMINUM SIDE CASES – CLEAR ANODIZED



C. PAN AMERICA ALUMINUM TOP CASE – BLACK



D. PAN AMERICA ALUMINUM SIDE CASES – BLACK



E. PAN AMERICA SPORT DETACHABLE TOP CASE



F. PAN AMERICA SPORT SIDE CASES



G. PAN AMERICA SPORT TOP CASE LINERS



H. PAN AMERICA SPORT SIDE CASE LINERS

## PAN AMERICA™ 13

Luggage

### PAN AMERICA™ SPORT LUGGAGE

Designed primarily for on-road touring, Sport Luggage offers a smooth aesthetic and presents a clean silhouette on the motorcycle. Mounts are designed for easy installation and removal of the luggage and leave a clean look when the luggage is removed. With a gasket in the lid, each piece is waterproof and passes a rigorous Harley-Davidson water intrusion test. Each luggage piece has an integrated handle to make it easy to carry off the bike. Locks are keyed to the motorcycle ignition.

#### E. PAN AMERICA SPORT TOP CASE

The top case and its mount (sold separately) are designed to maximize loading capacity without compromising ride and handling. Luggage volume capacity: 36 liters. Luggage weight capacity is 10 kg (22 pounds).

Fits '21-later RA1250 and RA1250S models. Requires separate purchase of Top Case Mounting System P/N 53000800.  
**53000751**

#### F. PAN AMERICA SPORT SIDE CASES

The mounts for left and right side cases are part of the motorcycle, so when the cases are removed there is no extra hardware left behind to clutter the styling. Luggage volume capacity: Right case 30 liters, left case 35 liters. Luggage weight capacity is 10 kg (22 pounds) in each case.

**90201973**  
Fits '21-later RA1250 and RA1250S models.

#### G. PAN AMERICA SPORT TOP CASE LINERS

This water-resistant liner is designed to fit perfectly into the Sport Top Case. This liner features heavy-duty zippers, comfortable carrying handles and convenient D-rings for optional shoulder straps.

**53000862**  
Fits '21-later RA1250 and RA1250S models, equipped with Sport Side Cases P/N 90201971.

#### H. PAN AMERICA SPORT SIDE CASE LINERS

Simplify packing and unpacking your motorcycle. These liners are designed to fit perfectly into Sport Side Cases. These bags feature heavy-duty zippers, comfortable carrying handles and D-rings for optional shoulder straps.

**90202220**  
Fits '21-later RA1250 and RA1250S models, equipped with Sport Side Cases P/N 53000753.



## 14 PAN AMERICA™

Luggage

### PAN AMERICA™ ADVENTURE SOFT LUGGAGE

The Adventure Soft Luggage line is intended for the hard-core off-road rider. Designed specifically for motorcycle use, these durable bags resist damage if the bike tips over. The bag material is waterproof, exterior pockets have waterproof zippers, and the roll-top closure creates a weather-tight seal, so you can ride with confidence knowing that gear will stay dry no matter the conditions. The roll-top design and multiple compression straps make it possible to cinch the load tightly, and give this luggage flexible capacity. The bags are reflective to enhance their visibility in low light conditions. Includes universal mounting straps.

#### A. PAN AMERICA ADVENTURE SOFT SADDLEBAGS

Adventure Soft Saddlebags are supported by the Side Case Mounting System (sold separately). Luggage volume capacity is 25 liters in each bag. Weight capacity is 10 kg (22 pounds) in each bag. Sold as a set of two bags with mounting straps. Installation requires separate purchase of Side Case Mounting System P/N 90202087.

**90202107**

Fits '21-later RA1250 and RA1250S models. Requires separate purchase of Side Case Mounting System P/N 90202087.

#### B. PAN AMERICA ADVENTURE DUFFEL BAG

The Adventure Duffel Bag has extra-large volume capacity but can be compressed to match the volume of the contents and be as compact as possible. Duffel can be secured to the Top Case Mounting Plate (sold separately) behind the seat or on the passenger pillion in front of a hard case. Luggage volume capacity: 2,440 cubic inches (40 liters). Luggage weight capacity: 22 pounds (10 kg) P/N 90202087.

**93300142**

Fits '21-later RA1250 and RA1250S models.



A. PAN AMERICA ADVENTURE SOFT SADDLEBAGS



B. PAN AMERICA ADVENTURE DUFFEL BAG



C. PAN AMERICA TANK BAG



D. PAN AMERICA SIDE CASE MOUNTING SYSTEM



E. PAN AMERICA TOP CASE MOUNTING SYSTEM



F. PAN AMERICA PASSENGER BACKREST PAD

## PAN AMERICA™ 15

Luggage

### C. PAN AMERICA™ TANK BAG

Keep essentials and a mobile device handy on the ride. Designed specifically for Pan America™ 1250 and Pan America™ 1250 Special models, the bottom of this tank bag is co-molded to fit over the plastic cover on the top of the fuel tank for a secure, custom fit. Touch-sensitive window over the top pocket that enables function of a mobile device stored in the pocket. A water-resistant rain cover has a matching touch-sensitive window. A compartment designed to hold an auxiliary lithium battery is located below the device pocket, and has a port for a charging cable. The interior of the bag is high-visibility orange to make it easier to see contents. Side pockets are fleece-lined. Bag has a top carry-handle, pockets and dividers inside the bag. A leave-behind strap to secure bag can be tucked under the front of the motorcycle seat when bag is not in place. Luggage volume capacity is 8 liters. Weight capacity is 2 kg (5 pounds).

**93300129**

Fits '21-later RA1250 and RA1250S models.

### D. PAN AMERICA SIDE CASE MOUNTING SYSTEM

Factory integrated design mates perfectly to mounted points on the motorcycle. Installing and adjusting the system is simple and does not require specialty tools. Built to demanding Harley-Davidson specifications to ensure gear is protected in the most-rugged conditions.

**90202087**

Fits '21-later RA1250 and RA1250S models.

### E. PAN AMERICA TOP CASE MOUNTING SYSTEM

Required for installation of Aluminum Top Cases or Sport Top Case. Optimized load points ensure system is durable. Can also be used to support and secure Soft luggage.

**53000800**

Fits '21-later RA1250 and RA1250S models.

### F. PAN AMERICA PASSENGER BACKREST PAD

Optimize passenger comfort when Aluminum Top Case is installed.

**53000847**

Fits '21-Later RA1250 and RA1250S models equipped with Aluminum Top Case P/Ns 53000814 or 53000816.



# 16 PAN AMERICA™

Screamin' Eagle™ Performance Parts

## A. SCREAMIN' EAGLE® QUICKSHIFTER FOR PAN AMERICA™ 1250 MODELS

Shift in an instant. The Screamin' Eagle® Quickshifter provides clutchless up and down shifts without risking transmissions damage. When foot shift control is engaged fuel and ignition are cut within milliseconds, which unloads the transmission allowing you to fly through up-shifts without touching the throttle or clutch. Shifter signal also blips the throttle for seamless down-shifts without using the clutch. Precise shifts are accomplished in an instant enabling smoother, stress-free control in on- and off-road situations. Installation requires a dealer Digital Technician™ update/flash.

**32700151**  
Fits '22-later RA1250 and RA1250S models. Installation requires dealer Digital Technician update.

## B. SCREAMIN EAGLE® STREET CANNON MUFFLER – PAN AMERICA™

Realize a significant weight reduction and a deep, sporty exhaust tone with this Screamin Eagle® Street Cannon muffler, designed specifically to fit right and look great on Pan America™ 1250 and Pan America™ 1250 Special models. Weighs 42 percent less than the Original Equipment muffler. Durable construction includes a titanium shell, carbon fiber end cap and a stainless-steel mid-pipe. The deep and sporty exhaust note is stirring but not extreme. Engineered with the motorcycle for easy installation and seamless fit. Combine with a Screamin Eagle® Extreme-Flow Air Cleaner or Screamin Eagle® High-Flow Air Cleaner for the ultimate Screamin Eagle® combo.

**65600389** Titanium.  
Fits '21-later RA1250 and RA1250S models.

## C. SCREAMIN EAGLE AIR FILTERS

### 1. SCREAMIN EAGLE® HIGH-FLOW AIR FILTER – ROUND

This washable and reusable filter is a direct replacement for the original equipment filter and provides the same air flow performance as the original equipment.

**29400020**  
Fits '21-later RA1250, RA1250S and RH1250S models.

### 2. SCREAMIN EAGLE® HIGH-FLOW AIR FILTER – HOMEPLATE

This washable and reusable filter provides 5 percent more air flow to the engine compared to the original equipment filter.

**29400426**  
Fits '21-later RA1250, RA1250S and RH1250S models.

### 3. SCREAMIN EAGLE® EXTREME-FLOW AIR FILTER – PAN AMERICA™

This washable and reusable filter is specifically designed for off-road environments with off-road specific filter media. Provides 9 percent more air flow to the engine compared to the original equipment filter to allow the engine to breathe in all types of riding conditions. Clean, dry, and re-oil to reuse

**29400427**  
Fits '21-later RA1250 and RA1250S models.



A. SCREAMIN' EAGLE QUICKSHIFTER FOR PAN AMERICA 1250 MODELS



B. SCREAMIN EAGLE STREET CANNON MUFFLER – PAN AMERICA



C. SCREAMIN EAGLE AIR FILTERS



D. CARBON FIBER EXHAUST SHIELD INSERT



E. PAN AMERICA ROUND STYLE LOCKING FUEL CAP



F. PREMIUM INDOOR/OUTDOOR COVER



G. 80GRIT RIDER FOOTPEGS



H. 80GRIT SHIFTER PEG – BLACK

# PAN AMERICA™ 17

Accessories

## D. CARBON FIBER EXHAUST SHIELD INSERT

The lightweight carbon fiber exhaust shield helps keep heat away from the rider's leg while adding a touch of style to the exhaust shield. Hand-laid carbon fiber construction is extremely light weight and strong. Designed for easy installation over the existing exhaust shield. Reflective heat shielding material bonded to the backside of the insert. Adds a style element to complement the Screamin Eagle® Street Cannon exhaust system.

**65400648**  
Fits '21-later RA1250 and RA1250S models.

## E. PAN AMERICA™ ROUND STYLE LOCKING FUEL CAP

Secure and safeguard your fuel supply. This locking fuel cap was designed and tested by Harley-Davidson specifically for Pan America models. Key slot is hidden from view and protected from the elements by a swing-away cover that features Bar & Shield logo. Includes parts and instructions to match the locking cylinder to your factory key set.

**61100188**  
Fits '21-later RA1250 and RA1250S models.

## F. PREMIUM INDOOR/OUTDOOR COVER

This custom water-resistant motorcycle cover is an ideal fit for Pan America models and is adjustable to fit well with or without luggage installed on the bike. Durable materials and construction help protect the motorcycle from the elements when stored indoors or outdoors. Weather-shielded vents in the top of the cover promote air circulation to reduce moisture build-up and minimize corrosion. Integrated storage pouch with compression buckles permits convenient packing and conserves valuable luggage space. Reflective Bar & Shield logos make the motorcycle more visible in low light conditions. The cover skirt features front and rear adjustable drawstrings to cinch the cover and a belly strap to reduce ballooning in the wind. Convenient opening near the front wheel for a security chain or cable, and internal pocket that accepts the optional Cover Alarm (P/N 69000038, sold separately)

**93100070**  
Fits RA1250 and RA1250S models.

## G. 80GRIT™ RIDER FOOTPEGS

The rugged 80GRIT™ Collection foot controls combine form and function with the feel of an old-school BMX-style footpeg.

Fits rider position on 21'-later RA1250 and RA1250S models.

**50501383** Black.  
**50501390** Raw.

## H. 80GRIT™ SHIFTER PEG

The rugged 80GRIT™ Collection foot controls combine form and function with the feel of an old-school BMX-style footpeg. Aluminum material with rugged styled edges, which complement the styling of the footpegs.

**33600306** Black.  
Fits '21-later RA1250 and RA1250S models.

Harley-Davidson® motorcycles modified with some Screamin' Eagle® Performance products must not be used on public roads and, in some cases, may be restricted to closed-course competition. These performance parts are 49-state U.S. EPA compliant but are NOT compliant for sale or use in California on pollution-controlled motor vehicles. California guidelines on tampering can also lead to substantial fines and penalties. Screamin' Eagle® Performance products are intended for the experienced rider only.

PAN AMERICA



## 18 PAN AMERICA™

Wheels

### A. LACED WHEELS

This laced wheel is as rugged as it looks. A new design has an aluminum rim and carbon steel with zinc plated spokes. The spokes are inserted through the aluminum wheel rim outside of the tire bead. An ideal wheel set for serious off-road adventure riding. Anodized matte black rim and gloss black acrylic e-coat hub. Strong, durable design intended for challenging off-road duty with no compromise of on-road performance. Design permits the use of a tubeless tire, which eliminates the weight of an inner tube. Spokes are repairable in the field without removing the wheel from the motorcycle.

**43300821** 19" Front.

Fits '21-later RA1250 and RA1250S models. Requires separate purchase of (qty 2) Front Brake Rotors P/N 41500195, (qty 10) Brake Rotor Hardware P/N 41500020 and Wheel Installation Kit P/N 42400038.

**40900814** 17" Rear.

Fits '21-later RA1250 and RA1250S models. Requires separate purchase of Wheel Installation Kit P/N 42400039.



A. LACED WHEEL – 19" FRONT

### B. WHEEL INSTALLATION KIT (ABS) – FRONT

Enables installation of front Laced wheel

**42400038**

Fits '21-later RA1250 and RA1250S models.

### WHEEL INSTALLATION KIT (ABS) – REAR

Enables installation of rear Laced wheel.

**42400039**

Fits '21-later RA1250 and RA1250S models.

### C. MOTORCYCLE TIRE PRESSURE MONITORING SYSTEM

The Harley-Davidson® Tire Pressure Monitoring System (TPMS) displays current front and rear tire pressure on the on the display screen and displays an indicator to alert the rider when tire pressure is low, and the pressure should be checked.

Fits '21-later Pan America™ models (except Japan) equipped with laced wheels.

**42300150**

Fits '20-later Touring and '21-later Pan America (except Japan) with cast Original Equipment or Accessory wheels that accept a TPMS sensor.

**42300124A**



B. WHEEL INSTALLATION KIT (ABS)



C. MOTORCYCLE TIRE PRESSURE MONITORING SYSTEM



D. HARLEY-DAVIDSON TOOL KIT – PAN AMERICA



E. MICHELIN ANAKEE WILD OFF-ROAD FRONT TIRE



E. MICHELIN ANAKEE WILD OFF-ROAD REAR TIRE



F. GENUINE HARLEY-DAVIDSON OIL FILTER – BLACK



G. PAN AMERICA ENDCAP STYLE FILTER WRENCH



K. H-D GENUINE SYN BLEND MOTORCYCLE OIL



I. HARLEY-DAVIDSON ORIGINAL EQUIPMENT SPARK PLUGS



J. SCREAMIN' EAGLE PERFORMANCE SPARK PLUGS

## REVOLUTION® MAX 19

Accessories

### E. MICHELIN® ANAKEE WILD OFF-ROAD TIRES

All-new compounds, combined with an innovative tread pattern inspired by Dakar winning MICHELIN® Desert Race® tire, offering extraordinary longevity for extended adventure On/Off-road traction, handling, and precise steering thanks to an innovative tread pattern. The alignment of the scoop-shaped, staggered tread blocks offer traction on soft terrain and in all conditions. Resistant to damage and high temperatures due to optimized tread depth and a new compound. Excellent longevity. These tires may be installed on the Original Equipment cast aluminum or laced wheels

\*Tires requires the purchase of a Digital Technician™ update completed by a Harley-Davidson® dealer.

**Michelin® Anakee Wild Off-Road Front Tire**

Fits '21-later RA1250 and RA1250S models.

**43100049** 120/70R19.

**Michelin® Anakee Wild Off-Road Rear Tire**

Fits '21-later RA1250 and RA1250S models.

**43200050** 170/60R17.

### F. GENUINE HARLEY-DAVIDSON® OIL FILTER – BLACK

Trust the fit and performance. This Harley-Davidson® oil filter is the same Original Equipment filter that is installed at the factory. Designed and quality-tested for the Revolution® Max 1250 engine.

**62700280** Spin On

Fits '21-later Revolution Max engine equipped models.

### G. PAN AMERICA™ ENDCAP STYLE FILTER WRENCH

**14900138** Spin On

Fits '21-later Revolution Max engine equipped models.

### H. H-D™ GENUINE SYN BLEND MOTORCYCLE OIL

Genuine SYN Blend Motorcycle Oil is a formulation engineered by Harley-Davidson and factory tested for optimal performance. This oil blends premium base stocks with premium Harley-Davidson proprietary additives for:

- Optimized durability.
- Minimal friction loss.
- Wide ambient operating temperature.
- Superior durability for engine components over a wide operating range and temperature.

Supports tighter engine tolerances in colder temperatures. Formulated for optimal clutch, engine, and transmission performance. Facilitates long life of emission components, including exhaust catalysts.

Fits '21-later Revolution Max engine equipped models.

**62600099** Quart, US

**62600102** Quart, AP

**62600100** Litre, Can

**62600101** Litre, EMEA/LA

### I. HARLEY-DAVIDSON® ORIGINAL EQUIPMENT SPARK PLUGS

Stock replacement spark plugs.

**31600190**

Fits '21-later Revolution Max engine equipped models.

### J. SCREAMIN' EAGLE® PERFORMANCE SPARK PLUGS

For Standard Compression Applications. Ribbed Core Technology (RCT) provides resistance to plug fouling. Designed with Original Equipment-style noise suppression to limit electrical interference with radios and communication equipment. Plated Jacket helps prevent corrosion in harsh weather and temperature conditions. Unique style with Screamin' Eagle logo. Sold in pairs

**31600180**

Fits '21-later Revolution Max engine equipped models.





## SPORTSTER S

HARLEY-DAVIDSON® SPORT  
RH1250S | MINERAL GREEN METALLIC

Designed to attack the road, this bike features mid controls and a Sundowner™ solo seat for a more secure, athletic position on the bike. Accessories from the Wild One™ collection amp up the attitude.



Sundowner™ Solo Seat

24



Wild One™ Collection Hand Controls



Swingarm Pivot Bolt Covers

24



Mid-Controls

24



## 22 REVOLUTION® MAX

Wild One™ Collection

### WILD ONE™ COLLECTION

Add daring, raw-and-rugged style with durable billet aluminum Wild One™ Collection accessories. Each is finished in gloss black with bright, machined aluminum highlights, a variety of textures and exposed hardware to communicate power, speed, and performance.

#### A. WILD ONE™ COLLECTION – HAND GRIPS

Glueless design permits removal for servicing without damage. Rubber provides a positive grip while riding. Sold as a pair.

##### 56100462

Fits '21-later RA1250 and RH1250S models. Does not fit models with original equipment heated grips. Models with Bar End Mirrors require separate purchase of P/N 55801095 (qty 2).

##### 56100463

Heated.  
Fits '21-later RA1250S and RH1250S models. RH1250S models require a Digital Tech update by a Harley-Davidson dealer.

#### B. WILD ONE COLLECTION – MIRRORS

Includes Left and Right mirror and mounting hardware.

##### 56000241

Fits '21-later Revolution® Max engine-equipped models. RH1250S models require separate purchase of Handlebar End Cap Kits P/N's 55801095, 55900246, 55900247, or 55900248.

#### C. WILD ONE COLLECTION – RIDER FOOTPEGS

Includes Left and Right footpegs.

##### 50502020

Fits '21-later RH1250S models.

#### D. WILD ONE COLLECTION – CAM SPROCKET MEDALLIONS

Sold as a set of two adhesive covers.

##### 14101557

Fits '21-later Revolution Max engine-equipped models.

#### E. WILD ONE COLLECTION – ALTERNATOR PLUG COVER

Includes Left and Right mirror and mounting hardware.

##### 25701181

Fits '21-later Revolution Max engine-equipped models.

#### F. WILD ONE COLLECTION – CLUTCH MEDALLION

HDMC "dog tag" style logo adds subtle authenticity. Includes mounting hardware.

##### 14101402

Fits '21-later Revolution Max engine-equipped models.

#### G. WILD ONE COLLECTION – TIMER MEDALLION

Machined aluminum highlights. Includes mounting hardware.

##### 14101398

Fits '21-later Revolution Max engine-equipped models.



A. WILD ONE COLLECTION – HAND GRIPS



B. WILD ONE COLLECTION – MIRRORS



C. WILD ONE COLLECTION – RIDER FOOTPEGS



D. WILD ONE COLLECTION – CAM SPROCKET MEDALLIONS



E. WILD ONE COLLECTION – ALTERNATOR PLUG COVER



F. WILD ONE COLLECTION – CLUTCH MEDALLION



G. WILD ONE COLLECTION – TIMER MEDALLION



H. FRONT AXLE NUT COVERS – GLOSS BLACK



I. REAR AXLE NUT COVERS – GLOSS BLACK



J. SWINGARM PIVOT BOLT COVERS – GLOSS BLACK



K. SECURITY SIREN KIT

## REVOLUTION® MAX 23

Chassis Trim

### H. FRONT AXLE NUT COVERS – GLOSS BLACK

Cover the front axle in style. These smooth custom die-cast Axle Nut Covers add the finishing detail to complete a custom front end. Easy to install. Includes all necessary mounting hardware. Sold in pairs

##### 43000214

Fits '21-later RA1250, RA1250S and RH1250S models.

### I. REAR AXLE NUT COVERS – GLOSS BLACK

Cover the rear axle in style. These smooth custom die-cast Axle Nut Covers add the finishing detail to complete the custom look. Easy to install. Includes all necessary mounting hardware. Sold in pairs

##### 43000215

Fits '21-later RA1250, RA1250S and RH1250S models.

### J. SWINGARM PIVOT BOLT COVERS – GLOSS BLACK

Conceal the swingarm pivot bolt for a clean style detail. These easy to-install covers hide the Original Equipment hardware. Gloss black finish. Kit includes left and right die-cast pivot bolt covers. Easy to install

##### 47500047

Fits '21-later RH1250S models. Does not fit with Passenger Footpeg Mount Kit P/N 50502192.

### K. SECURITY SIREN KIT

Plug in this very loud siren for additional peace of mind that your motorcycle is protected. The siren sounds an alarm when the Factory Security System is activated. Easy-to-install plug-and-play connection to vehicles equipped with a Harley-Davidson® Factory Security System. Homologated for international use

##### 69000124

Fits '21-later RA1250, RA1250S and RH1250S models, '17-later XG, '02-'17 VRSC™, '14-later XL, '04-'17 Dyna®, '03-later Softail® (except FXCW and FXCWC), '02-later Touring and '09-later Trike models equipped with H-D® Smart Security System or H-D® Factory Security System. '21-later RA1250, RA1250S and RH1250S models require separate purchase of Adapter Wire P/N 69202993 and Cable Ties P/N 10065 (qty 2). '17-later XG models require separate purchase of Mounting Bracket P/N 69201473. 2002-2006 VRSCA, VRSCB, VRSCD Models require the purchase of a loop side Velcro® strip, P/N 59274-01.

#### Also available:

##### SIREN ADAPTER WIRE

Required to install Security Siren P/N 69000124 on '21-later RA1250, RA1250S and RH1250S models.

##### 69202993



## 24 SPORTSTER® S

Windshield & Engine Guards

### A. QUICK-RELEASE COMPACT WINDSHIELD

Wind deflection with sporty style. This detachable windshield is designed specifically for the Sportster® S model and can be installed or removed quickly and easily for desired style and protection. Shaped to maintain wind flow at shoulders and above for improved comfort or added protection from the elements while maintaining airflow. Mounts to the forks with quick-release clamps. Black mounting hardware and support brackets and dark windshield tint match the style of the Sportster® S model. Harley-Davidson quality hard-coated polycarbonate material resists chips and scratching. Includes all necessary mounting hardware.

**57400459** Dark Smoke.  
Fits '21-later RH1250S models.

### B. ENGINE GUARD\*

The strength of steel. This tubular steel engine guard is designed to help protect the Sportster® S motorcycle from cosmetic damage in the event of a stationary or low-speed tip-over. Strong one-piece tubular steel guard. Black finish matches the motorcycle chassis. Bolts onto existing mounting points for clean style and easy installation with no modifications. Includes all necessary mounting hardware.

**49000194** Gloss Black.  
Fits '21-later RH1250S models.



A. QUICK-RELEASE COMPACT WINDSHIELD – DARK SMOKE



B. ENGINE GUARD – GLOSS BLACK



C. SUNDOWNER SOLO SEAT – SPORTSTER S MODEL



D. SUNDOWNER PASSENGER PILLION



E. PASSENGER PILLION



F. PASSENGER BACKREST KIT

## SPORTSTER® S 25

Seats

### C. SUNDOWNER™ SOLO SEAT – SPORTSTER® S MODEL

Head for the horizon. This Sundowner™ Seat provides the Sportster® S rider with maximum comfort for long rides. Enhanced bucket design and spherical-void foam construction for improved long-haul comfort. Extra support for more-aggressive riding. Seam sealed stitch lines prevent water from soaking into the top seat cover enhance overall style

**52000510**  
Fits '21-later RH1250S models.

### D. SUNDOWNER PASSENGER PILLION

Share the ride and the fun. Designed for the Sportster S model, the pillion is secured to the tail section behind the solo seat. Pillion upholstery detail matches the accessory Sundowner Solo Seat P/N 52000510 (sold separately) for an integrated look and fit on the motorcycle. Slightly larger width than the standard accessory pillion for added passenger comfort. Seam sealed stitch lines prevent water from soaking into the foam and leaving the passenger with a damp bum. Kit includes a rear fender extension designed to deflect spray or debris from the passenger's back. The pillion also provides a solid base for accessory Tail Bag luggage P/N 93300128 (sold separately). Includes all necessary mounting hardware.

**52400251**  
Fits '21-later RH1250S models equipped with Sundowner Solo Seat P/N 52000510. Installation requires separate purchase of Passenger Footpeg Mount Kit P/N 50502192 and passenger footpegs.

### E. PASSENGER PILLION

Share the ride and the fun. Designed for the Sportster S model, the pillion is secured to the tail section behind the solo seat. Pillion upholstery matches the Original Equipment rider seat for an integrated look and fit on the motorcycle. Kit includes a rear fender extension designed to deflect spray or debris from the passenger's back. The pillion also provides a solid base for accessory Tail Bag P/N 93300128 (sold separately). Includes all necessary mounting hardware.

**52400271**  
Fits '21-later RH1250S models equipped with Original Equipment solo seat. Installation requires separate purchase of Passenger Footpeg Mount Kit P/N 50502192 and passenger footpegs.

### F. PASSENGER BACKREST KIT

This low padded backrest slides into position on Passenger Pillion Kit P/N 52400271 or 52400251 (sold separately) and is secured to the tail section to provide ideal passenger confidence and comfort. Integrated design with the Sportster® S model for easy installation and removal. Pad matches the upholstery of the Original Equipment seat for an integrated look. The backrest is not designed to support luggage. Includes required mounting hardware.

**52300715**  
Fits '21-later RH1250S models.



**\*WARNING:** Engine guards may provide limited leg and cosmetic vehicle protection under unique circumstances (fall over while stopped, very low speed slide). They are not made nor intended to provide protection from bodily injury in a collision with another vehicle or any other object.



## 26 SPORTSTER® S

### Foot Controls

#### A. MID-CONTROL KIT

Move your feet. This complete mid-control conversion kit puts the Sportster® S motorcycle rider in a more-aggressive foot position for enhanced comfort and cornering confidence. It also reduces the reach to foot controls, an ergonomic advantage for riders of shorter stature. Relocates the left and right rider foot pegs and foot controls from the Original Equipment forward position to a mid-position on the bike. Installation does not compromise motorcycle lean angle. Mid-controls may be installed with passenger footpegs. Factory design ensures ideal fit and function. Includes all necessary mounting components and hardware.

**50502136**

Fits '21-later RH1250S models.

#### B. WILD ONE COLLECTION – REAR BRAKE LEVER

Machined aluminum highlights. Complete this custom look with additional accessories from the Wild One™ Collection.

**41600326**

Fits '21-later RH1250S models.

#### C. WILD ONE COLLECTION – SHIFTER PEG

Machined aluminum highlights. Complete this custom look with additional accessories from the Wild One Collection.

**33600338**

Fits '21-later Revolution Max engine-equipped models.



A. MID-CONTROL KIT



A. MID-CONTROL KIT



B. WILD ONE COLLECTION – REAR BRAKE LEVER



C. WILD ONE COLLECTION – SHIFTER PEG



D. PASSENGER FOOTPEG MOUNT KIT  
( SHOWN WITH PASSENGER FOOTPEG P/N 50502026 )



E. WILD ONE COLLECTION – PASSENGER FOOTPEGS



F. TAIL BAG – SPORTSTER S MODEL

## SPORTSTER® S 27

### Passenger Comfort

#### D. PASSENGER FOOTPEG MOUNT KIT

Share the ride and the fun with passenger footpegs for the Sportster® S motorcycle. The foot peg mounts match the look of the motorcycle and bolt directly to integrated mounting points on the bike, for an easy clean-looking installation. Kit includes black left and right foot peg supports and mounting hardware. Footpegs and foot peg hardware sold separately.

**50502192**

Fits '21-later RH1250S models. Separate purchase of Passenger Footpegs P/N 50502026 or P/N 50502159, or both P/Ns 50500726 (LH) and 50500609 (RH) is required. P/N 50502159, P/N 50500726 and P/N 50500609 require additional separate purchase of Detent Plate (qty 2) P/N 50502231.

#### E. WILD ONE™ COLLECTION – PASSENGER FOOTPEGS

Machined aluminum highlights. Includes left and right footpegs. Complete this custom look with additional accessories from the Wild One™ Collection

**50502026**

Fits '21-later RH1250S models.

#### F. TAIL BAG – SPORTSTER® S MODEL

This expandable Tail Bag luggage is designed to fit and look great on the Sportster® S model, and provides a convenient luggage option for ride essentials that is easy to install and remove. The Tail Bag is secured to the motorcycle tail section with quick-release straps and cam-lock buckles. The bag interior is bright orange to make it easier to see the contents. A carry handle makes it easy to move from bike to home or office. Includes waterproof rain cover. Luggage capacity is 5 pounds. The main compartment volume is expandable from 8.2 liters to 11.5 liters. Requires the Tail Bag be installed over the accessory Passenger Pillion Kit P/N 52400271 or 52400251 (sold separately).

**93300128**

Fits '21-later RH1250S models. Requires separate purchase of accessory passenger pillion for installation.





## IRON 883™

HARLEY-DAVIDSON® SPORTSTER®  
XL883N | WHITE SAND PEARL

The low-slung Brawler® Solo seat, mini-ape handlebar and adjustable Screamin' Eagle® shocks amp up attitude and confidence when cruising the urban jungle. The detachable Solo Rack pops on or off in seconds, for cool versatility.



Brawler™ Solo Seat

54



Mini-Ape Handlebars

535



H-D Detachables™ Solo Rack

63



Slotted Exhaust Shield Kit

409





## FORTY-EIGHT®

HARLEY-DAVIDSON® SPORTSTER®  
XL1200X REEF BLUE

This bike is road trip ready. We added a Badlander® saddle to lower the seating position for feet-down confidence and smooth style. Strap the waterproof Overwatch bag to a sissybar to keep gear dry and secure. Custom handlebar and controls dial in comfort, with bold style.



Badlander Custom Seat

55



Overwatch Dry Bag

666



80GRIT™ Rider Footpeg

179



Dominion™ Collection Grips

484





## LOW RIDER® ST

HARLEY-DAVIDSON® SOFTAIL  
FXLRST | GUNSHIP GRAY

Thrill to sport touring with tunes. The Harley-Davidson® Audio powered by Rockford Fosgate® - Inner Fairing Audio Kit packs a powerful amp and two-way speakers right into the fairing. Roll up the miles behind the protection of a tall clear windshield. Protect your assets with tip-over protection provided by the sleek Flat-Out Bar. This ride never needs to end.



Flat-Out Bar

24



Harley-Davidson® Audio powered by  
Rockford Fosgate® Inner Fairing Audio

24



Get a Grip Handgrips

24



Clear Windshield

24





## LOW RIDER® S

HARLEY-DAVIDSON® SOFTAIL®  
FXLRS | GUNSHIP GRAY

Tuck in behind the quarter fairing and Flat-Out Bar and twist the throttle on Screamin' Eagle®-enhanced power. Stainless High-Flow exhaust looks – and sounds – like business.



Color-Match Quarter Fairing

104



Flat-Out-Bar

138



Get-A-Grip™ Hand Grip

505



Dominion™ Footpegs

484



# STREET BOB® 114

HARLEY-DAVIDSON® SOFTAIL®  
FXBBS | FASTBACK BLUE

Paint this custom canvas with bold Annihilator™ wheels and Endgame™ Collection accessories, and amplify performance with a Screamin' Eagle® Heavy Breather intake and tall rear shock. Let 'er rip.



Endgame™ Footpegs

482



Screamin' Eagle® Heavy Breather  
Elite Air Cleaner

347



Machine Cut Fuel Cap

145



Dark Custom™ Derby Cover

438





## FAT BOB® 114

HARLEY-DAVIDSON® SOFTAIL®  
FXFBS | WHITE SAND PEARL

Built to muscle through the city with the stirring rumble of Screamin' Eagle® High-Flow exhaust and the agility of mid controls, this bike also features eye-catching detail of Empire™ Collection accessories to dazzle curbside.



Bevel Solo Seat

111



Screamin' Eagle® High-Flow  
Exhaust System

354



Machine Cut Empire Hand Controls

477



Mid-Controls

132





## SOFTAIL® STANDARD

HARLEY-DAVIDSON® SOFTAIL®  
FXST | VIVID BLACK

A Screamin' Eagle® 131 Crate Engine turns this blank canvas Softail® model into a pavement-pounding performance bike. Take it on the road behind a Flat-Out Bar and detachable windshield.



Quick Release Compact Windshield

107



Onyx Collection Tank Bag

664



Flat-Out Bar

138



Screamin' Eagle® 131 Crate Engine

421





## FAT BOY® 114

HARLEY-DAVIDSON® SOFTAIL®  
FLFBS | MIDNIGHT CRIMSON/VIVID BLACK

Iconic style, meet bagger versatility. Dazzling chrome and Seismic™ custom wheels set the custom tone. The Sundowner™ seat and pillion deliver all-day comfort. Ride to the beach, or run for the border.



H-D® Detachables™ Locking Saddlebags

127



Passenger Backrest Pad - Compact

124



Chrome Empire™ Hand Controls

476



Seismic™ Wheel

654





## HERITAGE CLASSIC®

HARLEY-DAVIDSON® SOFTAIL®  
FLHCS | REDLINE RED/VIVID BLACK

Blacked-out from wheel to wheel to shine on bike night, with Empire™ Collection accessories to add the custom details that make people look twice. This bike takes Harley heritage in a new direction.



Saddlebag Guards 128



Black Empire™ Hand Grips 478



Black Empire™ Derby Cover 432



Holdfast™ Sissy Bar Upright 122



## 46 CRUISER

Café Custom Accessories

### A. ROUND BAR END MIRROR – SATIN BLACK\*

Complete the cut-down café bike look. These Bar End Mirrors provide a clean, streamlined look when compared to traditional mirrors. These round convex mirrors plug into the end of the handlebar to extend beyond the hand grip for an improved field of view on the bike equipped with narrow bars. When equipped with the Bar End Mirror Hand Grips (sold separately), the mirrors are simply inserted into the end of the grip and tightened in place. The mirrors are adjustable for maximum rear visibility, and can be positioned above the bar or, in some configurations, below the bar. When positioned below the bar, the left-hand mirror is used on the right, and the right-hand mirror moves to the left side. Includes hardware required to fit both 7/8" or 1" bars. Right and left mirrors are sold separately.

Fits stock or accessory handlebars on '15-'20 XG (except models equipped with Drag Bar P/N 55800225 or 55800238), '02-'17 VRSC™ (except VRSCF), '96-later XL and XR, '96-'17 Dyna® (except FXDLS), '96-'15 Softail® (except FLSTNSE, FXSBSE and '11-'12 FLSTSE) and '96-'07 Touring models. Installation requires separate purchase of Diamond-Black Hand Grip P/N 56100199 (1") or 56100202 (7/8").

**56000133A** Right Hand (upright position).

**56000134** Left Hand (upright position).

### B. DIAMOND-BLACK HAND GRIPS – BAR END MIRRORS

Shroud your bike in mystery. This blacked-out hand and foot control collection features distinctive knurled surfaces that expose the raw billet aluminum for a dramatic contrast. Designed to age and "break in" like a pair of comfortable stone-washed jeans, the satin black finish will complement both high-gloss and denim paint colors. Designed for use with Bar End Mirrors, these stripped-down Hand Grips feature glueless installation that can be easily removed for service without damage. Grip End Caps are sold separately.

**56100199** For 1" Diameter Bar.

Fits '02-'17 VRSC (except VRSCF), '96-later XL and XR, '96-'17 Dyna (except FXDLS), '96-'15 Softail (except FLSTNSE, FXSBSE and '11-'12 FLSTSE) and '96-'07 Touring models. Installation requires separate purchase of Bar End Mirrors P/N 56000133 and 56000134 or End Caps P/N 55900114.

#### Also available:

#### HAND GRIP END CAPS

Easy to install smooth End Caps fill the open end of the Diamond-Black Bar End Mirror Hand Grips if you remove the mirrors or select to use only a single mirror. Sold individually.

**55900114**

Fits models equipped with Diamond-Black Hand Grips P/N 56100199 and 56100202.



A. ROUND BAR END MIRROR – SATIN BLACK



B. DIAMOND-BLACK HAND GRIPS – BAR END MIRRORS



C. TANK KNEE PAD KIT



D. CUT BACK OIL TANK COVER



D. CUT BACK BATTERY COVER



E. DIPSTICK BEZEL – GLOSS BLACK



F. SPORTSTER FRONT SPOILER – VIVID BLACK

## CRUISER 47

Café Custom Accessories

### C. TANK KNEE PAD KIT

These self-adhesive rubber knee pads provide a touch of old-school style. The rich black rubber pads feature tapered ribs and a raised Bar & Shield logo to protect the surfaces where your legs contact the tank. The compact pads measure 7.0" by 2.75", and are flexible enough to fit many tank profiles. Sold in matched pairs.

**57300065**

Fits fuel tanks on many Harley-Davidson Street®, Sportster®, Dyna® and Softail® models. May cover a portion of fuel tank graphics. Check appearance before adhering to tank.

### D. CUT BACK SIDE COVERS

Instantly transform the profile of your Sportster motorcycle. These Cut Back Side Covers feature a unique two-piece design with a cutaway, technical look. The combination of gloss black and textured black surfaces visually reduces the size of the side covers, and the raised "speed lines" impart a sense of forward motion. The side covers feature improved mounting tabs for easy and secure installation. Right-side oil tank cover features a gloss black dipstick surround to add to the blacked-out look. Oil Tank Cover and Battery Cover are sold individually.

Fits '14-later XL models.

**57200139** Oil Tank Cover.

**57200140** Battery Cover.

### E. DIPSTICK BEZEL – GLOSS BLACK

This gloss black Dipstick Bezel replaces the Original Equipment chrome or satin silver bezel and completes the blacked-out look of the Sportster model's right side oil tank cover. This bezel complements the available Gloss Black LCD Oil Level and Temperature Dipstick P/N 62700011. Includes replacement push nut for installation.

**57200159**

Fits '04-later XL models.

### F. SPORTSTER® FRONT SPOILER\*

The wedge shape of the spoiler accents the lean and narrow look of the Sportster model. Injection-molded from high-impact material and available Primed or Vivid Black finishes. Kit includes all mounting hardware.

Fits '04-later XL models. Does not fit with Engine Guards, Boom!™ Audio Cruiser Amp and Speakers or Down Tube Bags.

**58882-04BDK** Primed.

**58882-04DH** Vivid Black.

\*Harley-Davidson Motor Company cannot test and make specific fitment recommendations concerning every possible mirror and handlebar combination. Therefore, after installing new mirrors or handlebars, and before operating the motorcycle, check to ensure that the mirrors provide the operator a clear view to the rear.


\*NOTE: This product is a "Paint to Order" accessory. Please allow for an average of 5 weeks' delivery for this item.



**A. REAR SET FOOT CONTROLS – SPORTSTER® MODELS**

Transform the on-street profile of your Sportster® model. Moving the foot controls to a rear-mounted location takes the riding position from a relaxed cruiser to a solo, aggressive, curve-carving posture. When combined with a Clip-On or Clubman Handlebar, the resulting hands-forward and feet-back profile drapes the rider over the bike and makes you feel a part of the machine. This complete gloss black Rear Set Control Kit includes everything you need to move the brake and shift lever to the rear passenger position. This unique kit maintains the standard 1-down and 4-up shift pattern, and can be installed with the Original Equipment low staggered exhaust system. Kit reuses Original Equipment rider footpegs. Installation requires removal of passenger footpegs and footpeg mounts. For solo rider application only.

**50700040** Gloss Black.  
Fits '14-later XL883N, XL883L, XL1200CX, XL1200T, and XL1200X models and '18-later XL1200NS and XL1200XS models. Does not fit with Rail Collection Sprocket Cover P/N 34800032. For use with solo seat application only. Installation of Rear Set Controls requires removal of passenger foot pegs, therefore removal of the Original Equipment two-up seat and installation of a solo-only seat is required. See your Dealer for solo seat options.



**FOOT CONTROL POSITION OPTIONS**



**A. REAR SET FOOT CONTROLS – SPORTSTER MODELS**



**A. REAR SET FOOT CONTROLS KIT GLOSS BLACK – SPORTSTER MODELS**

**DEFY THE WIND**

At highway speed, you take the wind full-force in the chest, causing fatigue in your arms, neck and shoulders. Take the pressure off with an easy-to-install detachable windshield. Shaped to divert air, rain and road debris around the rider, a windshield can add hours of riding comfort.

**KEEPING YOU COVERED**

<p>20.1 IN</p>	<p>19.5 IN</p>	<p>22.1 IN</p>
<p><b>SUPER SPORT</b></p> <p>Eliminates wind and debris, but keeps the wind-in-the-hair feeling. Ideal for a cool morning ride to the office, the sleek profile hugs the front lamps for a sporty look.</p>	<p><b>COMPACT</b></p> <p>Traditional king-sized shape with a minimalist edge. For Harley-Davidson® custom and cruiser models, the Compact windshield provides wind and weather protection for every day riding.</p>	<p><b>TOURING</b></p> <p>Add maximum weather protection to your sporting motorcycle. Contoured to divert the wind around the rider's helmet and hands, a Touring windshield means long-ride comfort.</p>

**READY FOR TAKE-OFF**

Designed to be installed or removed without tools in seconds, a detachable windshield gives you the freedom to define your ride at the drop of a hat. Ride across the country protected from the elements, then quickly remove the windshield to hit the streets in style.

SCRATCH-RESISTANT  
HARD-COATED  
POLYCARBONATE SHIELD

NO TOOLS  
QUICK-RELEASE  
MOUNT

STAINLESS STEEL  
BRACKETS & BRACES



To avoid looking through bug spots, condensation and road grime, select a windshield that tops out just below your line of sight.





# 50 CRUISER

Windshields

## A. QUICK-RELEASE SUPER SPORT WINDSHIELD

Reduces the pounding of wind and shower of bugs, but keeps the wind-in-the-hair feeling. Ideal for a cool morning ride, the sleek profile of the Super Sport Windshield hugs the front headlamp for a sporty look. The windshield mounts to the fork tubes with elegant die-cast lever locking clamps, so the windshield does not require any leave-behind docking hardware. You get quick on-and-off convenience and a clean, custom look. No tools are required and the kit includes everything needed to install the windshield.

**57838-08** 19" Light Smoke.  
Fits '88-later XL (except XL1200CX, XL1200T, XL1200X, XL1200XS and '11-later XL883L and XL1200C). XL1200NS requires removal of headlight visor. Also fits '91-'05 Dyna® models (except FXDWG and FXDXT). XL Custom models require Front Directional Relocation Kit P/N 68517-94A.  
Windshield dimensions: Overall height – 25.0"; width – 20.1".

## B. QUICK-RELEASE COMPACT WINDSHIELD

Combine the classic Harley-Davidson® windshield shape with a revolutionary new attachment system and you have the best of style and function. The windshield mounts to the fork tubes with elegant die-cast lever-release clamps, so the windshield does not require any leave-behind docking hardware. You get quick on-and-off convenience and a clean, custom look. No tools are required and the kit includes everything needed to install the windshield. The tough, hard-coated polycarbonate windshield is available with traditional polished or gloss black horizontal and vertical braces.

Fits '88-later XL (except XL1200CX, XL1200T, XL1200X, XL1200XS and '11-later XL883L and XL1200C). XL1200NS requires removal of headlight visor. Also fits '91-'05 Dyna® models (except FXDWG and FXDXT).

**58063-04** 18" Clear – Polished Braces.  
Windshield dimensions: Overall height – 26.8"; width – 19.7".

**58706-09** 18" Clear – Black Braces.  
Windshield dimensions: Overall height – 26.8"; width – 19.7".

**58602-04** 14" Light Smoke – Polished Braces.  
Windshield dimensions: Overall height – 22.8"; width – 19.5".

**58703-09** 14" Light Smoke – Black Braces.  
Windshield dimensions: Overall height – 22.8"; width – 19.5".

Fits '11-later XL883L and XL1200C and '14-'20 XL1200T models. Windshield dimensions: Overall height 22.8"; width 19.5".

**57801-11** 18" Clear – Polished Braces.  
Windshield dimensions: Overall height 26.8"; width 19.7".

**57802-11** 14" Light Smoke – Polished Braces.  
Windshield dimensions: Overall height 22.8"; width 19.5".

Fits '16-later XL1200X and XL1200XS models.

**57400318** 19" Clear – Black Braces.

**57400319** 15" Light Smoke – Black Braces.



A. QUICK-RELEASE SUPER SPORT WINDSHIELD



B. QUICK-RELEASE COMPACT WINDSHIELD – (GLOSS BLACK BRACES SHOWN)



C. SPORT WINDSHIELD KIT – (58192-87A SHOWN)



C. SPORT WINDSHIELD KIT – (58024-96A SHOWN)




D. QUICK-RELEASE SUPER SPORT WINDSHIELD – XL1200CX



E. H-D DETACHABLES QUARTER FAIRING KIT



F. HEADLAMP VISOR



G. LOCKING QUICK-RELEASE WINDSHIELD CLAMP

# CRUISER 51

Windshields

## C. SPORT WINDSHIELD KIT

Formed of polycarbonate and hard-coated to resist scratching. Light smoke windshield is contoured to fit the headlamp and incorporates adjustable four-point mounting. Functional styling helps deflect wind to reduce upper body fatigue.

**58192-87A** 18" Light Smoke.  
Fits '88-later XL (except XL883C, XL1200C, XL1200CX, XL1200T, XL1200X, XL1200XS and '11-later XL883L). XL1200NS requires removal of headlight visor. Also fits '95-'05 Dyna® models (except FXDWG and FXDXT). Includes black mounting hardware. Windshield dimensions: Overall height – 18.5"; width – 16.3".

**58024-96A** 17" Light Smoke.  
Fits '96-'10 XL883C and XL1200C, '10 XL1200X, '99-'00 FXR and '87-'94 FXLR models. Windshield dimensions: Overall height-19.1"; width-16.3".

## D. QUICK-RELEASE SUPER SPORT WINDSHIELD

Reduces the pounding of wind and shower of bugs but keeps the wind-in-the-hair feeling. The windshield mounts to the fork tubes with elegant die-cast lever locking clamps, so the windshield does not require any "leave-behind" docking hardware. You get quick on-and-off convenience and a clean, custom look. No tools are required and the kit includes everything needed to install the windshield.

**57400345** 11" Gradient.  
Fits '16-'20 XL1200CX models. Overall height – 13.8"; width – 12.8".

## E. H-D® DETACHABLES™ QUARTER FAIRING KIT

Sleek, racy styling and sweeping lines are the make-up of this innovative fairing. Its quarter-sized, detachable design gives your bike a whole new, sporty look that can be changed in an instant. Available in Primed or Vivid Black. Requires the installation of Detachable Docking Hardware Kit P/N 58164-96A.

Fits '88-'12 XL (except XL883C, XL883N, XL1200C, XL1200CX, XL1200T, XL1200V and XL1200X and '11-later XL883L), FXR and '95-'05 Dyna® models (except FXDWG, FXDXT and FXLR).

**57070-98** Primed.

**57070-97DH** Vivid Black.

## F. HEADLAMP VISOR

Add an element of racy style to stock headlamps with these visors, available in Primed or Vivid Black.

Fits '95-later XL models (except XL883C, XL1200C, XL1200CX, XL1200V, XL1200X and XL1200XS), '95-'05 Dyna models (except FXDWG and FXDXT), '82-'94 FXR and FXRS models. Does not fit with Clip-On Handlebar P/N 55800647.

**68129-97** Primed.

**68129-98DH** Vivid Black.

## G. LOCKING QUICK-RELEASE WINDSHIELD CLAMP

Kit includes one locking clamp and two matching keys.

**57400006** 39mm.

Fits '88-later XL (except '16-later XL1200CX, XL1200X and XL1200XS) and '91-'05 Dyna models (except FXDWG) equipped with Quick-Release Style windshields.

**Also available:**

### FRONT TURN SIGNAL RELOCATION KIT

**67800452** Satin Black.

Fits '10-'15 XL1200X models.

### FRONT TURN SIGNAL RELOCATION KIT

Fits '88-later XL (except XL1200CX, XL1200T, XL1200X, XL1200XS and '11-later XL883L and XL1200C) and '91-'05 Dyna models (except FXDWG and FXDXT).

**68517-94A** Chrome.

**68643-09** Gloss Black.

SPORTSTER



## 52 CRUISER

Seating – Reach® & Tallboy®

### A. SUPER REACH® SOLO SEAT

Get a little bit closer. Super Reach® forward position seats are designed to move riders with a shorter inseam even closer to the controls and to bring the legs closer together so that your feet rest firmly on the pavement. After hundreds of hours of on-road and ergonomic testing, the seat shape and foam density were selected as the ideal position for riders 5'-0" to 5'-4" tall. The Super Reach Seat moves the rider 1.5" closer to the controls compared to stock seat on XL883L model, and 2" closer and .5" lower compared to stock seat on XL1200C model. The nose is 1.0" narrower than the stock seat, and it is tastefully sculpted to look great with any size Sportster® fuel tank. The combination of premium textured and smooth vinyl surfaces and charcoal gray stitching and embroidered Bar & Shield logo really set the seat apart. For the ultimate solo touring setup, add the Quick Release Rider Backrest P/N 52300245.

**52000207**

Fits '10-later XL models. Seat width 9.5".

### B. REACH SEAT

Designed specifically for riders requiring a close to the bar riding position, without compromising comfort. This seat positions the rider approximately .5" forward, closer to the hand and foot controls. The narrow front profile brings your legs closer together to help you plant your feet firmly on the ground. The slightly bucketed rider seat offers lower back support and features a textured insert to prevent you from sliding around while riding.

**51738-07**

Fits '07-later XL models equipped with 4.5 gallon fuel tank. Models not equipped with passenger pegs require separate purchase of Passenger Footpeg Kit P/N 50203-04 ('04-'13 models) or P/N 50500270 ('14-later models). Seat width 14.0"; passenger pillion width 10.0".

**51737-07**

Fits '07-later XL models equipped with 2.2 or 3.3 gallon fuel tanks. Models not equipped with passenger pegs require separate purchase of Passenger Footpeg Kit P/N 50203-04 ('04-'13 models) or P/N 50500270 ('14-later models). XL883N, XL1200N and XL1200X models also require separate purchase of Retention Washer P/N 7487. Seat width 14.0"; passenger pillion width 10.0".

### C. TALLBOY® SOLO SEAT

Stretch your legs in style. The Tallboy® Solo Seat allows additional leg and arm movement for the long-limbed rider and the long seating space permits fore and aft repositioning while on the open road. The Tallboy Solo Seat moves the rider back 2.5" and up 2.0" compared to the Original Equipment seat on the XL883L model, and 2.0" back and 1.0" up compared to stock seat on XL1200C models. The seat shape and foam density were carefully selected after hundreds of hours of real-world testing, and are ideal for riders 5'-9" to 6'-2" tall. The seat features a tapered tail to minimize the profile, and it is crafted with premium vinyl surfaces for durability.

**52000209**

Fits '10-later XL models. Not compatible with Rider Backrest P/N 52300245. Seat width 12.5".



A. SUPER REACH SOLO SEAT



B. REACH SEAT



C. TALLBOY SOLO SEAT



Reach Seats



Tallboy Seats

## CRUISER 53

Seating — Comfort & Touring

### D. SIGNATURE SERIES® SOLO SEAT WITH RIDER BACKREST

A perfect combination of foam density and shape has created our most comfortable seat for long-haul touring. The wide seating area will keep the rider extra comfy on a long trip and when you reach your destination, city driving will be easier with the narrow nose that helps keep your legs closer together. Seat features an easily removable adjustable rider backrest that folds down for easier passenger mounting. Rider backrest has a 5-position height adjustment with 1.5" range and a wide range of forward/back angle adjustment with a quick twist of the control knob. Matching Passenger Pillion P/N 52400053 is available for added versatility.

**52000034**

Fits '07-later XL models with 4.5 gallon fuel tank. Seat width 15.0".

**52000062**

Fits '07-later XL models with 2.2 or 3.3 gallon fuel tank. Seat width 15.0".

### E. SUNDOWNER™ SOLO SEAT

Ride sun-up to sun-down in comfort and style. The Sundowner™ Solo Seat's shape and foam density were developed and refined during hundreds of hours of test rides and ergonomic evaluations. The unique seat features a deep bucket design that cradles the tailbone and provides back support for the rider. The narrow nose of the seat was sculpted to bring the legs closer together, and to look great with any size Sportster® fuel tank. The seat is constructed with premium textured vinyl surfaces for comfort and durability, and features embroidered Bar & Shield logos for style. For two-up riding, simply add the comfortable Sundowner Passenger Pillion P/N 52400121.

**52000203**

Fits '10-later XL models. Not compatible with Rider Backrest P/N 52300245. Seat width 15.0".

### F. SIGNATURE SERIES® PASSENGER PILLION

This carefully styled pillion matches the Sportster® Signature Series® Solo Seat and provides your passenger with a wide seating surface for hours of comfort.

**52400053**

Fits '07-later XL models equipped with Signature Series Solo Seat P/N 52000034 or 52000062. Pillion width 10.0".

### G. SUNDOWNER PASSENGER PILLION

Bring someone along for the ride without giving up your solo status. This carefully styled pillion matches the Sportster Sundowner Solo Seat and provides the passenger with great Sundowner comfort. The pillion is shaped to maximize support on a long ride, and is constructed with premium foam and textured vinyl for years on the road.

**52400121**

Fits '10-later XL models (except XL1200CX) equipped with Sundowner Solo Seat P/N 52000203. Models not equipped with passenger pegs require separate purchase of Passenger Footpeg Kit P/N 50500270 ('14-later models) or 50203-04 ('10-'13 models). Pillion width 11.0".



D. SIGNATURE SERIES SOLO SEAT WITH RIDER BACKREST



E. SUNDOWNER SOLO SEAT



F. SIGNATURE SERIES PASSENGER PILLION



G. SUNDOWNER PASSENGER PILLION



## 54 CRUISER

Seating — Comfort & Low Profile

### A. SUNDOWNER™ SEAT

The Sundowner™ Seat provides the maximum in long-riding comfort. The deep-bucket design puts your body in the proper touring position and the generous padding makes it comfortable for both the rider and passenger as the miles are adding up. The dished shape provides added rider back support and the wide passenger pillion is shaped to minimize pressure points.

#### 51739-07

Fits '07-'09 XL models equipped with 4.5 gallon fuel tank. Models not equipped with passenger pegs require separate purchase of Passenger Footpeg Kit P/N 50203-04. Seat width 14.5"; passenger pillion width 12.0".

#### 51736-07

Fits '07-'09 XL models equipped with 2.2 or 3.3 gallon fuel tanks. Models not equipped with passenger pegs require separate purchase of Passenger Footpeg Kit P/N 50203-04. XL883N, XL1200N and XL1200X models also require separate purchase of Retention Washer P/N 7487. Seat width 14.5"; passenger pillion width 12.0".

#### 51507-04

Fits '04-'06 XL models equipped with 4.5 gallon fuel tank. Models not equipped with passenger footpegs require separate purchase of Passenger Footpeg Kit P/N 50203-04 ('04-'13 models). Seat width 15.0"; passenger pillion width 12.5".

#### 51544-01A

Fits '83-'03 XL models. Seat width 15.0"; passenger pillion width 12.5".

### B. BRAWLER® SOLO SEAT

When it's time to go it alone, go in style. These premium quality cowhide leather solo saddles feature a smooth, sleek design that hugs the frame rails for a true custom look. The Brawler® seat's design places the rider "in" the bike for a low-slung riding position, and features a kick-up in the rear to hold the rider in place. The seating position is generally lower than stock, but not as far back as Badlander® or other low-profile seats. The top-grain leather seating surface and contoured foam padding provide a firm but luxurious feel. Seat does not fit with passenger pillions.

#### 52000269

Fits '10-later XL models. Does not fit with Rider Backrest P/N 52300245. Seat width 12.5".

### C. CAFÉ SOLO SEAT

There's something about the placement of the rider that makes the Café Solo Seat special. The one-up design features a high back pad that holds the rider in place and provides a direct connection to the bike. You sit "in" the bike, and your hands and feet reach naturally to the controls. The low-slung black vinyl-covered pad, the narrow nose and the tapered tail enhance the bike's sporting profile and pays homage to the heritage of the iconic Café Racer™ style.

#### 52000260

Fits '10-later XL models. Does not fit with Rider Backrest P/N 52300245. Seat width 9.6".

### D. LEATHER BADLANDER® SEAT

The traditional Badlander® seat's low and lean style sets the stage for your minimalist custom ride. The frame-hugging rider seat and the slim tapered passenger pillion visually stretch the bike and enhance the slammed look. The seat shape stays low along its entire length and follows the lines of the bike with minimal disruption, and delivers a riding position that is lower and generally farther back than the stock seat. Ideal for both short riders needing to be closer to the ground, or for tall riders who want to move back in the bike without sitting higher. This seat is wrapped in supple top-grain leather and finished with an embroidered Harley-Davidson script. Kit includes leather grab strap and mounting hardware.

#### 52000259

Fits '10-later XL models. XL1200CX requires separate purchase of Low-Profile Sissy Bar Upright P/N 52300403. Models not equipped with passenger pegs require separate purchase of Passenger Footpeg Kit P/N 50203-04 ('10-'13 models) or P/N 50500270 ('14-later models). Seat width 11.5"; passenger pillion width 5.5".



A. SUNDOWNER SEAT (SHOWN WITH SMOOTH BUCKET LOW BACKREST PAD)



B. BRAWLER SOLO SEAT



C. CAFÉ SOLO SEAT



D. LEATHER BADLANDER SEAT



E. BADLANDER CUSTOM SEAT



F. BOBBER SOLO SADDLE (SHOWN WITH RIGID MOUNT SADDLE INSTALLATION KIT)



G. SOLO SADDLE – BLACK LEATHER



G. SOLO SADDLE – BLACK DIAMOND

## CRUISER 55

Seating — Low Profile

### E. BADLANDER CUSTOM SEAT

It's good to be bad. The low and lean Badlander Custom Seat is designed to fit your bike like a glove. The Badlander Seat delivers low-slung cruiser style from the fuel tank to the rear fender, and gives you the feeling of sitting "in" the bike and not on top of it. Ideal for both short riders needing to be closer to the ground, or for tall riders who want to move back in the bike without sitting higher, the seat delivers a riding position that is lower and generally farther back than the stock seat. This Badlander Seat features rich textured vinyl seating surfaces for durability, and charcoal black leather side panels and dark gray stitching and Harley-Davidson embroidered script for style. The narrow nose of the seat is sculpted to complement any size Sportster® fuel tank.

#### 52000211A

Fits '10-later XL models. Models not equipped with passenger pegs require separate purchase of Passenger Footpeg Kit P/N 50203-04 ('10-'13 models) or P/N 50500270 ('14-later models). XL1200CX requires separate purchase of Low Profile Sissybar Upright P/N 52300403. Seat width 11.5"; passenger pillion width 5.5".

### F. BOBBER SOLO SADDLE

How low can you go? This minimalist solo seat takes the stripped-down garage-built look about as far as you can go. The thick distressed black leather cover is bonded directly to the formed metal seat pan and minimizes the foam filler and the extra height it brings. The raw-edge leather pad is joined to the pan with brass rivets, and features matching brass "Milwaukee Since 1903" trim that will develop a rich patina with use. The Bar & Shield logo is embossed into the leather surface as a finishing touch. Easy to install, the bolt-on seat and a model-specific installation kit includes everything you need to get the bobber look. No cutting, welding or fabrication is necessary.

#### 52000277 Distressed Black Leather.

Fits '04-'06 and '10-later XL, '06-'17 Dyna® and '08-'17 FLS, FLSS, FLSTC, FLSTN and FXS models. Installation requires separate purchase of model-specific Rigid or Spring Seat Mounting Hardware Kit. Seat width 10.5".

#### Also available:

#### RIGID MOUNT SADDLE INSTALLATION KIT

Get the low, lean, minimalistic, garage-built look. Required for installation of Solo Saddle Kits P/N 52000277, 52000279, 52000278, 52000275, 52000276, 52000180, 54072-10, 54373-10, 52000114 and 52000113. Kit includes mounting brackets and hardware.

#### 52100016

Fits '10-later XL models.

### G. SOLO SADDLE

Add nostalgic bobber looks to your modern Harley-Davidson® motorcycle. Available in elegant leather, this solo seat features a low-profile design that provides the minimalistic "just enough to ride" look. The smooth metal seat pan and the simple frame cover leave a clean, finished appearance. Easy to install, the bolt-on seat and model-specific Spring Seat Installation Kit include everything you need to get the bobber look. No cutting, welding or fabrication is necessary and the seat can be removed and replaced with a touring seat for a two-up night on the town.

Fits '04-'06 and '10-later XL, '06-'17 Dyna and '08-'17 FLS, FLSS, FLSTC, FLSTN and FXS models. Installation requires separate purchase of model-specific Rigid or Spring Seat Mounting Hardware Kit. Seat width 10.5".

#### 52000279 Black Leather.

52000276 Black Diamond.

NOTE: Some Harley-Davidson® seats are made of leather. Fine leathers or other natural materials WILL gain "character," such as wrinkles or wear, with age. This is normal. A fine, aged patina and character wrinkles are a sign of the extremely high-quality materials used to construct your seat or backrest. The appearance of scars or marks on the leather are a result of using natural leather panels and should not be thought of as an imperfection. Please use Harley-Davidson Leather Protectant P/N 93600034 to protect your investment.



## 56 CRUISER

Seating — Pillions & Backrests

### A. PASSENGER PILLION

Bring a guest along on your solo seat-equipped Sportster® model. The cover and stitching of this Passenger Pillion complements the solo seat. Kit includes grab strap and mounting hardware.

**52400130** '16 XL883L Style.  
Fits '16-'20 XL883L models with Original Equipment solo seat. Models not equipped with passenger pegs require separate purchase of Passenger Footpeg Kit P/N 50500270. Seat width 9.0".

**52400125** '16 XL1200X Style.  
Fits '16-later XL1200X and XL1200XS models with Original Equipment solo seat. Models not equipped with passenger pegs require separate purchase of Passenger Footpeg Kit P/N 50500270. Seat width 7.5".

**52400127** '16 XL883N Style.  
Fits '16-later XL883N models with Original Equipment solo seat. Models not equipped with passenger pegs require separate purchase of Passenger Footpeg Kit P/N 50500270. Seat width 7.5".



A. PASSENGER PILLION — (52400130 SHOWN)

### B. PASSENGER PILLION

Low-profile, minimalistic Passenger Pillion features grey stitching to complement the Original Equipment solo seat on XL1200V and XL1200X models. Easy to install with included hardware and grab strap.

**51734-10**  
Fits '10-'15 XL1200V and XL1200X models equipped with Original Equipment solo seat. Requires installation of passenger footpegs (sold separately). Pillion width 7.75".



A. PASSENGER PILLION — (52400127 SHOWN)

### C. PASSENGER PILLION

Bring a guest along on your solo-seat equipped Sportster model. The smooth cover and top stitching of this Passenger Pillion complements the Original Equipment solo seat and the Reach® Solo Seat. Kit includes grab strap and mounting hardware.

**51744-07A**  
Fits '07-'15 XL models (except XL1200V and XL1200X) equipped with Original Equipment or Reach Solo Seats. Requires installation of passenger footpegs (sold separately). XL883N and XL1200N models also require separate purchase of Retention Washer P/N 7487. Pillion width 10.0".



C. PASSENGER PILLION

### D. QUICK-RELEASE RIDER BACKREST

Add exceptional comfort for open road and around town riding. This detachable rider backrest is shaped for maximum lower back support and keeps you in place without shifting you forward in the saddle. Designed to complement Original Equipment and accessory solo seats, the backrest's forward/back position can be adjusted up to 4.5" with a simple fingertip adjustment. The fold-down pad clears the way when throwing your leg over the bike and the backrest can be removed from the bike with the push of a button—leaving behind just two elegant docking points. Complete kit includes upright, pad, fender strut brackets and all required hardware.

**52300245**  
Fits '04-later XL models equipped with a solo seat. Not compatible with Brawler® Solo Seat P/N 52000269, 52941-04B, 52000118, 52000119, Cafe Solo Seat P/N 52000260, Sundowner™ Solo Seat P/N 52000203, Tallboy® Solo Seat P/N 52000209, Solo Rigid or Spring Seat Mounting Kits, '16-later Original Equipment XL883N Solo Seat, or Side-Mount License Plate Kits P/N 60947-10 or 60972-10. Installation of H-D® Detachables™ Solo Luggage Rack requires additional purchase of Bolt P/N 3584 (Qty. 4).



D. QUICK-RELEASE RIDER BACKREST



A. PASSENGER PILLION — (52400125 SHOWN)



B. PASSENGER PILLION



E. ROAD ZEPPELIN SEAT PAD



G. REAR FENDER BIB



I. QUICK-RELEASE SEAT HARDWARE KIT — CHROME



F. CIRCULATOR SEAT PAD — (RIDER SHOWN)



H. TANK BRA



I. QUICK RELEASE SEAT HARDWARE KIT — GLOSS BLACK

## CRUISER 57

Seating

### E. ROAD ZEPPELIN® SEAT PAD

Experience ultimate comfort. Designed to ensure hours of comfort in the saddle, Road Zeppelin® Seat Pads are equipped with a unique air bladder system that allows your weight to be supported evenly across the entire seating surface. Whether you have a low-profile seat or a larger, more comfortable seat, you will feel the benefits. This air bladder system is designed to reduce pressure points, provide shock absorption and reduce vibration. Unlike other mouth-inflated seat pads, the Road Zeppelin Pad features an easy-to-reach integrated hand pump and metered air release valve that permits quick and controllable adjustment. You can easily adjust the comfort and support while seated on the pad. The UV-stable and snag-resistant mesh cover allows air to circulate beneath the rider's body, reducing the temperature trapped between the rider and seat. Shaped to conform to most Harley-Davidson® seats, the pads feature adjustable mounting straps and a non-skid surface to keep them in place. The hand-washable seat pad can be deflated and rolled for compact storage.

**52000327** Rider.  
Fits rider position on all models equipped with Original Equipment or accessory seats. Also fits passenger position on Touring models with large pillion area. Pad width — 14.0".  
**52400162** Passenger.  
Fits Original Equipment and accessory passenger pillions. Pad length — 12.0"; width — 9.0".

### F. CIRCULATOR SEAT PADS

These breathable Circulator Seat Pads feature 3D construction that promotes air movement and reduces heat buildup where the rider's body touches the seat or backrest. Designed to keep the rider cool by reducing the perspiration buildup between you and the seating surface, the Circulator Pad can be installed and removed in seconds for easy cleaning. The low-profile design minimizes seat-height change compared to inflatable pads, while enhancing comfort with its shock-absorbing construction. Manufactured of UV-stable materials. Elastic under-seat strap and non-slip base provide secure installation and the available Circulator Passenger Pillion Pad attaches to the rider pad with hook-and-loop tabs.

**51074-10** Medium Seat Pad.  
Fits VRSC™, XG, XL and Dyna® models with Original Equipment and accessory seats. Pad width — 14.5".  
**51078-10** Passenger Pillion Pad.  
Fits Original Equipment and accessory passenger pillions. Pad width — 13.0".

### G. REAR FENDER BIB

Go solo in style. Wrapped in smooth vinyl to match Original Equipment or accessory solo seats, the Fender Bib features an embossed Bar & Shield logo for added style. The molded base is finished with a soft felt under-liner designed to protect the fender's painted surface.

**52017-08**  
Fits '04-later XL models (except XL883N, XL1200CX, XL1200NS, XL1200T, XL1200V, XL1200X, and XL1200XS) equipped with Original Equipment solo seat or Reach® Solo Seat P/N 51750-07 or 51751-07. Will not fit models equipped with Bobtail Rear Fender.

### H. TANK BRA

This Tank Bra is made with non-abrasive, fleece-backed vinyl material and features an embroidered Bar & Shield logo. It protects your fuel tank from scratches from keys, belt buckle, etc.

**62027-04**  
Fits '04-later XL models equipped with 4.5 gallon fuel tank.  
**62030-04**  
Fits '04-later XL models equipped with 3.3 gallon fuel tank.  
**61929-98**  
Fits '97-'03 XL models equipped with 3.3 gallon fuel tanks.

### I. QUICK-RELEASE SEAT HARDWARE KIT

This Quick-Release Hardware Kit allows the rider to remove one-piece Harley-Davidson® seats quickly and easily. A raised-logo Harley-Davidson emblem finishes the look. SAE 1/4"-20 thread.

Fits '97-later XG, XL, Dyna, Softail® (except '12-'17 FLS models equipped with Original Equipment seat), Touring and Trike models equipped with SAE 1/4"-20 seat mount hardware. Does not fit seats equipped with spring-loaded rear seat bracket.

**51676-97A** Chrome.  
**10500093** Gloss Black.



# 58 CRUISER

## Backrests & Racks

### A. H-D® DETACHABLES™ SIDEPLATES

In the time it takes for a traffic light to change, you can transform your motorcycle from a city cruiser to a cross-country hauler. Start with Harley-Davidson® Detachables™ Sideplates, and add your choice of sissy bar upright and pad to make removing the passenger backrest a simple slide and click operation. Manufactured and tested to rigorous Harley-Davidson standards; installation requires separate purchase of model-specific Docking Hardware Kit.

Fits '04-later XL models (except '16-later XL1200CX). All models require separate purchase of Docking Hardware Kit (see docking hardware matrix). Docking hardware is Original Equipment on XL1200T models.

**1. 53913-04** Chrome.

**2. 52710-07** Gloss Black.

### B. LOW SISSY BAR UPRIGHT

Shaped to complement a thicker passenger pillion, this Low Sissy Bar Upright stands between the Standard and Short Sissy Bar Upright. The ideal match for touring style seats, this upright also offers an additional height option to riders with custom-style seats.

Fits '04-later XL models with H-D® Detachables™ sideplates, '06-'17 Dyna® (except FXDF, FXDFSE and '10-'17 FXDWG), '84-'05 Softail® (except FXSTD) and '06-later FL Softail models (except '07-'17 FLS, FLSS, FLSTF, FLSTFB, FLSTFBS, FLSTSE and FLSTSB and '06 FLSTFSE) with appropriate sideplates.

**52300022** Chrome.

**52300024** Gloss Black.

### C. STANDARD SISSY BAR UPRIGHT

Give your passenger additional back support with a Standard Sissy Bar Upright, designed to accept a wide variety of Backrest Pads.

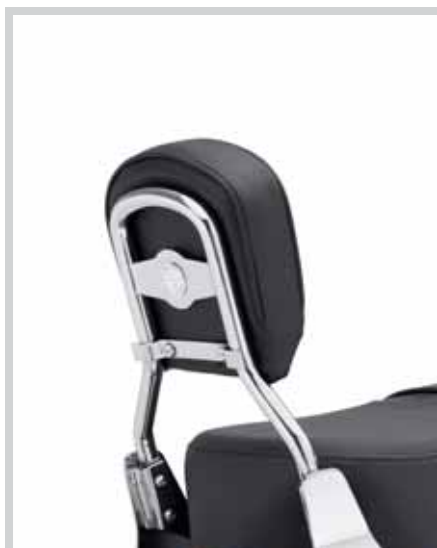
Fits '04-later XL models with H-D Detachables sideplates, '06-'17 Dyna (except FXDF, FXDFSE and '10-'17 FXDWG), '84-'05 Softail (except FXSTD) and '06-later FL Softail models (except '07-'17 FLS, FLSS, FLSTF, FLSTFB, FLSTFBS, FLSTSE and FLSTSB and '06 FLSTFSE) with appropriate sideplates.

**52300018** Chrome.


**52300020** Gloss Black.




A. H-D DETACHABLES SIDEPLATES



B. LOW SISSY BAR UPRIGHT – CHROME



B. LOW SISSY BAR UPRIGHT – GLOSS BLACK



C. STANDARD SISSY BAR UPRIGHT – CHROME




C. STANDARD SISSY BAR UPRIGHT – GLOSS BLACK



D. ONE-PIECE H-D DETACHABLES SISSY BAR UPRIGHT – GLOSS BLACK (SHOWN WITH SMOOTH BACKREST PAD)



E. PASSENGER BACKREST PAD – XL883N STYLE



D. ONE-PIECE H-D DETACHABLES SISSY BAR UPRIGHT – CHROME (SHOWN WITH SMOOTH BACKREST PAD)



E. PASSENGER BACKREST PAD – XL1200X STYLE



F. LOW-PROFILE SISSY BAR UPRIGHT



G. SLIP-OVER PASSENGER BACKREST PAD

# CRUISER 59

## Backrests & Racks

### D. ONE-PIECE H-D® DETACHABLES™ SISSY BAR UPRIGHT

The sweeping shape of this slim, round bar Sissy Bar Upright completes the classic bobber look. The one-piece design eliminates separate sideplates for a clean appearance and the stylized upper kick angle mimics the old-school sissy bars of the '50s and '60s. Available in your choice of chrome or gloss black finish, these bars can be equipped with Passenger Backrest Pad P/N 52631-07.

Fits '04-later XL models (except '16-'20 XL1200CX). All models require separate purchase of Docking Hardware Kit (see docking hardware matrix). Docking hardware is Original Equipment on XL1200T models.

**51146-10A** Gloss Black.

**52300040A** Chrome.

### E. PASSENGER BACKREST PADS

Styled to complement available touring and custom seats.

Fits models equipped with One Piece H-D® Detachables™ Sissy Bar Upright P/N 52729-08, 51853-07, 51849-07, 51146-10A, 51161-10A, 52300040A, 52300042A, 52300044A or 52300046A.

**52631-07** Smooth Black.

**52300366** XL883N Style.

**52300364** XL1200X Style.

### F. LOW-PROFILE SISSY BAR UPRIGHT

This low and lean one-piece bar mounts between the fender and fender struts for a clean, close-to-the-bike profile. The gloss black round bar upright delivers a simple bobber look on a solo seat-equipped bike, and provides the perfect passenger "butt-stop" for a Sportster® model equipped with a low-profile two-up seat. The bar also accepts Slip-Over Pad P/N 51732-10 for added passenger comfort.

**52300403**

Fits 16-'20 XL1200CX models with Original Equipment two-up seat and '07-later XL models equipped with solo or Badlander® two-up seats.

### G. SLIP-OVER PASSENGER BACKREST PAD

This Slip-Over Backrest Pad provides a touch of passenger comfort, while maintaining the long, lean style of the Dyna® Wide Glide® model. Held in place with hook-and-loop tabs, this rich black pad features grey stitching that complements the Original Equipment seat and pillion.

**51732-10**

Fits '07-later XL models with Low-Profile Sissy Bar Upright P/N 52300403 and '10-'17 FXDWG models with Original Equipment sissy bar upright.

SPORTSTER



**PASSENGER BACKREST PADS**

Choose from a wide variety of backrest pad sizes and shapes to match your comfort and style demands. Designed to complement Original Equipment and accessory seats, these pads are engineered to fit specific sissy bar upright types.

**A. BACKREST PADS**

Sized to fit medallion and mini medallion-style sissy bar uprights. Pad mounts with single center screw and bolt-on mounting strap. Includes chrome-plated mounting hardware.

Fits Low Medallion Style Sissy Bar Upright P/N 52754-04 or 51851-09, Low Square Bar Mini-Medallion Style Sissy Bar Upright P/N 53282-06, Standard Square Bar Mini Medallion Style Sissy Bar Upright P/N 53281-06 or 53407-06, Standard Medallion Style Sissy Bar Upright P/N 52735-85, 53007-98, 52655-84, 52909-02 or 51517-02, Standard Bar & Shield Style Sissy Bar Upright 52739-83 or 51514-02, Standard Heritage Style Sissy Bar Upright P/N 52731-00 and Low Round Bar Sissy Bar Upright P/N 52300022 or 52300024.

- 1. **52652-04** Smooth.
- 2. **52626-04** Smooth Top-Stitched.



A. BACKREST PADS

**B. BACKREST PADS**

Sized to fit medallion and mini medallion-style sissy bar uprights. Pad mounts with single center screw and bolt-on mounting strap. Kit includes chrome-plated mounting hardware.

Fits Low Medallion Style Sissy Bar Upright P/N 52655-84, 52909-02, 52754-04, 51851-09, Standard Medallion Style Sissy Bar Upright P/N 52735-85 or 52877-08, Standard Square Bar Mini Medallion Style Sissy Bar Upright P/N 53281-06 or 53407-06, Standard Heritage Style Sissy Bar Upright P/N 52731-00 and Standard Round Bar Sissy Bar Upright P/N 52300018 or 52300020.

- 1. **52612-95** Smooth Top-Stitched.
- 2. **52412-79A** Embossed Bar & Shield Logo.
- 3. **52348-97** Heritage Classic Bucket.
- 4. **52347-97** Fat Boy® Bucket.
- 5. **51132-98** Smooth Bucket.



B. BACKREST PADS

ENJOY THE RIDE

The relationship between the seat, the handlebar and the foot controls has an enormous impact on the comfort, control and confidence you feel when riding your motorcycle. Once you've picked the bike, it's time to choose the options that match your ride to your personal dimensions.

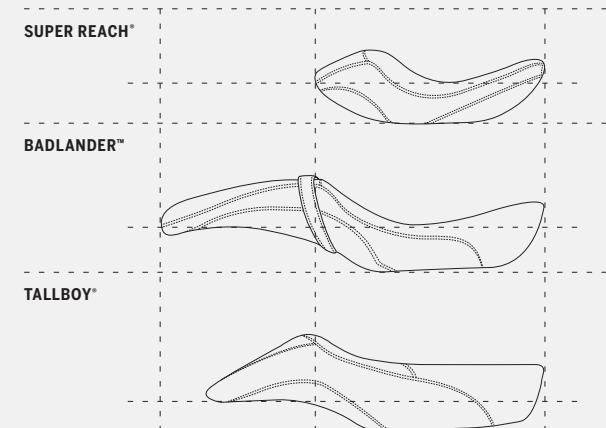


For shorter riders, consider tailoring your fit by changing to a Reach® Seat, Mid Foot Controls and lowered suspension height.



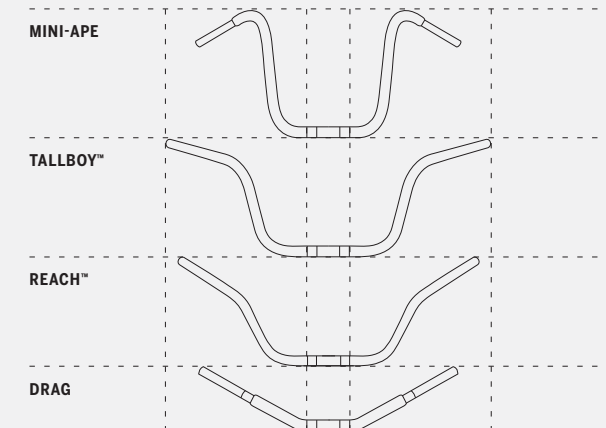
For taller riders, consider altering your ride by changing to a Tallboy® Seat and Tallboy™ Handlebars.

ESTABLISH YOUR POSITION AND FEEL



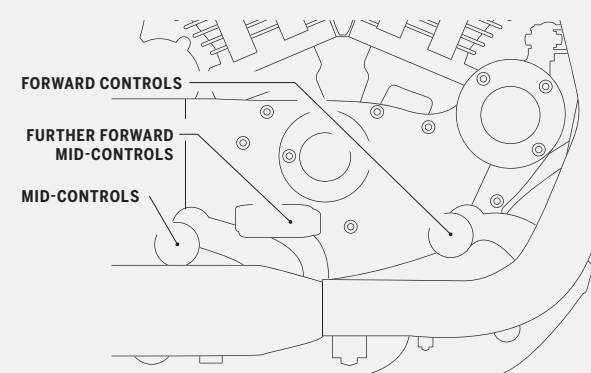
SEATS

Seat height and shape impact rider comfort, fit and confidence. Where the seat positions you relative to the foot controls, hand controls and the ground plays a major role in the quality of your ride.



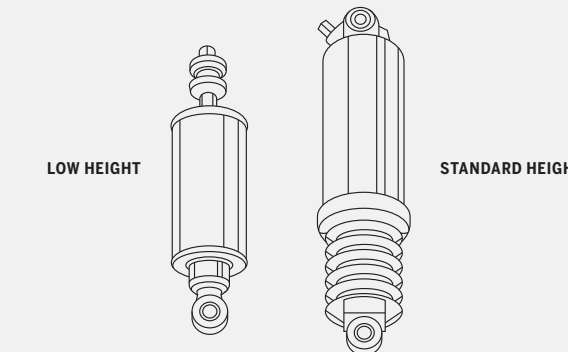
HANDLEBARS

Where the bar positions your arms, hands and wrists directly impacts how you feel on the motorcycle. Choose a bar that falls easily to hand, and does not pull you out of the seat when maneuvering.



FOOT CONTROLS

Repositioning your feet can relieve muscle tension, take pressure off the tailbone and reduce fatigue. The correct riding position can add hours of comfort and hundreds of miles to your daily saddle time.



SUSPENSION

Adjusting your motorcycle's ride height by raising or lowering the suspension is often the first step in fitting the bike to your stature. Being sure-footed at a stop can really increase your sense of confidence.



## 62 CRUISER

### Backrests & Racks

#### A. AIR FOIL PREMIUM LUGGAGE RACK\*

The low-profile aerodynamic styling defines the look of this Luggage Rack. Available in mirror chrome or rich gloss black finish, the die-cast rear "Air Foil" grabs your attention and the Bar & Shield insert adds a signature touch. The elegant round tube rack features inlaid rubber runners for added grip and dedicated bungee mounting points to simplify luggage tie-down. Kit includes all necessary mounting hardware. For added visibility, the rack is designed to incorporate the internal wiring of the Air Foil Rack LED Light Kit P/N 68000076 for a clean look.

Fits '04-later XL models (except XL1200CX) equipped with H-D® Detachables™ Sideplates, '06-'17 Dyna® models (except FXDF, FXDFSE and '10-'17 FXDWG) equipped with Detachable Sideplates, '84-'05 Softail® models (except FLSTN and FXSTD) and '06-'17 FLST, FLSTC, FLSTNSE and FLSTSC models and '06 FLSTF models equipped with Detachable Sideplates.

**54290-11** Chrome.

**54291-11** Gloss Black.



A. AIR FOIL PREMIUM LUGGAGE RACK – CHROME



A. AIR FOIL PREMIUM LUGGAGE RACK – GLOSS BLACK

#### B. LED LIGHT KIT\*\*

This fast-acting LED Light Kit operates as a supplemental rear running light and brake light. The high, center-mount position places the light in the line of sight of following vehicles and the bright, fast-acting LED lamps get you noticed. Wiring is concealed inside the rack tubes for a clean, custom installation.

**68000076** Red Lens.

Fits Air Foil Luggage Rack P/N 54290-11, 54291-11 and Air Wing Sissy Bar Upright P/N 52300146 and 52300147.

Installation requires separate purchase of model-specific Wiring Harness Kit.

**Also available:**

#### LED LIGHT KIT WIRING HARNESS

Required for installation of LED Light Kit on Air Foil Luggage Rack P/N 54290-11 or 54291-11.

**70683-08**

Fits '14-later XL models with Air Foil Luggage LED Light Kit P/N 68000076 or 68000077.

**69368-11**

Fits '04-'13 XL models with Air Foil Luggage LED Light Kit P/N 68000076 or 68000077.



B. LED LIGHT KIT

#### C. FIVE BAR SPORT LUGGAGE RACK – CHROME\*

This rack brings touring flexibility to your motorcycle. Can be used with H-D® Detachables™ or Rigid Mount Sissy Bar Sideplates.

**53862-00**

Fits '04-later XL models (except XL1200CX) equipped with Detachable Sideplates, '06-'17 Dyna models (except FXDF, FXDFSE and '10-'17 FXDWG) equipped with Detachable Sideplates, '84-'05 Softail models (except FLSTN and FXSTD), '06-'17 FLST, FLSTC and FLSTSC models and '06 FLSTF models equipped with Detachable Sideplates. Does not fit with Round Bar Uprights P/N 52300018, 52300020, 52300022 and 52300024.



C. FIVE BAR SPORT LUGGAGE RACK – CHROME

#### D. CUSTOM TAPERED SPORT LUGGAGE RACK\*

Smooth sweeping curves and the brilliant chrome or gloss black finish define the look of this Sport Luggage Rack. Designed to complement both round and square bar Sissy Bar Uprights, this sleek rack adds a practical and stylish touch to the motorcycle.

Fits '04-later XL models (except XL1200CX) equipped with H-D® Detachables™ Sideplates, '06-'17 Dyna® models (except FXDF, FXDFSE and '10-'17 FXDWG) equipped with Detachable Sideplates, '84-'05 Softail® models (except FLSTN and FXSTD) and '06-'17 FLST, FLSTC, FLSTNSE and FLSTSC models and '06 FLSTF models equipped with Detachable Sideplates.

**50300030** Chrome.

**50300031** Gloss Black.




D. CUSTOM TAPERED SPORT LUGGAGE RACK – CHROME



D. CUSTOM TAPERED SPORT LUGGAGE RACK – GLOSS BLACK



E. H-D DETACHABLES SOLO RACK – GLOSS BLACK



G. LOCKING H-D DETACHABLES LATCH KIT – CHROME



G. LOCKING H-D DETACHABLES LATCH KIT – BLACK



F. REAR DOCKING HARDWARE COVER KIT – BLACK



F. REAR DOCKING HARDWARE COVER KIT – CHROME



H. H-D DETACHABLES LATCH KIT – CHROME



H. H-D DETACHABLES LATCH KIT – CHROME

## CRUISER 63

### Backrests & Racks

#### E. H-D® DETACHABLES™ SOLO RACK\*

Add touring capabilities to your solo seat Sportster® model in less than 60 seconds. This detachable Solo Rack fits over the fender when the passenger pillion is removed. The rack features brazed hand-polished tubing and the chrome-plated or gloss black finish adds a stylish flair. Requires Docking Hardware.

Fits '04-later XL models (except XL1200CX) equipped with solo seat. All models require separate purchase of appropriate Docking Hardware. Docking Hardware is Original Equipment on XL1200T models.

**53512-07A** Gloss Black.

#### F. REAR DOCKING HARDWARE COVER KIT

Disguise the rear docking hardware with these easy-to-install covers. The caps slide over the exposed docking points and are held in place by a strong magnetic pull. The caps are easy to remove when you wish to reinstall detachable accessories. Covers are available with brilliant chrome or durable gloss black finish to match your bike's attitude. Sold in pairs.

Fits many accessory docking hardware kits. Refer to the fitment matrix in this P&A Catalog or the Parts & Accessories section of [www.harley-davidson.com](http://www.harley-davidson.com) for details.

**48218-10** Short Chrome (pair).

**48220-10** Large Chrome (pair).

**48035-09** Small Chrome (pair).

**48221-10** Short Black (pair).

**48223-10** Large Black (pair).

**48225-10** Small Black (pair).

#### G. LOCKING H-D® DETACHABLES™ LATCH KIT

This unique lock replaces the camlock on your Harley-Davidson® Detachables™ accessories, providing additional security and peace of mind when parking your vehicle. The kit includes two extended-reach barrel-style keys for easy access to the lock. Key registration and replacement service is available. Sold in pairs.

Fits all models equipped with detachable Sideplates, Racks and Tour-Pak® Luggage Carriers (except '18-later Softail® models with HoldFast™ racks and uprights or '09-later Touring models equipped with detachable Solo Tour-Pak Rack).

**90300087** Chrome.

**90300086** Black.

#### H. H-D DETACHABLES LATCH KIT – CHROME

Decorative chrome latches are the perfect way to enhance the appearance of your detachable accessories. Meticulously polished and chrome-plated, these easy-to-install Rotary Latches are a direct replacement for the Original Equipment satin black parts and are a simple way to add a finishing touch to your ride. Latches feature an easy-to-pull finger release to simplify access in hard-to-reach areas.

**12600036**

Fits all models equipped with detachable Sideplates, One-Piece Sissy Bar Uprights, Racks, and Tour-Pak Luggage Mounting Racks (except '18-later Softail models with HoldFast racks and uprights).



**\*WARNING:** Do not use this rack as a seat. Do not exceed the fender rack weight capacity. Using as seat or exceeding this capacity could cause handling problems, which could result in loss of control and death or serious injury.



**\*\*WARNING:** Disconnecting your DOT-required tail, brake and turn signal lighting could reduce your visibility to others and result in death or serious injury.



**\*WARNING:** Do not use this rack as a seat. Do not exceed the fender rack weight capacity. Using as seat or exceeding this capacity could cause handling problems, which could result in loss of control and death or serious injury.



## 64 CRUISER

### Saddlebags & Luggage

#### A. RIGID LEATHER LOCKING SADDLEBAGS

The push-button latching swing-out lid is easy to operate with one hand and the fine leather surface and brushed chrome medallion add an elegant touch. The hard-shell design retains its shape in all kinds of weather and is covered in leather for a traditional look. Locking hinged lids offer modern convenience and security. Kit includes reflectors. Luggage Capacity: 2400 cubic inches total.

##### 90201321

Fits '04-later XL models (except XL1200CX, XL1200T, XL1200V and International (non-Canadian) XL883N, XL1200N or XL1200X models and models with Rear Axle Covers). Models with side-mount license plates require License Plate/Turn Signal Relocation Kit P/N 73279-10. '11-'20 XL1200C models require Turn Signal Relocation Kit P/N 67800071 (Domestic) or 67800077 (International). All other models require separate purchase of Turn Signal Relocation Kit P/N 68732-02A (Domestic), 68733-02A (International) or Layback License Plate Kit P/N 60215-06. Models equipped with H-D® Detachables™ accessories require separate purchase of Docking Hardware Kit P/N 53544-04 (if not already equipped).

#### B. SYNTHETIC LEATHER SADDLEBAGS

Styled with sweeping lines to complement the Sportster® fender, these bags feature plenty of storage space for a ride to the store or to Sturgis. The rigid plastic tub, wrapped in rich synthetic leather, offers long-term durability. The traditional straps hide quick-disconnect closures for packing convenience and the chrome buckles provide a look that's pure Harley-Davidson. Luggage capacity: 2000 cubic inches total.

##### 90330-08

Fits '04-later XL models (except XL1200T, '02-'03 XL883R, models equipped with Rear Axle Nut covers or Flat Lens Turn Signals and models equipped with 2-into-1 exhaust). '04-later models require separate purchase of Turn Signal Relocation Kit P/N 68732-02A (Domestic), P/N 68733-02A (International) or Layback License Plate Kit P/N 60215-06. '11-'20 XL1200C fitment requires purchase of Turn Signal Relocation Kit P/N 67800071 (Domestic) or 67800077 (International).



A RIGID LEATHER LOCKING SADDLEBAGS



B. SYNTHETIC LEATHER SADDLEBAGS

NOTE: Some Harley-Davidson® saddlebags are made of leather. Fine leathers or other natural materials WILL gain "character," such as wrinkles or wear, with age. This is normal. A fine, aged patina and character wrinkles are a sign of the extremely high-quality materials used to construct your saddlebags. The appearance of scars or marks on the leather are a result of using natural leather panels and should not be thought of as an imperfection. Please use Harley-Davidson® Leather Protectant P/N 93600034 to protect your investment.




C. BLACK STANDARD LINE THROW-OVER SADDLEBAGS – LARGE



C. BLACK STANDARD LINE THROW-OVER SADDLEBAGS – COMPACT



D. SADDLEBAG SUPPORTS – CHROME



D. SADDLEBAG SUPPORTS – GLOSS BLACK



E. SINGLE-SIDED SWINGARM BAG – BLACK LEATHER



F. TOUR-PAK LUGGAGE (SHOWN WITH H-D DETACHABLES SOLO TOUR-PAK MOUNTING RACK)



G. H-D DETACHABLES SOLO TOUR-PAK MOUNTING RACK

## CRUISER 65

### Secondary Page Head

#### C. BLACK STANDARD LINE THROW-OVER SADDLEBAGS

Made of ultra-durable leather-like synthetic featuring a debossed H-D #1 logo, the Black Standard Bags have a simple, black on black style that complements many styling directions and budgets. An internal reinforcement system maintains the bag's shape over time. The "MOLLE-style" system of mounting loops accommodates hook and loop straps and allows for multiple mounting locations and orientations. The bags feature matte black enamel buckles with hidden quick-detach buckles underneath. These Throw-Over Bags feature side gussets for increased capacity and straight and perpendicular mounting loops for easy mounting. Quick-release buckles get you in and out of the bag fast. These Throw-Over Bags can be used with or without a passenger pillion. If used with a passenger pillion, the straps should be mounted under the pillion and the crossover straps feature a soft, non-scratch backing. Installation requires purchase of Saddlebag Support rails and may require the purchase of a Turn Signal Relocation Kit. Large bag measures: 16.5" L x 11.5" H x 7" D. Internal capacity: 1,350CI. Weight capacity: 10 lbs/bag. Compact bag measures: 10" L x 11.5" H x 5.25" D. Internal capacity: 600CI. Weight capacity: 6 lbs/bag.

Fits '82-later XL (except XL1200T), '08-'17 Dyna® (except FLD), '84-'99 Softail®, and '18-later Softail models equipped with H-D® Saddlebag Supports. '18-later Softail models require purchase of Turn Signal Relocation Kit P/N 67800802 or 68700830.

90201770 Large.

90201769 Compact.

#### D. SADDLEBAG SUPPORTS

Keep your throw over-style saddlebags away from the wheel, swingarm and brake caliper. Can be installed on models equipped with rigid-mount sissy bar sideplates and uprights.

90201324 Chrome.

Fits '00-later XL models (except XL1200S, XL1200T and '02-'03 XL883R). Does not fit with H-D® Detachables™ accessories.

90201433 Gloss Black.

Fits '00-later XL models (except XL1200S, XL1200T and '02-'03 XL883R). Does not fit with H-D Detachables accessories.

#### E. SINGLE-SIDED SWINGARM BAG

These bags are constructed of heavyweight leather and feature a pouch-style flap lid that is secured with two quick-disconnect clips. The semi rigid-backed bag is secured to the left side of the bike with easy-to-install brackets and adjustable straps. Luggage capacity: 430 cubic inches total.

90201326A Black Leather.

Fits '04-later XL models equipped with Solo Seats. Does not fit XL1200T. Requires removal of passenger pegs.

#### F. TOUR-PAK® LUGGAGE

Interior will hold one full-face helmet or two half helmets. Kit includes backrest pad, interior rubber mat, hardware and instructions. Luggage capacity: 2500 cubic inches. Dimensions: 18.5" W x 17.0" D x 13.0" H. Racks and docking kits sold separately. International models may require separate purchase of License Plate Relocation Kit P/N 60095-00A.

53690-06A Smooth Vinyl.

Fits '04-later XL (except XL883N, XL1200C, XL1200CX, XL1200N and XL1200T) equipped with Solo Tour-Pak® Rack, '00-'17 Softail® (except FLS, FLSS, FLSTNSE, FLSTSE, FXCW, FXCWC, FXS, FXSB, FXSBSE, FXSE, FXSTD and '09 FXSTSSE) equipped with H-D® Detachables™ Solo or Two-Up Tour-Pak Rack and '97-'13 Touring models equipped with H-D Detachables Two-Up or Solo Tour-Pak Racks.

#### G. H-D® DETACHABLES™ SOLO TOUR-PAK MOUNTING RACK\*\*

The rack is designed to position the Tour-Pak for solo riding. Tour-Pak, Passenger Backrest Pad and Docking Hardware sold separately.

53655-04A

Fits '04-later XL models equipped with solo seat (except XL883N, XL1200C, XL1200CX, XL1200N). Designed to accept Color-Matched Sport Tour-Pak P/N 53929-YYXXX, Leather Tour-Pak P/N 53151-00A, 53147-98B, 53018-04A or 53690-06A. Requires separate purchase of appropriate Docking Hardware.



**\*\*WARNING:** Do not use this rack as a seat. Do not exceed the fender rack weight capacity. Using as seat or exceeding this capacity could cause handling problems, which could result in loss of control and death or serious injury.



## PREMIUM ADJUSTABLE SUSPENSION

Your motorcycle's suspension defines the riding experience. Fast starts, smooth stops and tight control in the corners are all part of the vehicle dynamics controlled by the tuning of the front forks and rear shocks. Screamin' Eagle® Fully Adjustable Suspension components let you dial-in the ride, whether you're cruising the highway, carving up a country road or dodging city potholes.



### 1 COMPRESSION ADJUSTER

Fine-tunes suspension to control the upward wheel movement when hitting a bump

Adjusts the speed at which the suspension compresses

Critical for balancing ride quality and suspension bottoming

### 2 REBOUND ADJUSTER

Fine-tunes the downward wheel movement after riding over bumps or potholes

Adjusts the speed at which the suspension returns from extension

Critical for balancing ride quality and suspension bounce

### 3 PRELOAD ADJUSTER

Critical to setting the proper suspension travel to soak up large potholes and absorb large bumps

Adjusts for rider sag—the amount the suspension drops under the weight of the rider and cargo



A. SCREAMIN' EAGLE FULLY ADJUSTABLE FRONT FORK KIT



A. SCREAMIN' EAGLE FULLY ADJUSTABLE FRONT FORK KIT



B. PREMIUM RIDE EMULSION SHOCKS



B. PREMIUM RIDE EMULSION SHOCKS

### A. SCREAMIN' EAGLE® FULLY ADJUSTABLE FRONT FORK KIT\*

The forks are completely adjustable to match your individual riding style. Set the sag with the adjustable preload then fine-tune the response with adjustable compression and rebound damping. These forks not only perform great, but also add a performance look with the exposed anodized adjusters.

#### 45400176

Fits '04-later XL883, XL883C, XL883R, XL1200V, XL1200R, and '04-'10 XL1200C models. Also fits '10-later XL883N and '11-later XL1200C/CA/CB/CP models with the additional purchase of Screamin' Eagle® Piggyback Shocks P/N 54000125, Jiffy Stand P/N 49722-08BHP and appropriate front brake line.

#### NOTE:

When installing H-D® Braided Two-Piece Modular Brake Lines, use the appropriate upper brake line for your handlebar, and the following lower brake lines:

Non-ABS Diamondback™.	<b>41800412</b>
Non-ABS Diamond Black.	<b>41800413</b>
ABS Diamondback.	<b>41800416A</b>
ABS Diamond Black.	<b>41800417A</b>

### B. PREMIUM RIDE EMULSION SHOCKS\*

These fast shocks offer enhanced compression and rebound damping control when compared to typical twin-tube shock absorbers. The nitrogen gas charged shocks resist oil aeration and work with the internal valve stack to provide superior damping control in the twisties. The large pistons and low viscosity high-performance oil allow these shocks to react quickly to impacts and keep the tires tracking the road surface. With the addition of urethane bumpers, you get a controlled ride and minimized bottoming harshness. Kit includes left and right shock and preload adjustment spanner wrench.

#### 54000077

Low-Profile. Fits '04-'15 XL models (except XL883, XL883R, XL1200R and XL1200T).



**\*WARNING:** Installation of any accessory suspension components may affect cornering clearance and jiffy stand operation. This could distract the rider, causing loss of control and death or serious injury.





# 68 CRUISER

## Foot Controls

### A. PASSENGER FOOTPEG MOUNT KIT – BLACK

Kit includes black mounting brackets, Original Equipment-style footpegs and all necessary mounting hardware.

**50500270**

Fits '14-later XL models.

**50203-04**

Fits '04-'13 XL models.

### B. ADJUSTABLE PASSENGER FOOTPEG MOUNT KIT

Easy to adjust with common tools, the mount adjusts through a 360° range (depending on model), allowing both fore and aft and up and down height adjustment. Kit includes left and right adjustable support assembly and all required mounting hardware. Footpegs sold separately.

**50763-09**

Fits models with H-D® male mount-style passenger footpeg supports (except Softail® models). Does not fit with Heel Raiser Footpeg Kit P/N 50178-09. Does not fit the rider position.

### C. MINI FOOTBOARD KIT

This footboard kit can be installed in place of traditional footpegs and provides a little additional leg support and more options to move your legs around on a long ride. Mini Footboards mount to the standard H-D® style footpeg supports and can be used in many rider, passenger and highway peg applications.

#### Fits rider position:

'02-'17 VRSC™ models with forward controls (except VRSCDX and VRSCF), '15-'20 XG models (except XG750A), '06-earlier XL, '07-'10 XL883, XL883R, XL883C, XL1200C and XL1200R and '07-'11 XL1200L, '91-'17 Dyna® (except FLD) and '84-'17 Softail models with forward controls (except FXCW, FXCWC, FXS, FXSB or FXSBSE).

#### Fits passenger position:

All models with H-D male-mount passenger peg mounts (except '06-earlier VRSC, '03-earlier XL, '05-earlier Dyna and Softail models equipped with Shotgun exhaust). '84-'17 Softail models require separate purchase of Support Kit P/N 50454-09. Does not fit passenger position on '18-later Softail models.

#### Fits highway peg position:

All models with frame-mount or engine guard-mount highway pegs (except Whiskers Adjustable Highway Bar P/N 50855-09 and 50865-09).

**50500139** Small 3.0" – Chrome.

**50500144** Small 3.0" – Gloss Black.

**50500109** Large 4.0" – Chrome.

**50500124** Large 4.0" – Gloss Black.

### D. ADJUSTABLE HIGHWAY PEG SUPPORT KIT\*

So you're not the average Sportster® motorcycle rider. But then again, there is nothing average about Harley-Davidson. These chrome-plated Highway Peg Supports adjust easily and quickly into three height-accommodating positions. Use with your choice of H-D® small male mount-style footpegs (not included). Includes all necessary hardware.

**49053-04A**

Fits '04-later XL models with mid controls (except XL1200C).



A. PASSENGER FOOTPEG MOUNT KIT – BLACK



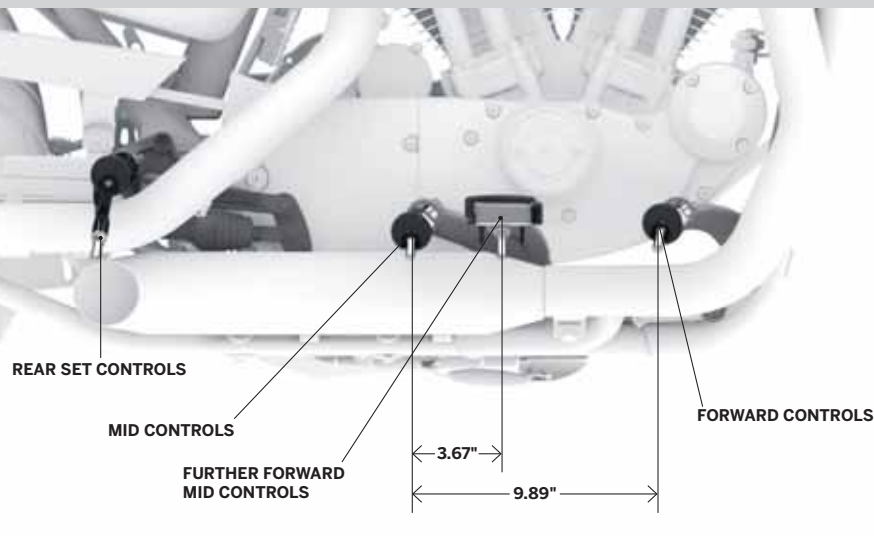
B. ADJUSTABLE PASSENGER FOOTPEG MOUNT KIT



C. MINI FOOTBOARD KIT



D. ADJUSTABLE HIGHWAY PEG SUPPORT KIT



FOOT CONTROL POSITION OPTIONS



E. STANDARD FORWARD CONTROL KIT – CHROME (50700020 SHOWN)



E. STANDARD FORWARD CONTROL KIT – BLACK (33397-07A SHOWN)



F. FURTHER FORWARD MID CONTROL KIT – GLOSS BLACK



G. REAR SET FOOT CONTROLS – SPORTSTER MODELS

# CRUISER 69

## Foot Controls

### SPORTSTER® FOOT CONTROLS

A long stretch to the controls or a knees-high cramped riding position puts strain on your body after even a short ride. Repositioning your feet on the controls relieves muscle tension, takes pressure off the tailbone, and reduces rider fatigue. Where your feet contact the controls can often determine how many miles you can put on in a day.

Many Sportster® models can be equipped with the following foot control configurations:

#### MID CONTROLS:

Original Equipment on some models, Mid Controls position the feet below the knee for a sporting riding posture.

#### STANDARD FORWARD CONTROLS:

Places the legs for a "feet-in-the-wind" laid-back profiling posture.

#### FURTHER FORWARD MID CONTROLS:

Achieves a comfortable foot-down riding position for the taller rider.

### E. STANDARD FORWARD CONTROL KIT\*

Add the stretched-out look and extended riding position to your Sportster model. The complete kit includes all hardware necessary to convert your Sportster model from mid controls to forward controls. Available in your choice of finishes, these forward controls add style and long range comfort. (Footpegs and shifter peg not included.)

Fits '14-later XL models. Requires separate purchase of stock or accessory rider position footpegs with wear pegs that fit '14-later XL1200 models.

**50700020** Chrome with Black Peg Bracket.

**50700021** Black.

Fits '06-'13 XL models with mid-controls (except XL1200CP and XL1200CA). XL1200L requires separate purchase of footpegs P/N 33134-07CAZ and 33135-07CAZ.

**33395-06A** Chrome.

**33397-07A** Black.

### F. FURTHER FORWARD MID CONTROL KIT

Feel a little cramped when your feet are placed on the standard-location mid controls? This kit repositions the controls 3.0" forward of the stock location, eliminating the "knees-high" riding attitude while maintaining a sporty upright riding posture. The forward location provides an open path for your feet to aid maneuvering the bike while parking and improves access to the jiffy stand for a shorter rider. Kit includes control mounts, brake and shift levers, brake rod, mini-footboards with wear pegs and all hardware necessary to convert your mid or forward control-equipped Sportster model.

**50700028** Gloss Black.

Fits '14-later XL models.

### G. REAR SET FOOT CONTROLS – SPORTSTER MODELS

Transform the on-street profile of your Sportster model. Moving the foot controls to a rear-mounted location takes the riding position from a relaxed cruiser to a solo, aggressive, curve-carving posture. When combined with a Clip-On or Clubman Handlebar, the resulting hands-forward and feet-back profile drapes the rider over the bike and makes you feel a part of the machine. This complete gloss black Rear Set Control Kit includes everything you need to move the brake and shift lever to the rear passenger position. This unique kit maintains the standard 1-down and 4-up shift pattern, and can be installed with the Original Equipment low staggered exhaust system. Kit reuses Original Equipment rider footpegs. Installation requires removal of passenger footpegs and footpeg mounts. For solo rider application only.

**50700040** Gloss Black.

Fits '14-later XL883N, XL883L, XL1200CX, XL1200T, and XL1200X models and '18-later XL1200NS and XL1200XS models. Does not fit with Rail Collection Sprocket Cover P/N 34800032. For use with solo seat application only.

Installation of Rear Set Controls requires removal of passenger foot pegs, therefore removal of the Original Equipment two-up seat and installation of a solo-only seat is required. See your Dealer for solo seat options.



**\*WARNING:** Do not use highway pegs under normal stop and go operating conditions. Doing so could result in death or serious injury.



**\*WARNING:** Installation of accessory Forward Control Kits may affect cornering clearance. This could distract the rider, causing loss of control, resulting in death or serious injury.

SPORTSTER



# 70 CRUISER

## Engine Guards

### A. ENGINE GUARD\*

The unique soft curve shape adds style to function. The one-piece Engine Guard is designed to complement the lines of the Sportster® motorcycle and the choice of finishes adds the perfect finishing touch. Add your choice of Engine Guard Mounted Highway Pegs (sold separately) to change your foot position on a long ride.

Fits '04-later XL and XR models (except XL1200CX, XL1200T, '16-later XL1200X, '18-'20 XL1200XS and '11-'20 XL883L). Will not fit with Front Spoilers.

**49060-04** Chrome.

**49215-07** Gloss Black.

Fits '11-'20 XL883L and '14-later XL1200T '20-models. Will not fit with Front Spoilers.

**49287-11** Chrome.

**Also available:** (not shown)

### ENGINE GUARD\*

This highly-polished, chrome-plated guard matches stock plating and works great with the Sportster Forward Controls.

**49018-88C** Chrome.

Fits '82-'03 XL models. '82-early '84 models require Bracket P/N 49014-85. Will not fit with Front Spoilers.



A. ENGINE GUARD – CHROME



A. ENGINE GUARD – GLOSS BLACK




B. MUSTACHE ENGINE GUARD – CHROME



B. MUSTACHE ENGINE GUARD – GLOSS BLACK



C. SOFT LOWERS



D. JIFFY STAND EXTENSION – BLACK



E. CUSTOM GEAR SHIFT LINKAGES



F. FRONT AXLE NUT COVERS

# CRUISER 71

## Front Axle Nut Covers

### E. CUSTOM GEAR SHIFT LINKAGES

Kick your custom into gear with this collection of high-quality Custom Shift Linkages. Available in a variety of designs to match your bike's style, these linkages feature aircraft quality rod ends for easy adjustment and smooth operation. The easy-to-install linkage kit includes a transmission cover and decorative acorn nuts and bolts for a complete custom look.

Fits '04-later XL models equipped with standard forward controls.

**1. 34840-09** Skull.

**2. 33778-09** Black Anodized Slotted.

### F. FRONT AXLE NUT COVERS

Cover the front axle in style. Available in your choice of styles, these custom Axle Nut Covers look great with Original Equipment satin-finish fork sliders or add the finishing touch to a complete chrome or blacked-out front end. Easy to install kits include all necessary mounting hardware. Sold in pairs.

Fits '02-'11 VRSC™ (except VRSCF and VRSCR), '15-'20 XG, '08-later XL, '08-'17 Dyna®, '07-later Softail® (except Heritage Springer™, FLSTNSE, FXCW, FXCWC, FXSB, FXSBSE, FXSE, FXST-Aus, and FXSTD) and '08-later Touring and Trike models. '18-later FLDE, FLFB, FLFBS, FLHC, FLHCS, FLBS, FLFL, FXBB, FXBBS, FXBR, FXBRS and FXLR models require separate purchase of Front Axle Adapter Kit P/N 43000090. '19-'20 FXDRS, '18-later FXFB and FXFBS and '20-later FXLRS and FXLRST models, require separate purchase of Front Axle Adapter Kit P/N 43000159.

**1. 43000212** Machine Cut.

**2. 43000124** Dominion – Gloss Black.

**3. 43000123** Dominion – Bronze.

**4. 44117-07A** Chrome – Die-cast.

**44116-07A** Chrome – Billet.

**5. 43000026** Gloss Black – Die-cast.

**43428-09** Gloss Black – Billet.

**6. 43000177** H-D Motor Co. – Black.

**7. 44148-07A** H-D Motor Co. – Chrome.

**8. 44114-07** Aluminator.

**Also available:**

### Willie G Skull

Fits '02-'11 VRSC (except VRSCF and VRSCR), '15-'20 XG, '08-later XL (except '16-later XL1200X and XL1200XS), '08-'17 Dyna, '07-later Softail (except Heritage Springer, FLSTNSE, FXCW, FXCWC, FXSB, FXSBSE, FXSE, FXST-Aus, and FXSTD) and '08-later Touring and Trike models. '18-later FLDE, FLFB, FLFBS, FLHC, FLHCS, FLFL, FXBB, FXBBS, FXBR, FXBRS, FXLR and FXST models require separate purchase of Front Axle Adapter Kit P/N 43000090. '19-'20 FXDRS, '18-later FLFB and FXFBS and '20-later FXLRS and FXLRST models require separate purchase of Front Axle Adapter Kit P/N 43000159.

**9. 43000096** Black.

**10. 43163-08A** Chrome.

### Brass Collection

#### 11. 43000046

Fits '02-'11 VRSC (except VRSCF and VRSCR), '15-'20 XG, '08-later XL (except '16-later XL1200X and XL1200XS), '08-'17 Dyna, '07-later Softail (except Heritage Springer, FLSTNSE, FLFB, FXCW, FXCWC, FXDRS, FXFB, FXFBS, FXLRS, FXSB, FXSBSE, FXSE, FXST-Aus, and FXSTD) and '08-later Touring and Trike models. '18-later FLDE, FLFB, FLFBS, FLHC, FLHCS, FLFL, FXBB, FXBBS, FXBR, FXBRS, FXLR and FXST models require separate purchase of Front Axle Adapter Kit P/N 43000090. '19-'20 FXDRS, '18-later FLFB and FXFBS and '20-later FXLRS and FXLRST models require separate purchase of Front Axle Adapter Kit P/N 43000159.

**Also available:** (not shown)

Fits '88-'07 XL, '91-'03 FXD, FXDX, FXDXT, FXDL, FXDSCONV, '93-'05 FXDWG, '88-'07 FXR, '87-later FLXR, FXRS-SP and FXWG, '84-'06 Softail (except Heritage Springer and FXSTD) and '80-'99 Touring models.

**43899-86A** Chrome – Die-cast.

**\*WARNING:** Engine guards may provide limited leg and cosmetic vehicle protection under unique circumstances (fall over while stopped, very low speed slide). They are not made nor intended to provide protection from bodily injury in a collision with another vehicle or any other object.

**\*WARNING:** Do not use engine guard footpegs under normal stop and go operating conditions. Doing so could result in death or serious injury.



## 72 CRUISER

Chassis Trim — Front End

### A. DOMINION™ COLLECTION FORK STEM COVERS

Top it off with style. These easy-to-install Fork Stem Covers top off the triple tree for a cohesive look. A perfect complement to other Dominion™ Collection Accessories, these Fork Nut Covers provide the finishing touch to your bike's front end. Sold in pairs.

Fits '06-'17 Dyna® models (except FXDB and FXDSE) and '18-later Softail® models (except FXDRS, FXFB, FXFBS, FXLRS, and FLSB). Also fits '88-'13 XL (except XL1200CX, XL1200X, XL883N) '95-'05 FXD, '93-'05 FXDL, '16-'17 FXDLS, '94-'05 FXDS-CONV, '90-'17 FLS, FLSS, FLSTF, FLSTFB, FLSTFBS and FLSTN, and '86-'17 FLSTC models.

**45800117** Gloss Black.



A. DOMINION COLLECTION FORK STEM COVERS – GLOSS BLACK

### B. DEFIANCE COLLECTION UPPER FORK STEM COVERS

Top it off with style. These easy-to-install Fork Stem Covers continue the Defiance Collection to the top of the triple tree for a cohesive look. The deep radial grooves define the style of the Defiance Collection, and the choice of chrome, black or machine cut finishes complement your bike's polished, chrome or blacked-out front end components. Sold in pairs.

Fits '06-'17 Dyna models and '18-later Softail models (except FXDRS, FXFB, FXFBS, FXLRS, FXLRS, FXLRST and FLSB). Also Fits '88-'13 XL (except XL1200CX, XL1200X, XL883N) '95-'05 FXD, '93-'05 FXDL, '16-'17 FXDLS, '94-'05 FXDS-CONV and '90-'17 FLS, FLSS, FLSTF, FLSTFB, FLSTFBS and FLSTN and '86-'17 FLSTC models

**45500514** Chrome.

**45500515** Gloss Black.



B. DEFIANCE COLLECTION UPPER FORK STEM COVERS – GLOSS BLACK

### C. UPPER FORK STEM COVERS – CHROME

Highlighted with a unique Bar & Shield logo, these polished triple chrome-plated covers add an additional clean-looking appearance to your upper fork. Kit comes complete with three covers, mounting hardware and wrench for easy on-the-spot installation.

**46129-98B**

Fits '88-'13 XL (except XL883C, XL1200C and XL1200S), '95-'05 FXD, '93-'05 FXDL, '16-'17 FXDLS, '94-'05 FXDS-CONV and '90-'17 FLS, FLSS, FLSTF, FLSTFB, FLSTFBS, and FLSTN and '86-'17 FLSTC models.



B. DEFIANCE COLLECTION UPPER FORK STEM COVERS – GLOSS BLACK

### D. BAR & SHIELD LOGO REAR AXLE COVERS

Die-cast cover conceals the side of the swingarm and axle. Unique styling features an embossed Bar & Shield logo. Easy to install without removing the rear wheel. Kit includes all necessary mounting hardware.

Fits '05-later XL883C, XL883L, XL883N, XL1200C, XL1200CX, XL1200L, XL1200N, XL1200NS, XL1200V, XL1200X and XL1200XS models. Also fits '05-later XL models equipped with Low Rear Suspension Kit P/N 54731-04, 54733-04 or 54750-05. (Will not fit models equipped with saddlebags or Chrome Billet Shock Hardware Kit P/N 54337-05.)

**46399-05A** Chrome.

**43013-09A** Gloss Black.



D. BAR & SHIELD LOGO REAR AXLE COVERS – CHROME

### E. SWINGARM PIVOT BOLT COVERS – BRASS COLLECTION

Styled to complement the complete Brass Collection, these easy-to-install components hide the swingarm pivot bolt in classic style. Manufactured from solid brass, these heritage-finished covers feature a natural antique finish that will age and patina when exposed to the elements. Kit includes mounting hardware.

**61400344** Left Side Only.

Fits '14-later XL and '18-later Softail® models.

**61400517** Right Side Only.

Fits '14-later XL models.



E. SWINGARM PIVOT BOLT COVERS – BRASS COLLECTION (61400517 SHOWN)

### F. SHOCK BOLT COVERS

It's the details that complete the look of your bike. These Shock Bolt Covers are designed to hide the upper shock mounting hardware and provide a custom look to the rear of your bike. Easy to install, the kit includes left and right bolt covers and all required mounting hardware.

Fits '04-'16 XL and '06-'17 Dyna® models (except FLD, FXDF, FXDL and FXDLS). Does not fit with H-D® Detachables™ Leather Saddlebag Kit P/N 90181-08A.

**54000016** Chrome.

**54000017** Gloss Black.



F. SHOCK BOLT COVERS – GLOSS BLACK



B. DEFIANCE COLLECTION UPPER FORK STEM COVERS – CHROME



C. UPPER FORK STEM COVERS – CHROME



D. BAR & SHIELD LOGO REAR AXLE COVERS – GLOSS BLACK



F. SHOCK BOLT COVERS – CHROME



F. SHOCK BOLT COVERS – GLOSS BLACK



G. SWINGARM – CHROME



I. BUCKSHOT LOWER BELT GUARD – GLOSS BLACK



K. SPROCKET HARDWARE – CHROME HEX HEAD



L. REAR SPROCKET BOLT COVER KIT



H. BUCKSHOT UPPER BELT GUARD – GLOSS BLACK



J. BRAKE CALIPER KIT – CHROME (44395-00A SHOWN)



## CRUISER 73

Chassis Trim — Rear End

### G. SWINGARM – CHROME

The ultimate chrome accessory, polished to the highest standard using bright plating to match Original Equipment chrome. Affordable and convenient, with no troublesome exchanges necessary. Factory specifications guarantee exact fitment, unparalleled quality and an affordable price. Stamped with the Harley-Davidson Bar & Shield logo.

**48434-05A**

Fits '05-later XL models (except XL1200T).

### H. BUCKSHOT UPPER BELT GUARD – GLOSS BLACK

Add the blacked-out look of the Nightster® motorcycle to your Sportster® model. The perforated Buckshot design visually lightens the belt guard and adds a raw, purposeful edge to the bike's profile.

**60300196**

Fits '04-later XL models.

### I. BUCKSHOT LOWER BELT GUARD – GLOSS BLACK

This handsome gloss black steel guard replaces the Original Equipment plastic debris deflector to provide a rich smooth surface that complements the upper belt guard and swing-arm. The perforated Buckshot design adds an open look while protecting the belt from stones and debris.

**57100297**

Fits '04-later XL models.

### J. BRAKE CALIPER KIT – CHROME

Add the shine of chrome to your front end with this highly polished Chrome Front Brake Caliper Kit. Manufactured from Original Equipment components for proven performance, these calipers are a great addition to the stock front end or they add the finishing touch to a complete custom with chrome wheels, rotors and chrome fork sliders.

**44395-00A** Front – Single Disc.

Fits '00-'03 XL, '00-'07 Dyna® and '00-'07 Softail® models (except Springer) equipped with single disc front brakes.

Brake pads sold separately.

### K. SPROCKET HARDWARE – CHROME HEX HEAD

This kit includes highly polished, chrome-plated, grade 8 hex-head screws with chrome-plated washers, providing an extra custom accent. The perfect addition to the chrome sprocket. Made from the same Original Equipment bolts to ensure product integrity. Also works with chrome belt sprocket covers and Original Equipment sprockets.

**94708-98**

Fits '91-later XL and '93-'99 Dyna and Softail models.

### L. REAR SPROCKET BOLT COVER KIT

These chrome-plated covers with internal spring clips hide the Original Equipment sprocket bolts for a clean, custom look. Set of 5 covers.

**43876-04**

Fits '04-later XL, '93-'17 Softail and '99-later Touring models with Original Equipment 7/16" hex head sprocket mounting bolts (5/8" hex across the flats).



# 74 CRUISER

Oil Cooler & Gauges

## A. PREMIUM OIL COOLER KIT

This oil cooler was designed specifically for Harley-Davidson to out-perform all other coolers in the industry. The cooler features a unique "Turbulator" system that evenly distributes oil across the cooling chambers. The air fins are designed to efficiently dissipate heat. The oil cooler has been designed to simplify installation and enhance performance. Kit comes complete with mounting hardware and precut oil lines.

**62700082** Side-Mount.  
Fits '04-later XL models. Does not include an integrated thermostat.

## B. COMBINATION DIGITAL SPEEDOMETER/ANALOG TACHOMETER – 4"

Maintain the clean view over the handlebar. This unique Combination Speedometer/Tachometer allows you to monitor engine speed without additional handlebar-mounted gauges. The unit mounts in the stock dash opening and is a direct plug-in installation. The backlit gauges include a large LCD (liquid crystal display) information screen that displays odometer/tripmeter data, miles-to-empty readings, an easy-to-read segmented fuel display, a gear position indicator and clock. This valuable information is available to the rider at a glance. The gauge features push-button adjustable backlighting with over 600 color tone options, allowing the rider to adjust pointer, LCD and backlighting colors to match any paint scheme or viewing preference. The digital speed reading can be easily toggled between mph and kph to simplify cross-border travel. Mileage reinstatement resides in the vehicle ECM so initial mileage will be uploaded at the time of installation.

NOTE: As a result of different vehicle capabilities, the following exceptions apply: Gear position not available on '04-'07 models, range function not available on '04-'06 XL models and '04-'08 Dyna® models, fuel level function not available on '04-'06 XL models.

**70900475** Spun Aluminum Dial, MPH/km/h U.S. models. Fits '14-later XL, '12-'17 Dyna and '11-'17 Softail® models equipped with 4" speedometer. XL models require separate purchase of Fuel Sensor Kit P/N 61200008A to make use of the fuel level and range function.

**70900100C** Spun Aluminum Dial, MPH/km/h Non-U.S. models. Fits '14-later XL, '12-'17 FXDB and FXDWG, '11-'17 FXCWC, FXS and FXSB models with 4" speedometer. XL models require separate purchase of Fuel Sensor Kit P/N 61200008A for fuel level and range function.

**70900274** Spun Aluminum Dial, MPH/km/h Worldwide Models. Fits '04-'13 XL (except XR, XL50 and '04-'08 XL1200R), '04-'11 Dyna models with 4" speedometer and '08-'10 FXCW and FXCWC models. '07-'13 XL models require separate purchase of Fuel Sensor Kit P/N 61200008A to make use of the fuel level and range function. Does not fit XL883 models equipped with Screamin' Eagle® 1200cc Stage I Conversion Kit P/N 29784-07 and 30003-10.

## C. SPORTSTER® FUEL GAUGE KIT\*

Keep an eye on your Sportster® model fuel level without watching how many miles you have traveled. In-tank sending unit employs capacitive sensing technology to accurately monitor the fuel level and relays the information to a handlebar-mounted LED indicator for at-a-glance viewing. The segmented LED display is set into a distinctive housing that replaces the brake master cylinder cover on the right hand control. The individual LED segments glow when the tank is full and count down one by one as the fuel level drops. Kit includes sending unit, LED master cylinder cover, wiring harness and all necessary installation hardware.

**75031-09** Black.  
Fits '07-later XL and '08-'13 XR models. '14-later XL models require separate purchase of Electrical Connection Kit 72673-11.

\*Some local regulations prohibit using colored lights during vehicle operation on public streets. May not conform to local lighting regulations.



A. PREMIUM OIL COOLER KIT



B. COMBINATION DIGITAL SPEEDOMETER/ANALOG TACHOMETER – 4"



C. SPORTSTER FUEL GAUGE KIT – BLACK



D. OIL LEVEL AND TEMPERATURE DIPSTICK WITH LIGHTED LCD READOUT – CHROME



E. OIL DIPSTICK WITH TEMPERATURE GAUGE – '04-LATER SPORTSTER



F. DIPSTICK BEZEL – GLOSS BLACK



G. OIL TANK COVER



D. OIL LEVEL AND TEMPERATURE DIPSTICK WITH LIGHTED LCD READOUT – GLOSS BLACK



E. OIL DIPSTICK WITH TEMPERATURE GAUGE – '82-'03 SPORTSTER



G. BATTERY COVER

# CRUISER 75

Chassis Trim

## D. OIL LEVEL AND TEMPERATURE DIPSTICK WITH LIGHTED LCD READOUT

New and improved capacitive level sensing technology provides the highest degree of accuracy and durability. Now available in chrome and black, these dipsticks allow you to check your oil level and oil temperature with the push of a button. Add function and style by replacing your stock dipstick with this hardworking version. No more grabbing a rag to pull your hot dipstick. No more oil drips on your pipes and on the garage floor. These stylish yet hard-working dipsticks allow you to check your oil level and oil temperature with the push of a button. Simply push the button and this dipstick lights up with a brilliant backlight. Oil level is indicated by a four-segment readout – it even reminds you to check your oil when it is hot. Capacitive level sensing technology provides the highest degree of accuracy and durability. The waterproof LCD (liquid crystal display) readout operates on a long-lasting, replaceable lithium coin-type battery (P/N 91800066). Display features a low battery indicator and press-and-hold feature to toggle between Fahrenheit and Celsius.

Fits '04-later XL and XR models.

**62700009** Chrome.

**62700011** Gloss Black.

## E. OIL DIPSTICK WITH TEMPERATURE GAUGE

Replace your Original Equipment oil dipstick with this custom-styled version featuring an easy-to-see mechanical temperature readout with Harley-Davidson logo. A chrome-plated cap completes the styling and provides an easy grip for removal.

**63023-05** Fits '04-later XL and XR models.

**62667-87TA** Fits '82-'03 XL models.

## F. DIPSTICK BEZEL – GLOSS BLACK

This gloss black Dipstick Bezel replaces the Original Equipment chrome or satin silver bezel and completes the blacked-out look of the Sportster® model's right side oil tank cover. This bezel complements the available Gloss Black LCD Oil Level and Temperature Dipstick P/N 62700011. Includes replacement push nut for installation.

**57200159**

Fits '04-later XL models.

## G. CUT BACK SIDE COVERS

Instantly transform the profile of your Sportster motorcycle. These Cut Back Side Covers feature a unique two-piece design with a cutaway, technical look. The combination of gloss black and textured black surfaces visually reduces the size of the side covers, and the raised "speed lines" impart a sense of forward motion. The side covers feature improved mounting tabs for easy and secure installation. Right-side oil tank cover features a gloss black dipstick surround to add to the blacked-out look. Oil Tank Cover and Battery Cover are sold individually.

Fits '14-later XL models.

**57200139** Oil Tank Cover.

**57200140** Battery Cover.

SPORTSTER



# 76 CRUISER

Chassis Trim

## A. FUEL TANK TRIM PANEL KIT – CHROME

Set your fuel tank apart from the rest with this mirror chrome Fuel Tank Trim Panel. Fits around the stock fuel cap and is adhesive backed.

**61653-04**

Fits '04-later XL883C, XL1200C and XL1200L models. Also fits '04-later XL models equipped with a Sportster® Large Capacity Fuel Tank and Installation Kit P/N 62999-04 or 62999-07.

## B. BATTERY SIDE COVER – CHROME

This chrome-plated cover is designed for use with the Harley-Davidson® AGM sealed maintenance-free batteries and can be used in combination with Battery Top Cover P/N 66367-97 or 66368-97.

**66718-01**

Fits '97-'03 XL models and '97-'05 Dyna® models.

## C. LOUD HORN KIT

Grab everyone's attention. Engineered to be 3dB louder (at 2 meters) than the Original Equipment front-mounted horn, this Horn Kit is tuned to a frequency that helps cut through the background noise. Designed to be a plug-in replacement for the factory horn, this easy-to-install option is available in your choice of brilliant chrome or gloss black finish. The traditional Bar & Shield logo adds a classic finishing touch.

Fits '96-later XL and '08-'13 XR models with front-mount horn.

**69000007** Chrome.

**69000009** Gloss Black.

## D. LOUD SIDE-MOUNT HORN KIT

Get noticed. Ride with increased confidence with a loud horn that will grab everyone's attention. Engineered to be 5dB louder (at 2 meters) than the '13-earlier Original Equipment side-mounted horn. The loud horn is stock on '14-later models equipped with side-mount horns. Designed to be a plug-in replacement that is easy to install. Fits all H-D® side-mount horn covers.

**69060-90H**

Fits '91-'17 VRSC™, '91-later XL1200C and XL1200V, '91-'17 Dyna (except '14-'17 FXDL), '91-'17 Softail® (except FLSTS, FLSTSC, FXCW, FXCWC, FXS, FXSB and FXSBSE), '91-later Touring and '09-later Trike models. Stock on '14-later models equipped with a side-mount horn.

## E. SIDE-MOUNT HORN KIT – CHROME

Convert your stock Sportster horn to the look of a Big Twin.

**69112-95E**

Fits '92-later XL883, XL883C, XL883H, XL883L, XL883N, XL833R, XL1200, XL1200L, XL1200N, XL1200NS, XL1200R, XL1200V, XL1200X and XL1200XS and '08-'13 XR models.



A. FUEL TANK TRIM PANEL KIT – CHROME



B. BATTERY SIDE COVER – CHROME



C. LOUD HORN KIT – CHROME



C. LOUD HORN KIT – GLOSS BLACK



D. LOUD SIDE-MOUNT HORN KIT



E. SIDE-MOUNT HORN KIT – CHROME



G. DOMINION FUEL CAP – GLOSS BLACK



G. DOMINION FUEL CAP – BRONZE



H. FLUSH-MOUNT FUEL CAP – CHROME



H. FLUSH-MOUNT FUEL CAP – GLOSS BLACK

# CRUISER 77

Chassis Trim

## G. DOMINION™ COLLECTION FUEL CAPS

Add a custom touch to your tank. Styled to reflect your attitude, these fuel caps are the perfect match for your ride. The fuel cap is easy to install and features a ratcheting design to ensure that the design faces the correct direction.

Fits '92-later XL, '92-'17 Dyna® (except '04-'17 FXD, FXDX, '05-'06 FXDC and '07 FXDSE), '00-later Softail® (except FXSTD, and '07-'08 FXSTSSE), '94-later Road King® and '15-later Freewheeler® models. Does not fit models equipped with Original Equipment locking or tethered fuel caps or Softail models with Low-Profile Chrome Fuel Tank Console P/N 71208-07. Use on '13-'14 FXSBSE requires removal of stock flush mount trim ring.

**61100107A** Gloss Black.

**61100106** Bronze.

## H. FLUSH-MOUNT FUEL CAPS

Emphasize the long and lean look of the fuel tank. This Flush-Mount Fuel Cap Kit offers a pop-up filler design that replaces the Original Equipment twist-on fuel cap. A simple push and the fuel filler cap pops up to provide ample grip, even while wearing gloves. Easy to install, the cap assembly screws into position and the self-adhesive decorative ring finishes the look. Complete kit includes screw-in mount, pop-up cap and matching trim ring.

Fits '98-later XL models equipped with 3.3 gal (12.5 L) fuel tank.

**63133-10B** Chrome.

**63134-10B** Gloss Black.

Fits '98-later XL models equipped with 2.1 gal (7.9 L) or 4.5 gal (17.0 L) fuel tank. Does not fit '04-'10 XL1200C models.

**63139-10B** Chrome.

**63140-10B** Gloss Black.

SPORTSTER



# 78 CRUISER

Windshields

## A. QUICK-RELEASE COMPACT WINDSHIELD

Combine the classic Harley-Davidson® windshield shape with a revolutionary new attachment system and you have the best of style and function. The windshield mounts to the fork tubes with elegant die-cast lever-release clamps, so the windshield does not require any leave-behind docking hardware. You get quick on-and-off convenience and a clean, custom look. No tools are required and the kit includes everything needed to install the windshield. The tough, hard-coated polycarbonate windshield is available in your choice of traditional polished or gloss black horizontal and vertical braces.

Fits '06-'17 Dyna® (except FLD, FXDWG, FXDF and FXDSE) and '18-later FXBB, FXBBS, FXLR and FXST models. FXDLS models require the removal of Original Equipment Wind Deflector.

**58346-06** 18" Clear – Polished Braces.  
Windshield dimensions: Overall height – 26.8"; width – 19.7".

**58348-06** 14" Light Smoke – Polished Braces.  
Windshield dimensions: Overall height – 22.8"; width – 19.5".

Fits '06-'17 FXDWG, '13-'17 FXSB and FXSBSE and '18-later FXBR and FXBRS models.

**58387-06** 18" Clear – Polished Braces.  
Windshield dimensions: Overall height – 26.8"; width – 19.5".

**58444-06** 14" Light Smoke – Polished Braces.  
Windshield dimensions: Overall height – 22.8"; width – 19.5".

Fits '08-'17 FXDF and FXDFSE models.

**57338-08** 19" Clear – Polished Braces.  
Windshield dimensions: Overall height – 27.0"; width – 19.6".

**58617-09** 19" Clear – Black Braces.  
Windshield dimensions: Overall height – 27.0"; width – 19.6".

**58630-09** 15" Light Smoke – Black Braces.  
Windshield dimensions: Overall height – 23.0"; width – 19.6".

Fits '88-later XL (except XL1200CX, XL1200T, XL1200X, XL1200XS and '11-later XL883L and XL1200C). XL1200NS requires removal of headlight visor. Also fits '91-'05 Dyna models (except FXDWG and FXDXT).

**58063-04** 18" Clear – Polished Braces.  
Windshield dimensions: Overall height – 26.8"; width – 19.7".

**58706-09** 18" Clear – Black Braces.  
Windshield dimensions: Overall height – 26.8"; width – 19.7".


**58602-04** 14" Light Smoke – Polished Braces.  
Windshield dimensions: Overall height – 22.8"; width – 19.5".

**58703-09** 14" Light Smoke – Black Braces.  
Windshield dimensions: Overall height – 22.8"; width – 19.5".

Fits '93-'05 FXDWG and '86-'15 FXST, FXSTB and FXSTC models.

**59802-05** 19" Clear – Polished Braces.  
Windshield dimensions: Overall height – 23.8"; width – 21.4".

**57199-05** 16" Light Smoke – Polished Braces.  
Windshield dimensions: Overall height – 20.8"; width – 21.4".



A. QUICK-RELEASE COMPACT WINDSHIELD – POLISHED BRACES



A. QUICK-RELEASE COMPACT WINDSHIELD – 15", GLOSS BLACK BRACES (SHOWN WITH TURN SIGNAL RELOCATION KIT)



B. QUICK-RELEASE SUPER SPORT WINDSHIELD (57300-06 SHOWN)



B. QUICK-RELEASE SUPER SPORT WINDSHIELD (57388-08 SHOWN)



C. H-D DETACHABLES TALL WINDSHIELD – SWITCHBACK

# CRUISER 79

Windshields

## B. QUICK-RELEASE SUPER SPORT WINDSHIELD

Reduces the pounding of wind and shower of bugs, but keeps the wind-in-the-hair feeling. Ideal for a cool morning ride, the sleek profile of the Super Sport Windshield hugs the front headlamp for a sporty look. The windshield mounts to the fork tubes with elegant die-cast lever-release clamps, so the windshield does not require any leave-behind docking hardware. You get quick on-and-off convenience and a clean, custom look. No tools are required and the kit includes everything needed to install the windshield.

**57300-06** 19" Light Smoke.  
Fits '06-'17 Dyna® (except FLD, FXDWG, FXDF and FXDSE) and '18-later Softail® FXBB, FXBBS, FXLR and FXST models. FXDLS models require the removal of Original Equipment Wind Deflector. Windshield dimensions: Overall height-25.0"; width-20.1".

**57301-06** 19" Light Smoke.  
Fits '06-'17 FXDWG, '13-'17 FXSB and FXSBSE and '18-later FXBR and FXBRS models. Windshield dimensions: Overall height – 25.0"; width – 20.1".

**57838-08** 19" Light Smoke.  
Fits '88-later XL (except XL1200CX, XL1200T, XL1200X and '11-later XL883L and XL1200C) and '91-'05 Dyna models (except FXDWG and FXDXT). XL Custom models require Front Directional Relocation Kit P/N 68517-94A. Windshield dimensions: Overall height – 25.0"; width – 20.1".

## C. H-D DETACHABLES TALL WINDSHIELD – SWITCHBACK™ MODEL

Get maximum protection from the wind. The detachable shield can be removed and reinstalled in seconds to tailor your bike to different riding conditions.

**57400120** 20" Clear.  
Fits '12-'16 FLD models. Windshield dimensions: Overall height – 27.0"; width – 24.0".

DYNA



# 80 CRUISER

Windshields

## A. QUICK-RELEASE TOURING WINDSHIELD

The Touring Windshield features an aerodynamic design shaped to provide hours of riding comfort. The additional center width directs airflow past the hand grips and deflects rain and road debris around the rider. The windshield mounts to the fork tubes with elegant die-cast lever-release clamps, so the windshield does not require any "leave-behind" docking hardware. You get quick on-and-off convenience and a clean, custom look. No tools are required and the kit includes everything needed to install the windshield. The tough, hard-coated polycarbonate windshield features traditional polished horizontal and vertical braces.

**57015-06** 19" Clear.  
Fits '06-'17 Dyna® models (except FLD, FXDF, FXDSE and FXDWG). FXDLS models require the removal of the stock wind deflector. Windshield dimensions: Overall height – 26.3"; width – 25.0".

## B. H-D® DETACHABLES™ SUPER SPORT WINDSHIELD

Super is an apt description for this do-it-all windshield with detachable convenience and sport styling. The windshield mounts to the fork tubes with H-D® Detachables™ Docking Hardware (sold separately) for easy on-and-off convenience and a quick return to a sporting profile.

**57965-97A** 18" Light Smoke.  
Fits '93-'05 FXDWG, '80-'86 FXWG and '84-'15 FXST, FXSTB and FXSTC models. Use Docking Hardware Kit P/N 58350-96. Windshield dimensions: Overall height – 22.3"; width – 17.8".

**Shown with:  
DOCKING HARDWARE FOR H-D DETACHABLES WINDSHIELDS**

**58164-96A** For 39mm Forks.  
Required for installation of H-D Detachables Windshields on '88-later XL (except XL1200CX, XL1200X, XL1200XS and '11-later XL1200C) and '91-'05 Dyna models (except FXDWG and FXDXT). XL and Dyna models with Front Turn Signals originally located on the upper triple clamp may require the additional purchase of Turn Signal Wiring Kit P/N 72389-96.

**58350-96** For 41mm Forks.  
Required for installation of H-D Detachables Windshields on '93-'05 FXDWG, '80-'86 FXWG and '84-'17 FXST, FXSTB and FXSTC models.

## C. SPORT WINDSHIELD KIT

Formed of polycarbonate and hard-coated to resist scratching. Light smoke windshield is contoured to fit the headlamp and incorporates adjustable four-point mounting. Functional styling helps deflect wind to reduce upper body fatigue.

**58192-87A** 18" Light Smoke.  
Fits '88-later XL (except XL883C, XL1200C, XL1200CX, XL1200T, XL1200, XL1200XS and '11-later XL883L). XL1200NS requires removal of headlight visor. Also Fits '95-'05 Dyna models (except FXDWG and FXDXT). Includes black mounting hardware. Windshield dimensions: Overall height – 18.5"; width – 16.3".



A. QUICK-RELEASE TOURING WINDSHIELD – CLEAR



B. H-D DETACHABLES SUPER SPORT WINDSHIELD



C. SPORT WINDSHIELD KIT



D. H-D DETACHABLES QUARTER FAIRING KIT – VIVID BLACK



E. HEADLAMP VISOR KIT – VIVID BLACK



F. MID-FRAME AIR DEFLECTOR (DYNA SWITCHBACK SHOWN)



G. SOFT LOWERS



G. SOFT LOWERS

# CRUISER 81

Windshield Accessories

## D. H-D® DETACHABLES™ QUARTER FAIRING KIT\*

Sleek, racy styling and sweeping lines define this innovative fairing. The quarter fairing-sized detachable design gives your bike a whole new sporty look that can be changed in an instant. Available in primed or Vivid Black finish, the fairing is interchangeable with H-D® Detachables™ Windshields, giving you plenty of options for cruising or touring. Plus, the windshield has a two-position adjustment feature for flexibility.

Fits '88-'12 XL (except XL883C, XL883N, XL1200C, XL1200CX, XL1200T, XL1200V, XL1200X and '11-later XL883L), FXR and '95-'05 Dyna® models (except FXLR, FXDWG and FXDXT). Requires the installation of Docking Hardware Kit P/N 58164-96A.

**57070-98** Primed.  
**57070-97DH** Vivid Black.

## E. HEADLAMP VISOR KITS\*

Add an element of racy style to stock headlamps with these visors. Available in Primed or Vivid Black Harley-Davidson® paint.

Fits '95-later XL (except XL883C, XL1200C, XL1200CX, XL1200V, XL1200X and XL1200XS), '95-'05 Dyna (except FXDXT and FXDWG) and '82-'94 FXR and FXRS models. Does not fit with Clip-On Handlebar P/N 55800647.

**68129-97** Primed.  
**68129-98DH** Vivid Black.

Fits '84-'99 FXST, FXSTC and '91-'05 FXDWG models.

**68971-98B** Primed.

## F. MID-FRAME AIR DEFLECTOR

Improve rider comfort during the summer riding season. Designed for severe duty and extreme temperature applications, these inconspicuous black deflectors attach to the frame and surround the top of the rear cylinder head. The scoop shape captures the moving air and uses the flow to direct the heat down and away from the rider to improve comfort. Kit includes all required mounting hardware.

**29200011**  
Fits '06-'17 Dyna models. '06-'11 models require removal of Original Equipment coil cover and separate purchase of Coil Mounting Screws P/N 4717A (Qty 2). Does not fit with accessory Coil Covers P/N 31709-04 or 74616-04. Does not fit with Digital Oil Pressure Gauge P/N 75138-09 or 75340-09.

## G. SOFT LOWERS

Extend your riding season. Full coverage Soft Lowers provide wind and mud protection for the rider's legs and boots and minimize cold updrafts as the weather changes. Covers are custom-shaped to hug the engine guard to minimize flapping and they simply clip in place for speedy installation as the weather changes. Two-way zippered outer edge accommodates guard-mounted highway pegs in almost any position. Reflective piping provides added visibility and convenient zippered pockets provide additional storage for maps or other small items.

**57100212**  
Fits '06-'17 FXD, FXDB, FXDC and FXDL models equipped with Engine Guard P/N 49010-06 or 49320-09. Does not fit models with forward controls or footboards.

\*NOTE: This product is a "Paint to Order" accessory. Please allow for an average of 5 weeks' delivery for this item.

DYNA



## ENJOY THE RIDE

The relationship between the seat, the handlebar and the foot controls has an enormous impact on the comfort, control and confidence you feel when riding your motorcycle. Once you've picked the bike, it's time to choose the options that match your ride to your personal dimensions.

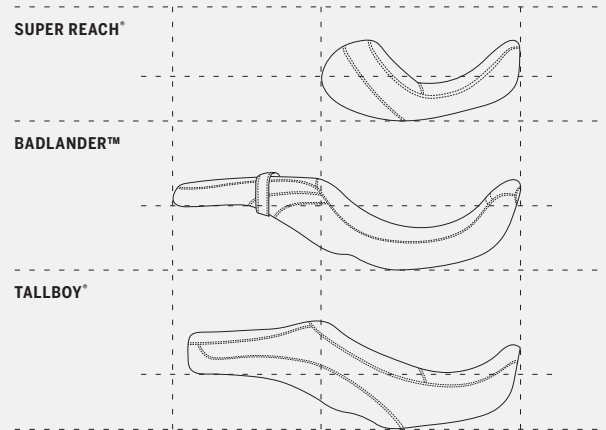


For shorter riders, consider tailoring your fit by changing to a Reach® Seat, Mid Foot Controls and lowered suspension height.



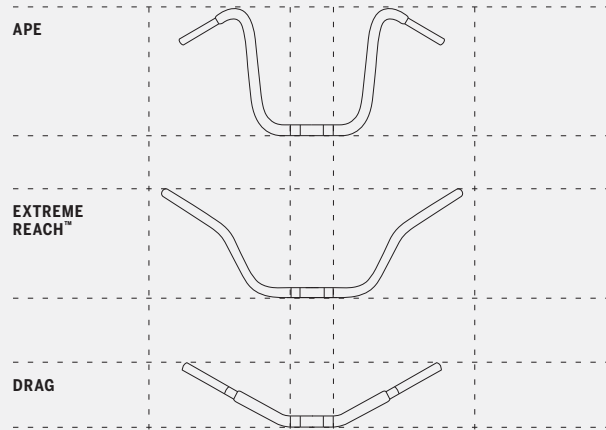
For taller riders, consider altering your ride by changing to a Tallboy® Seat and Extended Foot Controls.

### ESTABLISH YOUR POSITION AND FEEL



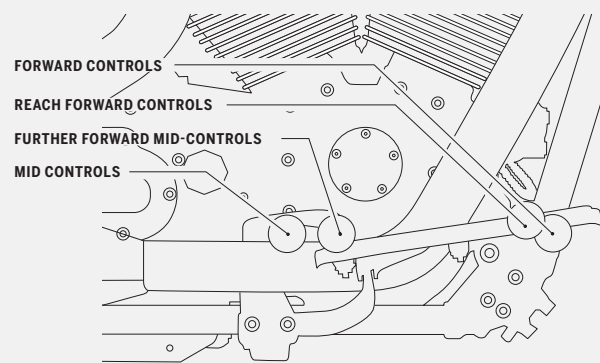
#### SEATS

Seat height and shape impact rider comfort, fit and confidence. Where the seat positions you relative to the foot controls, hand controls and the ground plays a major role in the quality of your ride.



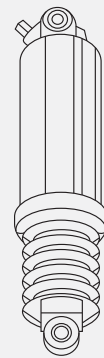
#### HANDLEBARS

Where the bar positions your arms, hands and wrists directly impacts how you feel on the motorcycle. Choose a bar that falls easily to hand, and does not pull you out of the seat when maneuvering.



#### FOOT CONTROLS

Repositioning your feet can relieve muscle tension, take pressure off the tailbone and reduce fatigue. The correct riding position can add hours of comfort and hundreds of miles to your daily saddle time.



#### STANDARD HEIGHT

#### SUSPENSION

Adjusting your motorcycle's ride height by raising or lowering the suspension is often the first step in fitting the bike to your stature. Being sure-footed at a stop can really increase your sense of confidence.

Seating – Reach® & Tallboy®



A. SUPER REACH SOLO SEAT

#### A. SUPER REACH® SOLO SEAT

Get a little bit closer. Super Reach® forward position seats are designed to move riders with a shorter inseam even closer to the controls and to bring the legs about 1.0" closer together so that your feet rest firmly on the pavement. The scooped bucket-shaped saddle is enhanced with added back support padding to move the rider up to 1.0" lower and 3.0" forward. The combination positions the rider closer to the hand and foot controls to offer both comfort and confidence. For a two-up ride, combine the solo seat with the Touring Passenger Pillion P/N 51404-10 (sold separately).

**54384-11**  
Fits '06-'17 Dyna® models. Seat width 10.5".

#### B. REACH SEAT

Designed specifically for riders requiring a close to the bar riding position, this seat positions the rider approximately 1.0" forward, closer to the hand and foot controls. The narrow front profile brings your legs closer together to help you plant your feet firmly on the ground. The seat features a textured vinyl insert and a Harley-Davidson logo that shows you are riding in style.

**52288-06**  
Fits '06-'17 Dyna models. FXD, FXDB and FXDLS models require separate purchase of Seat Bumper Kit P/N 51653-06, Passenger Footpegs and Passenger Footpeg Mounting Kit P/N 50210-06. Seat width 12.0"; passenger pillion width 9.0".



B. REACH SEAT

#### C. TALLBOY® SEAT

Stretch your legs in style. The Tallboy® one-piece seat moves the rider back 1.75" and up 2.0" as compared to the Original Equipment seat. The new position allows additional leg and arm movement for the long-limbed rider and a comfortable seating space for the open road. The Tallboy Seat also features a wide pillion for added passenger comfort.

**51471-06**  
Fits '06-'17 Dyna models. FXD, FXDB and FXDLS models require separate purchase of Seat Bumper Kit P/N 51653-06, Passenger Footpegs and Passenger Footpeg Mounting Kit P/N 50210-06. Seat width 16.0"; passenger pillion width 12.0".



Reach Seats



Tallboy Seats



C. TALLBOY SEAT

NOTE: Some Harley-Davidson® seats are made of leather. Fine leathers or other natural materials WILL gain "character;" such as wrinkles or wear, with age. This is normal. A fine, aged patina and character wrinkles are a sign of the extremely high-quality materials used to construct your seat or backrest. The appearance of scars or marks on the leather are a result of using natural leather panels and should not be thought of as an imperfection. Please use Harley-Davidson Leather Protectant P/N 93600034 to protect your investment.



## 84 CRUISER

Seating – Dyna®

### A. SUNDOWNER™ SEAT

The Sundowner™ Seat provides the maximum in long-riding comfort. The deep-bucket design puts your body in the proper touring position and the generous padding makes it comfortable for both the rider and passenger as the miles are adding up. The dished shape provides added rider back support and the wide passenger pillion is shaped to minimize pressure points.

#### 51540-06

Fits '06-'17 Dyna® models. FXD, FXDB and FXDLS models require separate purchase of Seat Bumper Kit P/N 51653-06, Passenger Footpegs and Passenger Footpeg Mounting Kit P/N 50210-06. Seat width 16.0"; passenger pillion width 12.0".

#### 51540-04

Fits '04-'05 Dyna models. Seat width 16.0"; passenger pillion width 12.0".

#### 51540-01A

Fits '96-'03 Dyna models. FXDWG models require separate purchase of Bracket P/N 52152-97. Seat width 16.0"; passenger pillion width 12.0".



A. SUNDOWNER SEAT  
(SHOWN WITH SMOOTH BUCKET PASSENGER BACKREST PAD)



B. SIGNATURE SERIES SEAT WITH RIDER BACKREST  
(SHOWN WITH SMOOTH LOW PASSENGER BACKREST PAD)



C. BADLANDER SEAT



D. LOW-PROFILE LEATHER SEAT

NOTE: Some Harley-Davidson® seats are made of leather. Fine leathers or other natural materials WILL gain "character," such as wrinkles or wear, with age. This is normal. A fine, aged patina and character wrinkles are a sign of the extremely high-quality materials used to construct your seat or backrest. The appearance of scars or marks on the leather are a result of using natural leather panels and should not be thought of as an imperfection. Please use Harley-Davidson® Leather Protectant P/N 93600034 to protect your investment.



E. PASSENGER PILLION – SMOOTH STYLING



F. SUNDOWNER SOLO SEAT



G. BOBBER SOLO SADDLE (SHOWN WITH SPRING SADDLE INSTALLATION KIT)



H. ROAD ZEPPELIN SEAT PAD



I. CIRCULATOR SEAT PADS

## CRUISER 85

Seating – Dyna®

### E. PASSENGER PILLION – SMOOTH STYLING

Bring a passenger along for the ride. This Passenger Pillion includes a passenger grab strap.

#### 51404-10 Smooth.

Fits '09-'17 FXDB and '10-'17 FXDWG models with Original Equipment solo seat. Installation on FXDB models requires separate purchase of Passenger Footpegs and Passenger Footpeg Mounting Kit P/N 50210-06.

### F. SUNDOWNER™ SOLO SEAT

Ride solo on your Dyna® motorcycle in Sundowner™ comfort and style. This unique seat combines the deep bucket design and added back support of the two-up seat with the stripped-down look of a solo saddle. Matching passenger pillion is available for added versatility.

#### 51933-06

Fits '06-'17 Dyna models. Seat width 14.5".

### G. BOBBER SOLO SADDLE

How low can you go? This minimalist solo seat takes the stripped-down garage-built look about as far as you can go. The thick distressed black leather cover is bonded directly to the formed metal seat pan and minimizes the foam filler and the extra height it brings. The raw-edge leather pad is joined to the pan with brass rivets, and features matching brass "Milwaukee Since 1903" trim that will develop a rich patina with use. The Bar & Shield logo is embossed into the leather surface as a finishing touch. Easy to install, the bolt-on seat and a model-specific installation kit include everything you need to get the bobber look. No cutting, welding or fabrication is necessary.

#### 52000277 Distressed Black Leather.

Fits '04-'06 and '10-later XL, '06-'17 Dyna® and '08-'17 FLS, FLSS, FLSTC, FLSTN and FXS models. Installation requires separate purchase of model-specific Rigid or Spring Seat Mounting Hardware Kit. Seat width 10.5".

### H. ROAD ZEPPELIN® SEAT PAD

Experience ultimate comfort. Designed to ensure hours of comfort in the saddle, Road Zeppelin® Seat Pads are equipped with a unique air bladder system that allows your weight to be supported evenly across the entire seating surface. Shaped to conform to most Harley-Davidson® seats, the pads feature adjustable mounting straps and a non-skid surface to keep them in place. The hand-washable seat pad can be deflated and rolled for compact storage.

#### 52000327 Rider.

Fits rider position on all models equipped with Original Equipment or accessory seats. Also fits passenger position on Touring models with large pillion area. Pad width – 14.0".

#### 52400162 Passenger.

Fits Original Equipment and accessory passenger pillions. Pad length – 12.0"; width – 9.0".

### I. CIRCULATOR SEAT PADS

Designed to keep the rider cool by reducing the perspiration buildup between you and the seating surface, the Circulator Pad can be installed and removed in seconds for easy cleaning. The low-profile design minimizes seat-height change compared to inflatable pads, while enhancing comfort with its shock-absorbing construction. Elastic under-seat strap and non-slip base provide secure installation and the available Circulator Passenger Pillion Pad attaches to the rider pad with hook-and-loop tabs.

#### 51074-10 Medium Seat Pad.

Fits VRSC™, XG, XL and Dyna® models with Original Equipment and accessory seats. Pad width – 14.5"

#### 51078-10 Passenger Pillion Pad.

Fits Original Equipment and accessory passenger pillions. Pad width – 13.0"

#### 52300103 Wide Backrest Pad.

Fits wide profile rider and passenger backrest pads up to 12.0" wide and 9.0" tall.



**A. RAIN COVERS\***

Featuring a handy storage sack, this black nylon, water-resistant, Cordura® cover packs easily and shelters your seat from the storm.

**51638-97** Solo Seat.  
Fits H-D® solo seats (except XR and FLSTS).

**51639-97** Two-Up.  
Fits VRSC, XG, XL, Dyna and Softail® models with Two-Up seats. Does not fit Touring and Trike models. Does not fit with Rider Backrests.



A. RAIN COVER – SOLO SEAT



A. RAIN COVER – TWO-UP

**B. QUICK-RELEASE SEAT HARDWARE KITS**

This Quick-Release Hardware Kit allows the rider to remove one-piece Harley-Davidson® seats quickly and easily.

Fits '97-later XG, XL, Dyna, Softail (except '12-'17 FLS models equipped with Original Equipment seat), Touring and Trike models equipped with SAE 1/4"-20 seat mount hardware. Does not fit seats equipped with spring-loaded rear seat bracket.

**51676-97A** Chrome.  
**10500093** Gloss Black.



B. QUICK-RELEASE SEAT HARDWARE KIT – CHROME



B. QUICK-RELEASE SEAT HARDWARE KIT – GLOSS BLACK

**C. REAR FENDER BIB**

Wrapped in smooth vinyl to match Original Equipment or accessory solo seats, the Fender Bib features an embossed Bar & Shield logo for added style. The molded base is finished with a soft felt under-liner designed to protect the fender's painted surface.

**52036-08**  
Fits '06-'17 Dyna models equipped with Original Equipment solo seat, Brawler® Solo Seat or Sundowner™ Solo Seat. Will not fit with Original Equipment seat on FXDLS. FXWDG models require removal of Original Equipment passenger pillion.



C. REAR FENDER BIB

**D. TANK KNEE PAD KIT**

The rich black rubber pads feature tapered ribs and a raised Bar & Shield logo to protect the surfaces where your legs contact the tank.

**57300065**  
Fits fuel tanks on many Street™, Sportster®, Dyna and Softail models. May cover a portion of fuel tank graphics; check appearance before adhering to tank.



D. TANK KNEE PAD KIT



**\*WARNING:** Do not use while riding; could result in death or serious injury.

# BUILDING A BACKREST

A sissy bar upright and passenger backrest are the starting point to build a complete touring machine. The backrest provides long-range comfort and support and adds a feeling of control and confidence for the passenger. Start by selecting model-specific Docking Hardware, then choose a finish that matches your styling direction, determine the desired sissy bar height and finally select a backrest pad that complements your seat.

**DOCKING HARDWARE**



**SHORT & TALL UPRIGHT**



**SIDE PLATES**



**PASSENGER BACKREST PAD**



DYNA

**SELECT THE DOCKING HARDWARE**

**Dyna® Docking Hardware for H-D® Detachables™ Racks and Sideplates**  
Docking hardware fitment is dependent on vehicle model and saddlebag configuration.

*H-D Detachables Accessory*

*Available to fit:*

**No Saddlebags:** Detachable Sideplates 52124-09A (Gloss Black), 53543-95B (Chrome), 53834-00A (Wrinkle Black), 52866-06A (Chrome), 53870-01B (Chrome), Detachable Solo Rack 53511-06A, One-Piece Detachable Uprights 51161-10A (Gloss Black), 52300042 (Chrome), One-Piece Detachable Uprights 52300044A (Chrome), 52300046A (Gloss Black)

	Required Docking Hardware	Directional Relocation Kit
2006-2008 FXDWG & 2008-2009 FXDF and '09-'10 FXDFSE	53964-06B	— —
2006-later FXD, FXDC, FXDL and FXDSE, 2006-2008 FXDB	53961-06	53968-06C
2009-later FXDB (except 2013-later HDI and India configuration)	53797-09	53968-06C
2010-later FXDWG	54097-10	53968-06C
2010-later FXDF	53964-06B	— —
2006-2008 FXDWG & 2008-2009 FXDF and FXDFSE/2	53964-06B	— —
2006-later FXD, FXDC, FXDL and FXDSE, 2006-2008 FXDB	53961-06	— —
2009-later FXDB	53797-09	68227-09
2010-later FXDWG	54097-10	53968-06C
2010-later FXDF	53964-06B	— —
2012-2016 FLD	52300065	— —

**With P&A Saddlebags:** Adjustable Sideplates 52300110 (Chrome), 52300090 (Gloss Black), Detachable Sideplates 52124-09A (Gloss Black), 53543-95B (Chrome), 53834-00A (Wrinkle Black), 52866-06A (Chrome), Detachable Solo Rack 53511-06A, One-Piece Detachable Uprights 51161-10A (Gloss Black), 52300042 (Chrome), One-Piece Detachable Uprights 52300044 (Chrome), 52300046A (Gloss Black)

**With P&A Saddlebags:** 79300-06D, 88200-09A, 88348-10, 90181-08A, 90307-98, 90369-02, 90369-06D, 90564-02, 90564-06D, 91617-03, 91615-09A, 90126-YYXXX

**With Original Equipment Saddlebags:** Detachable Sideplates 52300070A

*Notice: The prices appearing in this catalog are the manufacturer's suggested retail prices. Actual pricing may vary.*



# 88 CRUISER

## Backrests & Racks

### A. H-D® DETACHABLES™ SIDEPLATES

In the time it takes for a traffic light to change, you can transform your motorcycle from a city cruiser to a cross-country hauler. Start with Harley-Davidson® Detachables™ Sideplates, and add your choice of sissy bar upright and pad to make removing the passenger backrest a simple slide and click operation. Manufactured and tested to rigorous Harley-Davidson standards, installation requires separate purchase of model-specific Docking Hardware Kit.

**1.** Fits '06-'17 Dyna® models (except FLD). Requires separate purchase of appropriate Docking Hardware kit. '13-'17 FXDB models equipped with a side-mount license plate require License Plate Relocation Kit P/N 67900130. '13-'17 FXDB HDI/India configuration require separate purchase of Docking Hardware and Turn Signal Relocation Kit P/N 67800499. Not for use with LED Rear Turn Signal Kit P/N 67800055A or 67800056A.

**52866-06A** Chrome.

**52124-09A** Gloss Black.

**2.** Fits '12-'16 FLD models. Requires separate purchase of Docking Hardware Kit P/N 52300065.

**52300070A** Chrome.

### SISSY BAR UPRIGHTS

Sissy Bar Uprights are available in a variety of shapes and styles. Round bar uprights feature a mini medallion bar and an embossed Bar & Shield insert. Uprights are designed to accept specific 3-bolt or 2-bolt mounted backrest pads.

### B. LOW SISSY BAR UPRIGHT

Shaped to complement a thicker passenger pillion, this Low Sissy Bar Upright stands between the Standard and the Short Bar Upright. The ideal match for touring style seats, this upright also offers additional height options to riders with custom-style seats.

Fits '04-later XL models with H-D® Detachables™ sideplates, '06-'17 Dyna (except FXDF, FXDFSE and '10-'17 FXDWG), '84-'05 Softail® (except FXSTD) and '06-later FL Softail models (except '07-'17 FLS, FLSS, FLSTF, FLSTFB, FLSTFBS, FLSTSE and FLSTSB and '06 FLSTFSE) with appropriate sideplates.

**52300022** Chrome.

**52300024** Gloss Black.

### C. STANDARD SISSY BAR UPRIGHT

Give your passenger additional back support with a Standard Sissy Bar Upright designed to accept a wide variety of backrest pads.

Fits '04-later XL models with H-D Detachables sideplates, '06-'17 Dyna (except FXDF, FXDFSE and '10-'17 FXDWG), '84-'05 Softail (except FXSTD) and '06-later FL Softail models (except '07-'17 FLS, FLSS, FLSTF, FLSTFB, FLSTFBS, FLSTSE and FLSTSB and '06 FLSTFSE) with appropriate sideplates.

**52300018** Chrome.

**52300020** Gloss Black.



A. H-D DETACHABLES SIDEPLATES



B. LOW SISSY BAR UPRIGHT – CHROME  
(52300022 SHOWN)



B. LOW SISSY BAR UPRIGHT – GLOSS BLACK  
(52300024 SHOWN)



C. STANDARD SISSY BAR UPRIGHT – CHROME  
(52300018 SHOWN)



C. STANDARD SISSY BAR UPRIGHT – GLOSS BLACK  
(52300020 SHOWN)



D. ONE-PIECE H-D DETACHABLES SISSY BAR UPRIGHT – GLOSS BLACK



E. LOCKING H-D DETACHABLES LATCH KIT – CHROME



F. H-D DETACHABLES LATCH KIT – CHROME



E. LOCKING H-D DETACHABLES LATCH KIT – BLACK



G. REAR DOCKING HARDWARE COVER KIT – CHROME



G. REAR DOCKING HARDWARE COVER KIT – GLOSS BLACK

# CRUISER 89

## Backrests

### D. ONE-PIECE H-D® DETACHABLES™ SISSY BAR UPRIGHT

The sweeping shape of this slim, round bar Sissy Bar Upright completes the classic bobber look. The one-piece design eliminates separate sideplates for a clean appearance and the stylized upper kick angle mimics the old-school sissy bars of the '50s and '60s. Available in chrome and gloss black finishes, these bars can be equipped with Passenger Backrest Pad P/N 52631-07.

Fits '06-'17 Dyna® models (except FLD, FXDF, FXDFSE and '10-'17 FXDWG). Requires separate purchase of appropriate Docking Hardware Kit. '13-'17 FXDB models equipped with a side-mount license plate require License Plate Relocation Kit P/N 67900130. '13-'17 FXDB HDI/India configuration require separate purchase of Docking Hardware and Turn Signal Relocation Kit P/N 67800499. Not for use with LED Rear Turn Signal Kit P/N 67800055A or 67800056A.

**52300046A** Gloss Black.

Fits '10-'17 FXDF and FXDWG models. Installation requires separate purchase of appropriate Docking Hardware Kit. Dyna Wide Glide® models require separate purchase of Docking Hardware Kit P/N 54097-10 and Turn Signal Relocation Kit P/N 53968-06C.

**51161-10A** Gloss Black.

### Shown with:

#### PASSENGER BACKREST PAD

Styled to complement available touring and custom seats.

#### 52631-07

Fits One-Piece H-D® Detachables™ Sissy Bar Upright P/N 52729-08, 51853-07, 51849-07, 51146-10A, 51161-10A, 52300040A, 52300042A, 52300044A or 52300046A.

### E. LOCKING H-D® DETACHABLES™ LATCH KIT

This unique lock replaces the camlock on your Harley-Davidson® Detachables™ accessories, providing additional security and peace of mind when parking your vehicle. The kit includes two extended-reach barrel-style keys for easy access to the lock. Key registration and replacement service is available. Sold in pairs.

Fits all models equipped with detachable Sideplates, Racks and Tour-Pak® Luggage Carriers (except '18-later Softail® models with HoldFast™ racks and uprights or '09-later Touring models equipped with detachable Solo Tour-Pak Rack).

**90300087** Chrome.

**90300086** Black.

### F. H-D DETACHABLES LATCH KIT – CHROME

Decorative chrome latches are the perfect way to enhance the appearance of your detachable accessories. Meticulously polished and chrome-plated, these easy-to-install Rotary Latches are a direct replacement for the Original Equipment satin black parts and are a simple way to add a finishing touch to your ride. Latches feature an easy-to-pull finger release to simplify access in hard-to-reach areas.

#### 12600036

Fits all models equipped with detachable Sideplates, One-Piece Sissy Bar Uprights, Racks, and Tour-Pak Luggage Mounting Racks. (except '18-later Softail models with HoldFast racks and uprights).

### G. REAR DOCKING HARDWARE COVER KIT

Disguise the rear docking hardware with these easy-to-install covers. The caps slide over the exposed docking points and are held in place by a strong magnetic pull. The caps are easy to remove when you wish to reinstall detachable accessories. Covers are available with brilliant chrome or durable gloss black finish to match your bike's attitude. Sold in pairs.

Fits many accessory docking hardware kits. Refer to the fitment matrix in this P&A Catalog or the Parts & Accessories section of [www.harley-davidson.com](http://www.harley-davidson.com) for details.

**48218-10** Short Chrome (pair).

**48220-10** Large Chrome (pair).

**48035-09** Small Chrome (pair).

**48221-10** Short Black (pair).

**48223-10** Large Black (pair).

**48225-10** Small Black (pair).



# 90 CRUISER

## Backrests & Racks

### PASSENGER BACKREST PADS

Choose from a wide variety of backrest pad sizes and shapes to match your comfort and style demands. Designed to complement Original Equipment and accessory seats, these pads are engineered to fit specific sissy bar upright types.

#### A. SLIP-OVER PASSENGER BACKREST PAD

This Slip-Over Backrest Pad provides a touch of passenger comfort, while maintaining the long, lean style of the Dyna® Wide Glide® model. Held in place with hook-and-loop tabs, this rich black pad features grey stitching that complements the Original Equipment seat and pillion.

##### 51732-10

Fits '07-later XL models with Low-Profile Sissy Bar Upright P/N 52300403 and '10-'17 FXDWG models with Original Equipment sissy bar upright.

#### B. BACKREST PADS

Sized to fit medallion and mini medallion-style sissy bar uprights. Pad mounts with single center screw and bolt-on mounting strap. Includes chrome-plated mounting hardware.

Fits Low Medallion Style Sissy Bar Upright P/N 52754-04 or 51851-09, Low Square Bar Mini-Medallion Style Sissy Bar Upright P/N 53282-06, Standard Square Bar Mini Medallion Style Sissy Bar Upright P/N 53281-06 or 53407-06, Standard Medallion Style Sissy Bar Upright P/N 52735-85, 53007-98, 52655-84, 52909-02 or 51517-02, Standard Bar & Shield Style Sissy Bar Upright 52739-83 or 51514-02, Standard Heritage Style Sissy Bar Upright P/N 52731-00 and Low Round Bar Sissy Bar Upright P/N 52300022 or 52300024.

**1. 52652-04** Smooth.

**2. 52626-04** Smooth Top-Stitched.

#### C. BACKREST PADS

Sized to fit medallion and mini medallion-style sissy bar uprights. Pad mounts with single center screw and bolt-on mounting strap. Kit includes chrome-plated mounting hardware.

Fits Low Medallion Style Sissy Bar Upright P/N 52655-84, 52909-02, 52754-04, 51851-09, Standard Medallion Style Sissy Bar Upright P/N 52735-85 or 52877-08, Standard Square Bar Mini Medallion Style Sissy Bar Upright P/N 53281-06 or 53407-06, Standard Heritage Style Sissy Bar Upright P/N 52731-00 and Standard Round Bar Sissy Bar Upright P/N 52300018 or 52300020.

**1. 52612-95** Smooth Top-Stitched.

**2. 52412-79A** Embossed Bar & Shield Logo.

**3. 52348-97** Heritage Classic Bucket.

**4. 52347-97** Fat Boy® Bucket.

**5. 51132-98** Smooth Bucket.

#### D. BACKREST PADS

Sized to fit round bar sissy bar uprights, these pads mount to mini medallion style uprights with two mounting holes.

Fits Standard Round Bar Mini-Medallion Style Upright P/N 52877-10 or 51168-10. Also fits Low Round Bar Mini Medallion Style Sissy Bar Upright P/N 52300401, 52540-09A, 51477-06, 54256-10, 52300049 and 52300050.


**1. 51641-06** Smooth Top-Stitched.

**2. 51640-06** Smooth Bucket.

**3. 51622-07** Fat Boy Lacing Bucket.



A. SLIP-OVER PASSENGER BACKREST PAD



B. BACKREST PADS



C. BACKREST PADS



D. BACKREST PADS



E. AIR FOIL PREMIUM LUGGAGE RACK – CHROME



E. AIR FOIL PREMIUM LUGGAGE RACK – GLOSS BLACK



F. LED LIGHT KIT – RED LENS



G. FIVE BAR SPORT LUGGAGE RACK – CHROME

# CRUISER 91

## Backrests & Racks

### E. AIR FOIL PREMIUM LUGGAGE RACK\*

The low-profile aerodynamic styling defines the look of this Luggage Rack. Available in mirror chrome or rich gloss black finish, the die-cast rear "Air Foil" grabs your attention and the Bar & Shield insert adds a signature touch. The elegant round tube rack features inlaid rubber runners for added grip and dedicated bungee mounting points to simplify luggage tie-down. Kit includes all necessary mounting hardware. For added visibility, the rack is designed to incorporate the internal wiring of the Air Foil Rack LED Light Kit P/N 68000076 (red) or 68000077 (smoked) for a clean look.

Fits '04-later XL models equipped with H-D® Detachables™ Sideplates, '06-'17 Dyna® models (except FXDF, FXDFSE and '10-'17 FXDWG) equipped with Detachable Sideplates, '84-'05 Softail® (except FLSTN and FXSTD) and '06-'17 FLST, FLSTC, FLSTNSE and FLSTSC and '06 FLSTF models equipped with Detachable Sideplates.

**54290-11** Chrome.

**54291-11** Gloss Black.

### F. LED LIGHT KIT\*\*

This fast-acting LED Light Kit operates as a supplemental rear running light and brake light. The high, center-mount position places the light in the line-of-sight of following vehicles and the bright, fast-acting LED lamps get you noticed. Wiring is concealed inside the rack tubes for a clean, custom installation. Available with red or smoked lens.

Fits Air Foil Luggage Rack P/N 54290-11, 54291-11 and Air Wing Sissy Bar Upright P/N 52300146 and 52300147. Installation requires separate purchase of model-specific Wiring Harness Kit.

**68000076** Red Lens.

### Also available:

#### LED LIGHT KIT WIRING HARNESS

Required for installation of LED Light Kit on Air Foil Luggage Rack P/N 54290-11 or 54291-11.

#### 73415-11

Fits '06-'17 Dyna (except FXDF, FXDFSE, '14-'17 FXDL, '16-'17 FXDLS and '10-'17 FXDWG), '84-'05 Softail® (except FXSTD and FLSTN), '06-'17 FLST, FLSTC and FLSTSC and '06 FLSTF models with Air Foil Luggage LED Light Kit P/N 68000076 or 68000077.

### G. FIVE BAR SPORT LUGGAGE RACK – CHROME\*

This rack brings touring flexibility to your motorcycle. Can be used with H-D Detachables or Rigid Mount Sissy Bar Sideplates.

#### 53862-00

Fits '04-later XL models (except XL1200CX) equipped with Detachable Sideplates, '06-'17 Dyna models (except FXDF, FXDFSE and '10-'17 FXDWG) equipped with Detachable Sideplates, '84-'05 Softail (except FLSTN and FXSTD), '06-'17 FLST, FLSTC and FLSTSC and '06 FLSTF models equipped with Detachable Sideplates. Does not fit with Round Bar Uprights P/N 52300018, 52300020, 52300022 and 52300024.

**\*WARNING:** Do not use this rack as a seat. Do not exceed the fender rack weight capacity. Using as seat or exceeding this capacity could cause handling problems, which could result in loss of control and death or serious injury.

**\*\*WARNING:** Disconnecting your DOT-required tail, brake and turn signal lighting could reduce your visibility to others and result in death or serious injury.

DYNA



## 92 CRUISER

### Backrests & Racks

#### A. CUSTOM TAPERED SPORT LUGGAGE RACK\*

Smooth sweeping curves and the brilliant chrome or gloss black finish define the look of this Sport Luggage Rack. Designed to complement both round and square bar Sissy Bar Uprights, this sleek rack adds a practical and stylish touch to the motorcycle.

Fits '04-later XL models (except XL1200CX) equipped with H-D® Detachables™ Sideplates, '06-'17 Dyna® models (except FXDF, FXDFSE and '10-'17 FXDWG) equipped with Detachable Sideplates, '84-'05 Softail® (except FLSTN and FXSTD) and '06-'17 FLST, FLSTC, FLSTNSE and FLSTSC and '06 FLSTF models equipped with Detachable Sideplates.

**50300030** Chrome.

**50300031** Gloss Black.

Fits '10-'17 FXDF and FXDWG and '09-'10 FXDFSE models equipped with Rigid or H-D Detachables Sideplates and Sissy Bar Uprights.

**54055-10** Chrome.

**54049-10** Gloss Black.

#### B. RIGID SOLO RACK – GLOSS BLACK\*

Versatile rigid-mount Solo Luggage Rack features a rich gloss black finish that complements almost any paint color. Equip the contoured rack with a duffel bag for a cross-country solo ride or attach the available H-D® Detachables™ Passenger Pillion P/N 52689-09 for a comfortable two-up tour.

**52796-09**

Fits '06-'17 Dyna models with solo seats (except FLD, FXDF, FXDFSE, FXDL and '10-later FXDWG).



A. CUSTOM TAPERED SPORT LUGGAGE RACK – CHROME



A. CUSTOM TAPERED SPORT LUGGAGE RACK – GLOSS BLACK



C. RIGID SOLO RACK – GLOSS BLACK



**\*WARNING:** Do not use this rack as a seat. Do not exceed the fender rack weight capacity. Using as seat or exceeding this capacity could cause handling problems which could result in loss of control and death or serious injury.

## CRUISER 93

### Saddlebags

#### C. H-D® DETACHABLES™ LEATHER SADDLEBAGS

These large capacity detachable saddlebags are completely removable with the simple pull of the internal handle, leaving your bike clean and ready to cruise the boulevard. The handsome leather bags feature hidden quick-release clips behind the traditional strap and buckle. When removed, the large capacity bags leave behind two simple, inconspicuous docking points. The bags are compatible with both rigid and H-D® Detachables™ accessories when installed with the appropriate docking hardware kits. Luggage capacity: 2400 cubic inches total.

**90181-08A**

Fits '02-'17 Dyna® models (except FLD, '02-'05 FXDWG, and '09-'17 FXDB with optional strut covers). '02-'05 models require separate purchase of Mounting Hardware Kit P/N 92025-09. '10-'17 FXDWG models require separate purchase of Turn Signal Relocation Kit P/N 68544-10. '09-'17 FXDB models require separate purchase of Turn Signal Relocation Kit P/N 68227-09. '13-'17 FXDB models equipped with side-mount license plate requires License Plate Relocation Kit P/N 67900130. '16-'17 FXDLS models require separate purchase of Turn Signal Relocation Kit P/N 68227-09 and Side Mount License Plate Kit P/N 60938-10 or 60978-10. All other years and models (except FXDF and FXDWG) require separate purchase of Turn Signal Relocation Kit P/N 68732-02A (Domestic), 68733-02A (International) or Layback License Plate Kit P/N 60215-06. Not for use with Rear Axle Covers on FXDF and FXDWG models.

**Also available:**

**TURN SIGNAL RELOCATION KIT**

Required for installation of saddlebags and detachable accessories on '09-later FXDB models.

**68227-09**

Fits '09-'17 FXDB models (except models with optional fender strut covers).

**TURN SIGNAL RELOCATION KIT**

Kit moves turn signals from rear fender struts to a license bracket-mounted turn signal bar.

Required to install Saddlebags P/N 91615-09A, 88200-09A, 90181-08A, 90460-06B, 79300-06D, 90564-06D, 90369-06D, and 88343-10. Fits '02-'17 Dyna (except FXDF, FXDWG and '09-'17 FXDB) and '04-later XL models (except XL883N, XL1200N, XL1200NS, XL1200X, XL1200XS and '11-later XL1200C). Does not fit with Layback License Plate Mounting Kits.

**68732-02A** Domestic.

**68733-02A** International.

**LICENSE PLATE/TURN SIGNAL RELOCATION KIT**

Required for installation of Saddlebags.

**68544-10**

Fits '10-'17 FXDWG models equipped with saddlebags.

**LICENSE PLATE RELOCATION KIT**

Required for installation of available saddlebags and/or detachable sissy bars on '13-later FXDB models equipped with side-mount license plate. Kit replaces Original Equipment side-mount license plate.

**67900130**

Fits '13-'17 FXDB models equipped with side-mount license plate.



C. H-D DETACHABLES LEATHER SADDLEBAGS



**STEP 1**

Equipped with large-capacity saddlebags, your bike is ready to take on the longest journey.



**STEP 2**

Pull and turn the hidden cam lock to release the bags from the docking hardware.



**STEP 3**

Slide the bag rearward to disengage the mounting bracket and lift the bags away.



**STEP 4**

You are left with a stripped-down cruiser, ready to prowl the streets.

NOTE: Some Harley-Davidson® saddlebags are made of leather. Fine leathers or other natural materials WILL gain "character," such as wrinkles or wear, with age. This is normal. A fine, aged patina and character wrinkles are a sign of the extremely high-quality materials used to construct your saddlebags. The appearance of scars or marks on the leather are a result of using natural leather panels and should not be thought of as an imperfection. Please use Harley-Davidson® Leather Protectant P/N 93600034 to protect your investment.



# 94 CRUISER

## Saddlebags

### A. RIGID LOCKING LEATHER SADDLEBAGS

These saddlebags combine a premium leather finish with extra-durable construction. The hard-shell design is covered in leather for a traditional look, while the locking hinged lids offer modern convenience and security. Styled to complement the sleek, narrow Dyna® motorcycle profile, these bags offer plenty of storage for a trip across town or across the country. Kit includes reflectors. Luggage capacity: 2400 cubic inches total.

#### 91615-09A

Fits '02-'17 Dyna models (except FLD, '02-'05 FXDWG and '09-'17 FXDB with optional strut covers). '02-'05 models require separate purchase of Mounting Hardware Kit P/N 92025-09. '10-'17 FXDWG models require separate purchase of Turn Signal Relocation Kit P/N 68544-10. '09-'17 FXDB models require separate purchase of Turn Signal Relocation Kit P/N 68227-09. '13-'17 FXDB models equipped with side-mount license plate requires License Plate Relocation Kit P/N 67900130. '16-'17 FXDLS models require separate purchase of Turn Signal Relocation Kit P/N P/N 68227-09 and Side Mount License Plate Kit P/N 60938-10 or 60978-10. All other years and models (except FXDF and FXDWG) require separate purchase of Turn Signal Relocation Kit P/N 68732-02A (Domestic), 68733-02A (International) or Layback License Plate Kit P/N 60215-06. Not for use with Rear Axle Covers on FXDF and FXDWG models.



A. RIGID LOCKING LEATHER SADDLEBAGS

### B. BAR & SHIELD LEATHER SADDLEBAGS

These genuine leather saddlebags deliver style and large capacity all in one. Constructed around a rigid plastic tub for long-term durability, the leather bag features a stylish design with lines that enhance the smooth Dyna model profile. The leather saddlebags provide custom looks and tons of storage space for the road. Hidden quick-release closures add packing convenience. Luggage capacity: 2380 cubic inches total.

#### 90369-06D

Fits '02-'17 Dyna models (except FLD, '02-'05 FXDWG and '09-'17 FXDB with optional strut covers). '02-'05 models require separate purchase of Mounting Hardware Kit P/N 92025-09. '09-'17 FXDB models require separate purchase of Turn Signal Relocation Kit P/N 68227-09. '10-'17 FXDWG models require separate purchase of Turn Signal Relocation Kit P/N 68544-10. '13-'17 FXDB models equipped with side-mount license plate requires License Plate Relocation Kit P/N 67900130. '16-'17 FXDLS models require separate purchase of Turn Signal Relocation Kit P/N P/N 68227-09 and Side Mount License Plate Kit P/N 60938-10 or 60978-10. All other years and models (except FXDF and FXDWG) require separate purchase of Turn Signal Relocation Kit P/N 68732-02A (Domestic), 68733-02A (International) or Layback License Plate Kit P/N 60215-06. Not for use with Rear Axle Covers on FXDF and FXDWG models.



B. BAR & SHIELD LEATHER SADDLEBAGS

### C. SYNTHETIC LEATHER SADDLEBAGS

These synthetic leather saddlebags deliver both style and large capacity at a low cost. The rigid plastic tub is wrapped in synthetic leather for long-term durability. The bag features a large protective lid with hook-and-loop and snap closure and an inner pocket for small item storage. Luggage capacity: 2380 cubic inches total.

#### 90564-06D

Fits '02-'17 Dyna models (except FLD, '02-'05 FXDWG and '09-'17 FXDB with optional strut covers). '02-'05 models require separate purchase of Mounting Hardware Kit P/N 92025-09. '09-'17 FXDB models require separate purchase of Turn Signal Relocation Kit P/N 68227-09. '10-'17 FXDWG models require separate purchase of Turn Signal Relocation Kit P/N 68544-10. '13-'17 FXDB models equipped with side-mount license plate requires License Plate Relocation Kit P/N 67900130. '16-'17 FXDLS models require separate purchase of Turn Signal Relocation Kit P/N P/N 68227-09 and Side Mount License Plate Kit P/N 60938-10 or 60978-10. All other years and models (except FXDF and FXDWG) require separate purchase of Turn Signal Relocation Kit P/N 68732-02A (Domestic), 68733-02A (International) or Layback License Plate Kit P/N 60215-06. Not for use with Rear Axle Covers on FXDF and FXDWG models.



C. SYNTHETIC LEATHER SADDLEBAGS

# CRUISER 95

## Suspension

### D. PREMIUM RIDE SINGLE CARTRIDGE FORK KIT\*

This Single-Sided Cartridge Fork provides improved handling performance by keeping the tire in contact with the road surface. Tuned to work in concert with the Premium Emulsion Rear Shocks, the fork damping is controlled by a specifically calibrated piston and valve stack. Unlike typical orifice damping, the piston/valve system helps the cartridge fork achieve a linear damping force curve for consistent feel throughout the compression and extension of the front suspension. The cartridge allows the forks to react quickly to rough roads, inspiring rider confidence in sweeping corners. The compression piston provides excellent low-speed damping for a better rider feel, and the rebound spring provides a smoother feel during topping. The cartridge fork resists bottoming and dive, and the triple rate spring and oil lock allow the forks to absorb bumps even under hard braking – giving the rider more control while resisting wheel hop. A perfect addition during the installation of chrome or gloss black lower fork sliders, the kit includes fork pipe, cartridge, fork bolts, main springs and oil seals.

#### 45400058

Fits '06-'17 Dyna® models (except FLD, FXDWG and '07-'08 FXDSE). Original Equipment on FXDLS models.



D. PREMIUM RIDE SINGLE CARTRIDGE FORK KIT

### E. PREMIUM RIDE EMULSION SHOCKS\*

Experience a comfortable and confidence-inspiring ride – no matter the pavement conditions – with Harley-Davidson® Premium Ride Emulsion Shocks. These fast-acting mono-tube nitrogen gas-charged shocks offer enhanced compression and rebound damping control when compared to typical twin-tube shock absorbers. The nitrogen gas charged shocks resist oil aeration and work with the internal valve stack to provide superior damping control in the twisties. The large 36mm pistons and low viscosity high-performance oil allow these shocks to react quickly to impacts and keep the tires tracking the road surface. You get a controlled ride and minimized bottoming harshness transmitted through the frame. The locking threaded adjustment lets you fine-tune the spring preload to your current riding conditions – whether a solo run on the back roads or a fully loaded two-up freeway tour – and urethane bumpers provide a softer feel if the shock bottoms under load. The beautifully finished shocks feature black-anodized billet top caps and black progressively-wound springs. Kit includes left and right shock and preload adjustment spanner wrench.

#### 54000066 Stock Height.

Fits '06-'17 Dyna models (except FLD and '07-'08 FXDSE). Original Equipment on FXDLS models.



E. PREMIUM RIDE EMULSION SHOCKS



**\*WARNING:** Installation of any accessory suspension components may affect cornering clearance and jiffy stand operation. This could distract the rider, causing loss of control and death or serious injury.



# 96 CRUISER

## Foot Controls

### A. STANDARD FORWARD CONTROLS\*

Stretch out for maximum comfort and style. This complete kit includes all components necessary to convert a mid control-equipped Dyna® model to forward controls. Moves controls 11.0" forward from mid control foot position. Kit is available in chrome or gloss black to match your customizing style.

Fits '06-'17 Dyna models with mid controls. FLD models require separate purchase of footpegs.

**49080-06A** Chrome.


**49021-09** Gloss Black.



**A. STANDARD FORWARD CONTROLS – CHROME**



**B. REACH FORWARD CONTROL CONVERSION KIT**



**C. BILLET STYLE SHIFT LEVER – CHROME**



**C. BILLET STYLE SHIFT LEVER – EDGE CUT**

### C. BILLET STYLE SHIFT LEVER

Styled to complement our billet style mirror stems, these Billet Style Shift Levers are forged from 6061-T6 aluminum, then machined and finished in chrome, satin black or edge cut styles for a beautiful, custom look. Includes chrome hardware.

Fits '91-'17 Dyna® (except '14-'17 FXDL, FXDLS or models equipped with Further Forward Mid-Control Kit P/N 50500386) and '90-'17 FX Softail® models.

**34539-00** Chrome.

**34043-10** Edge Cut.

**34016-08** Satin Black.

### D. RIDER FOOTBOARD KIT

Convert your Dyna® model to touring-oriented footboard-based controls. Ideal for riders with an inseam too long for mid controls or for riders who prefer the extra foot room on long rides, this complete kit moves the foot brake and shift lever forward from the standard position. The installation places the rider into a comfortable upright posture with a flat foot and bent knee profile. The kit includes left and right footboards with inserts, footboard supports, brake lever, brake and shift linkage, brake pedal pad and all required hardware. Installation reuses Original Equipment shift lever. Customize the look by adding your choice of accessory traditional D-shaped rider footboard inserts and large brake pedal pads.

**50500247**

Fits '06-'17 FXD, FXDB and FXDC, '06-'13 FXDL and '06-'08 FXDWG models. Stock on '12-'16 FLD models. Fits '17 FXDBP and FXDBC. Does not fit with frame-mounted highway pegs.



**C. BILLET STYLE SHIFT LEVER – SATIN BLACK**



**D. RIDER FOOTBOARD KIT**

### E. RIDER FOOTBOARD HEEL GUARD

Avoid damaged boots and hours of cleaning melted rubber scuff marks from your exhaust shield. This Heel Guard mounts to the right-side rider footboard and The subtle curved shape keeps the boot heel away without restricting fore-and-aft movement of the rider's foot. Kit includes chrome guard with cutaway Bar & Shield logo and all mounting hardware.

**50500225**

Fits '12-'16 FLD, '86-'17 FL Softail, '86-later Touring and '09-later Trike models equipped with Traditional and Swept Wing footboards. Does not fit models equipped with Half-Moon, Tapered, Airflow, Defiance, Dominion™ or Burst footboards, Extended Reach Rider Footboards P/N 50409-04 or 54145-10, Rider Running Boards P/N 50500158 or Screamin' Eagle® Fat Exhaust Shields.



**E. RIDER FOOTBOARD HEEL GUARD**

### F. HIGHWAY PEG MOUNTING KIT\*

Kick back and cruise. Kit includes chrome mounting plates, chrome footpeg supports and all necessary mounting hardware. Uses H-D® male-mount footpegs.

**49019-95**

Fits '93-'17 Dyna models with Original Equipment mid-controls or Further Forward Mid-Control Kit P/N 50500386. Will not fit models equipped with engine guards.



**F. HIGHWAY PEG MOUNTING KIT**



**G. PASSENGER FOOTBOARD PAN KIT – CHROME, CLASSIC STYLE**



**G. PASSENGER FOOTBOARD PAN KIT – CHROME, CONTEMPORARY STYLE**



**H. PASSENGER FOOTBOARD PAN KIT – GLOSS BLACK, CLASSIC STYLE**



**H. PASSENGER FOOTBOARD PAN KIT – GLOSS BLACK, CONTEMPORARY STYLE**



**I. PASSENGER FOOTBOARD PANS – CHROME**



**J. HALF-MOON PASSENGER FOOTBOARD PANS – GLOSS BLACK SHOWN**



**K. SWEEP WING PASSENGER FOOTBOARD PANS – CHROME GROOVED**



**K. SWEEP WING PASSENGER FOOTBOARD PANS – CHROME SMOOTH**

# CRUISER 97

## Foot Controls

### G. PASSENGER FOOTBOARD PAN KIT – CHROME

Replace the factory black painted passenger footboard with the custom look of smooth chrome. These chrome-plated Footboard Pans are ready to install using your Original Equipment hardware and the kit includes left- and right-side Footboard Pans. Just add your choice of Footboard Insert for the finishing touch. Footboard Supports sold separately.

Fits '06-'17 Dyna®, '18-later Softail® (except FXDRS, FXFB and FXFBS) and '86-later Touring models equipped with passenger footboard supports. Does not fit Trike models.

**50501144** Classic Style.

**50501147** Contemporary Style.

### H. PASSENGER FOOTBOARD PAN KIT – BLACK

Complete the blacked-out transformation. Replace your chrome Passenger Footboard Pans with sinister black. Kit includes left- and right-side Footboard Pans and is installed using the Original Equipment hardware. Custom Footboard Inserts and Footboard Supports sold separately.

Fits '06-'17 Dyna, '18-later Softail (except FXDRS, FXFB and FXFBS) and '86-later Touring models equipped with passenger footboard supports. Does not fit Trike models.

**50501610** Classic Style.

**50501611** Contemporary Style.

### I. PASSENGER FOOTBOARD PANS – CHROME

Replace the factory black painted passenger footboard with the custom look of smooth chrome. The kit includes left- and right-hand traditional D-shaped footboard pans, chrome-plated and ready to install with your Original Equipment hardware. Footboard inserts and footboard supports sold separately.

**50752-04** Traditional Style.

Fits '06-'17 Dyna, '00-later Softail (except FXDRS, FXFB and FXFBS) and '86-later Touring and Trike models equipped with passenger footboard supports.

### J. HALF-MOON PASSENGER FOOTBOARD PANS AND INSERTS

Styled to match the Half-Moon Rider Footboards, these classic passenger footboards add both style and comfort to your nostalgic ride. Available in mirror-finish chrome or gloss black finish, the kit includes left and right footboard pan and vibration-isolation footboard inserts. Model-specific footboard mounts are sold separately.

Fits '06-'17 Dyna, '00-later Softail (except FXDRS, FXFB and FXFBS) and '86-later Touring models equipped with passenger footboard supports. Does not fit Trike models.

**50807-08** Chrome.

**50810-08** Gloss Black.

### K. SWEEP WING PASSENGER FOOTBOARD PANS

These unique Swept Wing Passenger Footboard pans complement the Swept Wing Rider Footboard shape and allow you to replace the Original Equipment passenger footpegs on certain models with footboards. When folded, the footboard displays a mirror chrome surface in your choice of smooth or "ball-milled" grooved design. Footboard inserts and footboard supports sold separately.

Fits '06-'17 Dyna, '00-later Softail (except FXDRS, FXFB and FXFBS) and '86-later Touring models equipped with passenger footboard supports. Does not fit Trike models.

**50357-04** Chrome – Grooved.

**50716-04** Chrome – Smooth.

**! WARNING:** Installation of accessory Forward Control Kits may affect cornering clearance. This could distract the rider, causing loss of control, resulting in death or serious injury.

**! WARNING:** Do not use highway pegs under normal stop and go operating conditions. Doing so could result in death or serious injury.

DYNA

WORDING SEEMS INCORRECT BASED ON THE MARK-UP



# 98 CRUISER

## Foot Controls

### A. PASSENGER FOOTPEG SUPPORT KIT – WRINKLE BLACK

Add footpegs to your solo seat-equipped Dyna® motorcycle. Kit includes left and right footpeg supports and mounting hardware. Footpegs and footpeg hardware sold separately.

Fits '06-'17 Dyna models.

**50210-06** Wrinkle Black.



A. PASSENGER FOOTPEG SUPPORT KIT – WRINKLE BLACK



A. PASSENGER FOOTPEG SUPPORT KIT – WRINKLE BLACK

### B. ADJUSTABLE PASSENGER FOOTPEG MOUNT KIT

Maximize your passenger's riding comfort. Proper foot position reduces the cramped or stretched-out feeling and relieves pressure on the knees and the tailbone. These Adjustable Mounts raise and lower the passenger footpeg to accommodate taller and shorter passengers. Easy to adjust with common tools, the mount adjusts through a 360° range (depending on model), allowing both fore and aft and up and down height adjustment. Kit includes left and right adjustable support assembly and all required mounting hardware. Footpegs sold separately.

**50763-09**

Fits models with H-D® male-mount style passenger footpeg supports (except Softail® models). Does not fit with Heel Raiser Footpeg Kit P/N 50178-09. Does not fit the rider position.



B. ADJUSTABLE PASSENGER FOOTPEG MOUNT KIT



C. JIFFY STAND EXTENSION KIT

### C. JIFFY STAND EXTENSION KIT

Jiffy Stand Extension Kits have been ergonomically designed to simplify the deployment and retraction of the jiffy stand. The extension is shaped to simplify locating the tab with your boot and aid in swinging the jiffy stand into position. The move feels natural and adds confidence when parking your motorcycle in a tight spot. Kit mounts to Original Equipment jiffy stand and includes all required mounting hardware.

**50000032**

Fits '93-'17 Dyna models (except FXDFSE, FXDS-CONV, FXDSE, FXDWG2, FXDWG3, FXDX, FXDXT, '99-'00 FXR and '01-'04 FXDL).



D. MINI FOOTBOARD KIT – (LARGE CHROME SHOWN)



D. MINI FOOTBOARD KIT – (LARGE BLACK SHOWN)

### D. MINI FOOTBOARD KIT\*

This Footboard Kit can be installed in place of traditional footpegs and provides a little additional leg support and more options to move your legs around on a long ride. Mini Footboards mount to the standard H-D® style footpeg supports and can be used in many rider, passenger and highway peg applications. Sole-gripping rubber complements Original Equipment or accessory footboards and footpegs and adds vibration isolation and a rich appearance.

**Fits rider position:**

'02-'17 VRSC™ models with forward controls (except VRSCDX and VRSCF), '15-'20 XG models (except XG750A), '06-earlier XL, '07-'10 XL883, XL883C, XL883R, XL1200C, XL1200R and '07-'11 XL1200L, '91-'17 Dyna® models (except FLD) and '84-'17 Softail® models with forward controls (except FXCW, FXCWC, FXS, FXSB or FXSBSE).

**Fits passenger position:**

All models with H-D male-mount passenger peg mounts (except '06-earlier VRSC, '03-earlier XL, '05-earlier Dyna and Softail models equipped with Shotgun exhaust). '84-'17 Softail models require separate purchase of Support Kit P/N 50454-09. Does not fit passenger position on '18-later Softail models.

**Fits highway peg position:**

All models with frame-mount or engine guard-mount highway pegs (except Whiskers Adjustable Highway Bar P/N 50855-09 and 50865-09).

**50500139** Small 3.0" – Chrome.

**50500144** Small 3.0" – Gloss Black.

**50500109** Large 4.0" – Chrome.

**50500124** Large 4.0" – Gloss Black.



D. MINI FOOTBOARD KIT



**\*WARNING:** Do not use highway pegs under normal stop and go operating conditions. Doing so could result in death or serious injury.

# CRUISER 99

## Engine Guards

### E. ENGINE GUARD KIT\*

Protect your bike without sacrificing ground clearance or style. The one-piece Engine Guard is designed to complement the lines of the motorcycle and the available chrome or gloss black finish adds the perfect finishing touch.

For use with the mid or forward controls. Fits '06-'17 Dyna® models. '14-'17 FXDL, FXDLS (all markets) and '15-'17 Dyna (India models only) require separate purchase of Horn Relocation Bracket P/N 69000058. Fits with Oil Cooler Kit P/N 26151-07B. '07-'08 FXDSE and '09-'10 FXDFSE requires removal of front chin spoiler and separate purchase of Regulator Caddy P/N 70464-08A. '06-'11 models equipped with evap canister also require separate purchase of Canister Bracket P/N 47207-06. '12-'17 models equipped with evap canister require separate purchase of Canister Relocation Kit P/N 60800005.

**49010-06** Chrome.

**49320-09** Gloss Black.

**Also available:**

**EVAPORATIVE CANISTER RELOCATION KIT 60800005**


Required when mounting Engine Guard P/N 49320-09 or 49010-06 on '12-'17 Dyna models designated for California and Asia-Pacific markets.



E. ENGINE GUARD KIT – CHROME



E. ENGINE GUARD KIT – GLOSS BLACK



F. MUSTACHE ENGINE GUARD – CHROME



F. MUSTACHE ENGINE GUARD – GLOSS BLACK

### F. MUSTACHE ENGINE GUARD\*

Combine classic shape and modern function for a unique twist on engine protection. The flow of this engine guard complements the bike's traditional style while the gracefully curved upper section incorporates highway pegs into the shape. The integrated rubber pads offer a comfortable and slip-resistant cushion for your feet while traveling the open road. One-piece engine guard kit includes all required mounting hardware.

Fits '06-'17 Dyna models. '14-'17 FXDL, FXDLS (all markets) and '15-later Dyna (India models only) require separate purchase of Horn Relocation Bracket P/N 69000058. Fits with Oil Cooler Kit P/N 26151-07B. '07-'08 FXDSE and '09-'10 FXDFSE requires removal of front chin spoiler and separate purchase of Regulator Caddy P/N 70464-08A. '06-'11 models equipped with evap canister also require separate purchase of Canister Bracket P/N 47207-06. '12-'17 models equipped with evap canister require separate purchase of Canister Relocation Kit P/N 60800005.

**49000077** Chrome.

**49000078** Gloss Black.

**Also available:** (not shown)

**HORN BRACKET ADAPTER**

Required when mounting Engine Guard P/N 49010-06, 49320-09, 49000077, or 49000078 on '14-later FXDL (all markets) and '15-later Dyna (India models only).

**69000058**

Fits '14-'17 FXDL and FXDLS (all markets) and '15-'17 Dyna (India models only) equipped with Engine Guard P/N 49010-06, 49320-09, 49000077 or 49000078.

### G. SWITCHBACK™ REAR SADDLEBAG GUARDS – CHROME\*

Add protection and style to your ride. These chrome guards add a traditional Bagger look to the Dyna Switchback™ model and protect the leading edge of the saddlebags. The innovative design allows the guards to be removed with the detachable saddlebags for a stripped-down look and the integrated stand keeps the bags upright and off the ground when off the bike. Kit includes left and right guards and all necessary mounting hardware.

**90201044**

Fits '12-'16 FLD models.



G. SWITCHBACK REAR SADDLEBAG GUARDS – CHROME



**\*WARNING:** Do not use highway pegs under normal stop and go operating conditions. Doing so could result in death or serious injury.



**\*WARNING:** These guards may provide limited leg and cosmetic vehicle protection under unique circumstances (fall over while stopped, very low speed slide). They are not made nor intended to provide protection from bodily injury in a collision with another vehicle or any other object.



# 100 CRUISER

Chassis Trim – Front End

## A. BILLET FORK SLIDER DUST COVERS

Oversized billet covers are designed to replace the Original Equipment dust caps, creating a big, beefy look for the front forks. Available in your choice of mirror chrome or gloss black finish, these covers are the perfect addition to matching accessory fork sliders and upper fork nut covers.

Fits '06-'17 Dyna® models (except FLD and FXDSE). Does not fit with Screamin' Eagle® Chrome Fork Brace P/N 46634-06 or 46595-06A and Turn Signal Relocation Kit P/N 69433-08A.

**46889-06** Chrome.

**45800014** Gloss Black.



**A. BILLET FORK SLIDER DUST COVERS – CHROME**



**A. BILLET FORK SLIDER DUST COVERS – GLOSS BLACK**

## B. SCREAMIN' EAGLE® FORK BRACE

These chrome Fork Braces are machined from billet aluminum, then polished and chrome-plated to complement the curve of the front fender. The machined Screamin' Eagle logo finishes the look with crisp detail. Easy to install, these braces offer increased torsional rigidity.

**46595-06A**

Fits '02-'08 VRSCA, VRSCB, VRSCD, VRSCX and '06-'17 FXD, FXDB, FXDC, FXDL and FXDLS models.



**B. SCREAMIN' EAGLE FORK BRACE**

## C. DASH PANEL EXTENSION – CHROME

Stretch the lines of your chrome dash panel the full length of the fuel tank. This chrome-plated trim kit continues the lines and finishes of your standard tank panel to the front of the seat. The curving lines and Bar & Shield logo add a custom touch without the expense of a custom tank.

**71282-04**

Fits '06 FXD35, '07-'11 FXDC, '08-'10 FXDF and '04-'08 FXDWG models.



**C. DASH PANEL EXTENSION – CHROME**

## D. PREMIUM TANK PANEL WITH POUCH

This leather tank panel features an over-sized pouch for convenient at-your-fingertips storage. The heavy-duty leather pouch will maintain its shape for miles to come while the bold chrome Bar & Shield medallion sits proudly on the flap for all to admire.

**91135-09**

Fits '93-'08 FXDWG, '06 FXD35, '07-'17 FXDC and FXDF and '00-'17 Softtail models (except FLS, FLSS, FLSTNSE, FLSTSB, FLSTSE, FXCW, FXCWC, FXS, FXSB, FXSBSE, FXSE, FXSTD, FXSTSSE, '09-'17 FLSTC and '06 FLSTFSE). '93-'03 FXDWG models require the separate purchase of Clip P/N 10102 and O-Ring P/N 11174.



**D. PREMIUM TANK PANEL WITH POUCH**

## E. FRONT FENDER EXTENSION – CHROME

Dress your front fender in chrome. This chrome-plated tapered Fender Extension is shaped to follow the curve of the fender for style and function. Using the Original Equipment fender hole, the extension mounts below the trailing edge of the fender to help control road dirt and spray.

**59664-03**

Fits '91-'08 Dyna and '84-'07 FX Softtail models. Will not fit FXD, FXDX or FXDXT models equipped with Voltage Regulator Covers.



**E. FRONT FENDER EXTENSION – CHROME**

## F. BAR & SHIELD LOGO FRONT FENDER SPEAR

This chrome-plated trim spear adds a sweeping dash of chrome to the front fender. Featuring a raised Bar & Shield logo set against a textured black field, this self-adhesive medallion is easy to install.

**91194-04** Small.

Fits XL, XR, Dyna (except FLD), FX Softtail (except FXFB) and '18-'21 FLSSL models.



**F. BAR & SHIELD LOGO FRONT FENDER SPEAR**



**G. CHROME UPPER AND LOWER BELT GUARDS**



**H. REAR FENDER SUPPORT COVER KIT – GLOSS BLACK**



**I. SHOCK BOLT COVERS – CHROME**



**I. SHOCK BOLT COVERS – GLOSS BLACK**



**J. MAGNUM 5 SPROCKET COVER – CHROME**



**K. HARLEY-DAVIDSON SCRIPT REAR AXLE COVERS**

# CRUISER 101

Chassis Trim – Rear End

## G. LOWER BELT GUARD COVER – CHROME

Designed to cover the Original Equipment black lower debris deflector, this mirror chrome-finished cover adds an exceptional finish to the rear drive components. Kit includes required mounting hardware.

**60514-07A** Fits '07-'17 Dyna® models.

**Also available:**

## UPPER BELT GUARD – CHROME

Hand-polished and chrome-plated to replace your factory-equipped black upper belt guard.

**60293-00** Fits '00-'05 Dyna models.

## H. REAR FENDER SUPPORT COVER KIT – GLOSS BLACK

Manufactured from Original Equipment components to ensure superior fit and finish, the gloss black Fender Strut Covers conceal the cast fender struts and continue the dark look to the back of the bike. The ideal finishing touch for your blacked-out Fat Bob® model, these covers are the perfect complement to available gloss black Passenger Sissy Bars and Luggage Racks.

**59473-09**

Fits '08-'17 FXDF and '09-'10 FXDFSE models.

## I. SHOCK BOLT COVERS

It's the details that complete the look of your bike. These Shock Bolt Covers are designed to hide the upper shock mounting hardware and provide a custom look to the rear of your bike. Easy to install, the kit includes left and right bolt covers and all required mounting hardware.

Fits '04-'16 XL and '06-'17 Dyna® models (except FLD, FXDF, FXDL and FXDLS). Does not fit with H-D® Detachables™ Leather Saddlebag Kit P/N 90181-08A.

**54000016** Chrome.

**54000017** Gloss Black.

## J. MAGNUM 5 SPROCKET COVER

Styled to match the distinctive Magnum 5 Custom Wheel. Available in mirror chrome or gloss black, this Sprocket Cover gives the appearance of having a custom sprocket at a fraction of the cost. Cover is easy to install with Original Equipment hardware or add the Chrome Hardware Kit P/N 94773-07 (sold separately) for a finished look.

Fits '07-'17 Dyna models (except FLD).

**40120-09** Chrome.

## K. HARLEY-DAVIDSON SCRIPT REAR AXLE COVERS

Chrome-plated die-cast cover conceals the side of the swingarm and the axle. Unique styling features a black-filled embossed Harley-Davidson script for a distinctive contrast. The kit is easy to install without removing the rear wheel. Kit includes all necessary mounting hardware.

**44346-06**

Fits '06-'17 Dyna models. Will not fit models equipped with saddlebags.



# 102 CRUISER

Chassis Trim

## A. BATTERY & ELECTRICAL PANEL COVER KIT – CHROME

Dress your bike with a new chrome skin. This two-piece kit replaces the painted battery and electrical panel covers and adds a bright contrast to the motorcycle's profile. Add your choice of accessory Battery Cover Band Trim (sold separately) for a finishing touch.

**61300186**  
Fits '12-'17 Dyna® models.



A. BATTERY & ELECTRICAL PANEL COVER KIT – CHROME



G. BATTERY SIDE COVER – CHROME



H. BATTERY COVERS – CHROME

## B. BATTERY COVER – CHROME

Dress your battery with a new chrome skin. This one-piece Chrome Battery Cover replaces the painted box and adds a bright contrast to the Original Equipment satin aluminum trim band.

**66375-06**  
Fits '06-'17 Dyna models (except FXDL). '14-'17 Dyna models require purchase of a battery cover trim band.



B. BATTERY COVER – CHROME



C. BATTERY COVER BAND – CHROME

## C. BATTERY COVER BAND – CHROME

This sweeping chrome band replaces the Original Equipment satin-finish band for a mirror-polished look. The easy-to-install ribbed chrome band is a high-contrast addition to a painted battery cover or the perfect finishing touch to the Chrome Battery Cover P/N 66375-06.

**66439-07**  
Fits '06-'17 Dyna models (except FLD, FXDL, '13-'17 FXDB and '14-'17 FXDF). Also fits models equipped with Battery and Electrical Panel Cover Kit P/N 61300186.

## D. BATTERY COVER BAND – HARLEY-DAVIDSON SCRIPT

Replace the Original Equipment satin aluminum trim band with a splash of chrome. This easy-to-install custom contoured trim band features a black-filled embossed Harley-Davidson script design and offers a stunning contrast to the factory painted battery cover or a great finishing touch for the Chrome Battery Cover P/N 66375-06 or 61300186.

**66443-06**  
Fits '06-'17 Dyna models (except FLD, FXDL, '13-'17 FXDB and '14-'17 FXDF). Also fits models equipped with Battery and Electrical Panel Cover Kit P/N 61300186.



D. BATTERY COVER BAND – HARLEY-DAVIDSON SCRIPT



E. ELECTRICAL PANEL TRIM – CHROME

## E. ELECTRICAL PANEL TRIM – CHROME

This sweeping chrome spear adds a mirror-polished accent to your bike's profile. The easy-to-install band is a high-contrast addition to the Original Equipment painted electrical panel cover or the perfect finishing touch on a Chrome Cover.

**66462-07**  
Fits '04-'17 Dyna models (except '06 FXD35, '04-'13 FXDL, '17-later FXDLS and '04-'08 FXDWG models with Original Equipment electrical panel cover).

## F. ELECTRICAL PANEL COVER WITH TRIM – CHROME

Chrome-plated Electrical Panel Cover with concealed mounting hardware provides a nice clean look. Kit includes panel cover, distinctive chrome-plated die-cast trim with black accented lines and Bar & Shield logo and all necessary mounting hardware.


**66426-04** Fits '04-'11 Dyna models.



F. ELECTRICAL PANEL COVER WITH TRIM – CHROME



I. COIL COVER – CHROME



I. COIL COVER – CHROME



J. BAR & SHIELD LOGO COIL COVER



K. VOLTAGE REGULATOR COVER

# CRUISER 103

Chassis Trim

## G. BATTERY SIDE COVER – CHROME\*

This chrome-plated cover is designed for use with the new Harley-Davidson® AGM sealed maintenance-free batteries and can be used in combination with Battery Top Cover P/N 66367-97 or 66368-97.

**66718-01**  
Fits '97-'03 XL and '97-'05 Dyna® models.

## H. BATTERY COVERS – CHROME\*

Chrome-plated battery enclosures include slotted openings for convenient visual check of battery fluid levels. Easy installation.

**66375-97**  
Fits '97-'05, '97-'05 FXD, '99-'05 FXDX and '01-'03 FXDXT models. Stock on FXDL, FXDWG and FXDS-CONV. models.

## I. COIL COVER – CHROME

This sleek, Chrome Coil Cover features an innovative design that conceals all the mounting hardware. It offers a great, easy way to customize a very visible part of your Dyna motorcycles.

**31709-04**  
Fits '04-'17 fuel-injected Dyna models.

## J. BAR & SHIELD LOGO COIL COVER

Featuring a radical open-face design with a Bar & Shield silhouette, this Chrome Coil Cover matches the Chrome Voltage Regulator Cover for an integrated custom look. Includes all mounting hardware.

**74616-04**  
Fits '04-'17 EFI Dyna and '01-'17 EFI equipped Softail® models (except FXCW, FXCWC, FXS, FXSB, FXSBSE, FXSE and FXST-Aus).

## K. VOLTAGE REGULATOR COVER

Designed for up-front style, the open face and floating Bar & Shield logo on this chrome cover provide good looks without compromising air flow across the voltage regulator. Kit includes chrome-plated mounting hardware.

**74667-06** Fits '06-'11 Dyna models.

## L. PREMIUM OIL COOLER KITS

This oil cooler was designed specifically for Harley-Davidson to out-perform all other coolers in the industry. The cooler features a unique Turbulator system that evenly distributes oil across the cooling chambers. The air fins are designed to efficiently dissipate heat. The oil cooler has been designed to simplify installation and enhance performance. The large heat exchanger provides excellent cooling efficiency. The kit features a one-piece adapter plate with integrated thermostat that allows oil lines to connect to the oil filter bracket. Thermostat activates at 185°F (85°C). Kit comes complete with mounting hardware and pre-cut oil lines.

**26151-07B** Horizontal Mount.  
Fits '06-'17 Dyna models (except FLD, FXDSE, FXDFSE, FXDLS and California models). Does not fit with Front Spoiler Kits or DEFINITIVE5™ Filtration System Kits. Fits with all H-D® Engine Guards. Includes chrome oil cooler cover.

**62700017A** Side Mount.  
Fits '07-'17 Dyna models (except FXDLS). Fits with all H-D® Engine Guards. Includes gloss black Oil Cooler Cover.



L. PREMIUM OIL COOLER KIT – DYNA HORIZONTAL MOUNT



L. PREMIUM OIL COOLER KIT – DYNA SIDE MOUNT

\*NOTE: Battery dimensions of Harley-Davidson AGM Batteries P/N 65989-97A, 65989-90B and 65991-82B may not allow use of accessory battery side covers on XL and Dyna models.



# 104 CRUISER

Color-Matched Quarter Fairing

## A. SOFTAIL® QUARTER FAIRING

This street performance-inspired Quarter Fairing is designed to reduce drag while providing a sleek, custom look. With a Dark Smoke windscreen featuring a Harley-Davidson script on the lower leading edge, it provides the wind protection you need to go all day while looking sinister in the process.

Fits '18-later FXBB and FXLR, '20-later FXLRS, FXST and '21-later FXBBS models. Requires separate purchase of model specific Fairing Bracket Kit. FXBB models require separate purchase of Turn Signal Brackets P/N 12700164 and 67800630 and Hardware P/Ns 67015-02 (qty 2), 7155 (qty 1) and 7331 (qty 1). Does not fit FXBB or FXLR models equipped with Moto Bar P/Ns 55800856 or 55800858 when using Original Equipment handlebar risers. FXLR models equipped with Moto Bar P/Ns 55800856 or 55800858 and Tall Risers P/N 55800852 or 55800854 require separate purchase of Turn Signal Brackets P/N 12700164 and 67800630.

<b>57001627</b>	Raw.
<b>57001615DH</b>	Vivid Black.
<b>57001615EKP</b>	Billiard Blue.
<b>57001615EKR</b>	Barracuda Silver.
<b>57001615ENR</b>	Barracuda Silver Denim.
<b>57001615EVC</b>	Fastback Blue.
<b>57001615EGZ</b>	Gunship Gray.
<b>57001615EUZ</b>	Redline Red.
<b>57001615ENT</b>	River Rock Gray.
<b>57001615ENX</b>	Billiard Red.
<b>57001615EOB</b>	Stone Washed White Pearl.
<b>57001615EOG</b>	Spruce.



A. SOFTAIL QUARTER FAIRING

## B. SOFTAIL QUARTER FAIRING BRACKET KIT

This matte black bracket kit is required for mounting the Quarter Fairing to your motorcycle.

### 57001249

Fits '18-later FXBB, FXBBS, FXLR and FXST. FXBB, FXBBS and FXST installation requires separate purchase of Turn Signal Brackets P/Ns, 12700164 and 67800630 and Hardware P/Ns 67015-02 (qty 2), 7155 (qty 1) and 7331 (qty 1). FXLR models with Tall Risers/Moto Bars require separate purchase of Turn Signal Brackets P/Ns 12700164 and 67800630 and Hardware P/N 67015-02 (qty 2).

### 57001250

Fits '20-later FXLRS models. Does not fit FXLRS models with Tall Risers and Moto Bars. Also compatible with 5.75" Headlight Bucket P/N 67700380, Trim Ring, Screw and Lock Nut P/N 67700375, 3383 and 7606.



B. SOFTAIL QUARTER FAIRING BRACKET KITS

# CRUISER 105

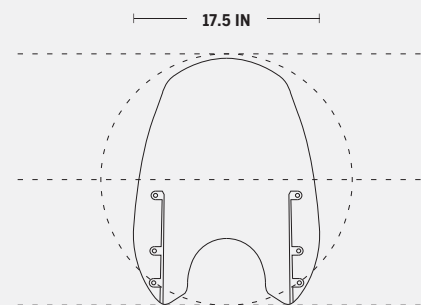
## DEFY THE WIND

At highway speed, you take the wind full-force in the chest, causing fatigue in your arms, neck and shoulders.

Take the pressure off with an easy-to-install detachable windshield.

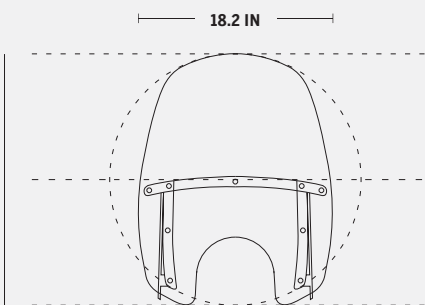
Shaped to divert air, rain and road debris around the rider, a windshield can add hours of riding comfort.

### KEEPING YOU COVERED



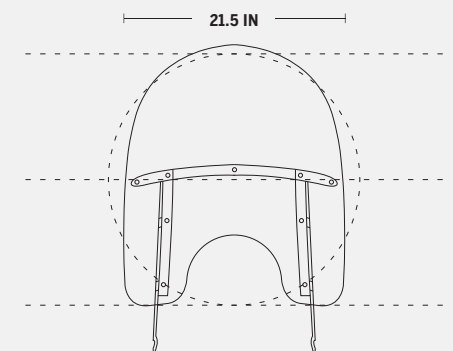
#### SUPER SPORT

Eliminates wind and debris, but keeps the wind-in-the-hair feeling. Ideal for a cool morning ride to the office, the sleek profile hugs the front lamps for a sporty look.



#### COMPACT

Traditional king-sized shape with a minimalist edge. For Harley-Davidson® custom and cruiser models, the Compact windshield provides wind and weather protection for every day riding.



#### KING SIZE

Nothing gets past this one. The King Size windshield is the ultimate in on-road protection. Available in a variety of shield heights, the road can't lay a finger on you.

### READY FOR TAKE-OFF

Designed to be installed or removed without tools in seconds, a detachable windshield gives you the freedom to define your ride at the drop of a hat. Ride across the country protected from the elements, then quickly remove the windshield to hit the streets in style.



To avoid looking through bug spots, condensation and road grime, select a windshield that tops out just below your line of sight.


#### WIND SPLITTER FLIP

Shaped for effective airflow management, Wind Splitter windshields feature a "flip" at the upper edge to help reduce helmet buffeting at speed.

#### SCRATCH-RESISTANT HARD-COATED POLYCARBONATE SHIELD

#### STAINLESS STEEL BRACKETS & BRACES

#### NO TOOLS QUICK-RELEASE MOUNT





# 106 CRUISER

Windshields – Super Sport

## A. WIND SPLITTER QUICK-RELEASE SUPER SPORT WINDSHIELD

Shaped with just the right mix of width and height to reduce the pounding air pressure against your chest, the Wind Splitter Super Sport Windshield allows you ride comfortably while maintaining the wind-in-the-hair feeling. The windshield's contoured design incorporates a flipped upper edge that manages airflow and turbulence across the top of the shield. The flip adds additional wind shear lift, and effectively provides the protection of a taller windscreen. Ideal for a cool morning ride, the sleek profile of the Super Sport Windshield hugs the front headlamp for a sporty look. And because the windshield mounts to the fork tubes with elegant die-cast lever-locking clamps, you get quick on-and-off convenience and a clean, custom look. Kit includes the hard-coated polycarbonate screen, brackets and quick-release docking clamps.

**57400323** 19" Light Smoke – Polished.  
Fits '18-'20 FXBB, FXBBS, FXLR, FXST and '14-'17 FXDL models. Does not fit FXLRS. Windshield dimensions: Overall height – 24.4"; width – 17.5".

**57400334** 19" Light Smoke – Polished.  
Fits '18-later FXBR and FXBRS models. Windshield dimensions: Overall height – 24.4"; width – 17.5".

## B. QUICK-RELEASE SUPER SPORT WINDSHIELD

Reduces the pounding of wind and shower of bugs, but keeps the wind-in-the-hair feeling. Ideal for a cool morning ride, the sleek profile of the Super Sport Windshield hugs the front headlamp for a sporty look. The windshield mounts to the fork tubes with elegant die-cast lever locking clamps, so the windshield does not require any "leave-behind" docking hardware. You get quick on-and-off convenience and a clean, custom look. No tools are required and the kit includes everything needed to install the windshield.

**57300-06** 19" Light Smoke.  
Fits '06-'17 Dyna® (except FLD, FXDWG, FXDF and FXDSE) and '18-later Softail® FXBB, FXBBS, FXLR and FXST models. FXDLS models require the removal of Original Equipment Wind Deflector. Windshield dimensions: Overall height-25.0"; width-20.1".

**57301-06** 19" Light Smoke.  
Fits '06-'17 FXDWG, '13-'17 FXSB and FXSBSE and '18-'20 FXBR and FXBRS models. Windshield dimensions: Overall height – 25.0"; width – 20.1".



**A. WIND SPLITTER QUICK-RELEASE SUPER SPORT WINDSHIELD (57400323 SHOWN)**



**B. QUICK-RELEASE SUPER SPORT WINDSHIELD (57300-06 SHOWN)**



**C. WIND SPLITTER QUICK-RELEASE COMPACT WINDSHIELD (57400327 SHOWN)**



**D. QUICK RELEASE COMPACT WINDSHIELD (58346\_06 SHOWN)**

# CRUISER 107

Windshields – Compact

## C. WIND SPLITTER QUICK-RELEASE COMPACT WINDSHIELD

Engineered to provide the riding comfort of a larger windshield, this Wind Splitter Windshield features a contemporary contour that sets it apart from the crowd. The compact shape is designed to keep the windshield below your line of sight so you don't need to look through bugs and road grime, while the flipped upper edge manages airflow and turbulence across the top of the shield. The flip adds additional wind shear lift to provide the protection of a taller windscreen. You get a fatigue-free highway ride with reduced pressure on your chest and arms, and the detachable design means you can ride without the shield when the mood strikes. The hard-coated polycarbonate windshield mounts to the fork tubes with elegant die-cast lever-release clamps, so the windshield does not require any leave-behind docking hardware. You get quick on-and-off convenience and a clean, custom look. No tools are required and the kit includes everything needed to install the windshield.

Fits '18-later FXBB, FXBBS, FXLR, FXST and '14-'17 FXDL models. Does not fit FXLRS.

**57400327** 18" Clear – Polished.  
Windshield dimensions: Overall height – 23.4"; width – 17.6".

**57400337** 18" Light Smoke – Polished.  
Windshield dimensions: Overall height – 23.4"; width – 17.6".

**57400331** 14" Light Smoke – Polished.  
Windshield dimensions: Overall height – 19.5"; width – 17.6".

Fits '18-'20 FXBR and FXBRS models.

**57400333** 18" Light Smoke – Polished.  
Windshield dimensions: Overall height – 23.4"; width – 17.6".

**57400336** 14" Light Smoke – Polished.  
Windshield dimensions: Overall height – 19.5"; width – 17.6".

## D. QUICK-RELEASE COMPACT WINDSHIELD

This tough, hard-coated polycarbonate Windshield wraps around the headlamp to offer the maximum wind protection available in a compact profile. The windshield mounts to the fork tubes with diecast lever-release clamps so the windshield does not require any leave behind hardware. You get quick on-and-off convenience and a clean, custom look. No tools are required.

Fits '19-'20 FXDRS models. Windshield dimensions: Overall height – 16"; width – 15".

**57400361** 16" Light Smoke.

Fits '06-'17 Dyna® (except FLD, FXDWG, FXDF and FXDSE) and '18-later FXBB, FXBBS, FXLR and FXST models. FXDLS models require the removal of Original Equipment Wind Deflector.

**58346-06** 18" Clear – Polished.  
Windshield dimensions: Overall height – 26.8"; width – 19.7".

**58348-06** 14" Light Smoke – Polished.  
Windshield dimensions: Overall height – 22.8"; width – 19.5".

Fits '06-'17 FXDWG, '13-'17 FXSB and FXSBSE and '18-'20 FXBR and FXBRS models.

**58387-06** 18" Clear – Polished.  
Windshield dimensions: Overall height – 26.8"; width – 19.5".

**58444-06** 14" Light Smoke – Polished.  
Windshield dimensions: Overall height – 22.8"; width – 19.5".

SOFTAIL



# 108 CRUISER

Windshields – Compact

## A. WIND SPLITTER DETACHABLE COMPACT WINDSHIELD

Shaped to divert headwinds around the rider, this compact windshield moderates the air pressure against your chest and reduces the strain on your arms during a long highway ride. Designed to provide the riding comfort of a larger windshield, this Wind Splitter Windshield features flipped upper edge to manage the airflow and turbulence across the top of the shield. The flip adds additional wind shear lift to provide the protection of a taller windscreen. The compact size is the perfect compromise between function and style on the road, and the detachable design means you can ride without the shield when you prefer a wind-in-the-hair experience. The hard-coated polycarbonate windshield mounts to the fork triple trees with rubber isolators to reduce vibration and to provide quick tool-free on-and-off installation. Kit includes all mounting hardware.

Fits '18-later FLFB and FLFBS models.

**57400368** 19" Clear – Polished.  
Windshield dimensions: Overall height – 23.2"; width – 18.9".

**57400367** 15" Light Smoke – Polished.  
Windshield dimensions: Overall height – 17.8"; width – 18.5".

Fits '18-later FXFB and FXFBS models.

**57400324** 19" Clear – Black.  
Windshield dimensions: Overall height – 23.2"; width – 18.9".

**57400330** 15" Light Smoke – Black.  
Windshield dimensions: Overall height – 17.8"; width – 18.5".



**A. WIND SPLITTER DETACHABLE COMPACT WINDSHIELD (57400324 SHOWN)**

## B. LIGHT SMOKE WINDSHIELD – 10"

Hit the highway with all-day comfort. This windshield maintains the cool style of the Low Rider® ST while enhancing rider protection from wind, rain and debris. The windshield is 4" taller than the stock Low Rider® ST windshield to provide added rider protection from wind, rain and debris. The Light Smoke finish does not interfere with forward vision. Made from a durable polycarbonate material that is protected by a hard-coat, scratch-resistant layer. The factory design maintains sleek lines of the fairing and offers an ideal fit.

**57400505**  
Fits '22-Later FXLRST models.



**B. LIGHT SMOKE WINDSHIELD – 10"**

## C. ST WIND DEFLECTOR

Maintain a low profile. This 2" tall wind deflector is designed specifically for riders of the Low Rider® ST model who prefer to ride with maximum style and minimal wind protection. The gold coating gives it dazzling style. An opaque gold finish complements wheels and accents of the Low Rider® ST model. Shaped to complement the shape of the Low Rider® ST fairing. Durable surface is protected by a scratch-resistant layer. Factory designed for an ideal fit and durability while providing a low, lean look for your custom ride.

**57400503**  
Fits '22-Later FXLRST models.



**C. ST WIND DEFLECTOR**

# CRUISER 109

Windshields – King Size

## D. KING-SIZE H-D® DETACHABLES™ WINDSHIELD

Nothing gets past this one. The King Size windshield is the ultimate in on-road protection. This full coverage shield creates a clean managed flow of air over and around the rider and passenger, and because it is designed to be installed or removed in seconds without tools, a detachable windshield gives you the freedom to define your ride at the drop of a hat. Ride across the country protected from the elements, then quickly remove the windshield to hit the streets in style. This one-piece windshield is formed from hard-coated polycarbonate material to resist scratching. The shield is attached to stainless steel mounting brackets supported by molded-rubber bushings for improved isolation. Windshields are available in a variety of heights to match your size, and with traditional polished or contemporary gloss black braces to match your bike's finishes. Kit includes mounting hardware.

Fits '18-later FLDE, FLHC and FLHCS models.

**57400328** 21" Clear – Polished.  
Windshield dimensions: Overall height – 26.8"; width – 21.4".

**57400332** 18" Clear – Polished.  
Windshield dimensions: Overall height – 23.8"; width – 21.5".

Fits '18-'21 FLSL models.

**57400369** 21" Clear – Black.  
Windshield dimensions: Overall height – 28.6"; width – 21.4".

**57400335** 18" Clear – Black.  
Windshield dimensions: Overall height – 23.8"; width – 21.5".



**D. KING-SIZE H-D DETACHABLES WINDSHIELD (DELUXE MODEL SHOWN)**

## E. KING-SIZE NOSTALGIC H-D DETACHABLES WINDSHIELD

A windshield provides a barrier between the rider and errant bugs, discarded cigarette butts, flying debris and bad air. The shield manages airflow and wind blasts to create a pocket of still air for both rider and passenger comfort. But it's not just about function. This one-piece windshield features a nostalgic horseshoe-shaped outer brace that is the perfect match for your classic Harley-Davidson® motorcycle. Formed from hard-coated polycarbonate to resist scratching, this tall windshield provides maximum protection on the highway, but when you want to ride "naked," the detachable shield can be removed completely or reinstalled in seconds to match your riding mood. Kit includes mounting hardware.

**57400329** 21" Clear – Polished.  
Fits '18-later FLDE, FLHC and FLHCS models. Windshield dimensions: Overall height – 27.0"; width – 21.5".



**E. KING-SIZE NOSTALGIC H-D DETACHABLES WINDSHIELD (DELUXE MODEL SHOWN)**

## F. SPORT GLIDE® WINDSHIELD

Style meets function. This 5.5" tall Windshield stands 4" taller than the Original Equipment Sport Glide wind deflector to offer sport styling with a little greater wind protection. The taller shield moves more air up and over the rider to reduce helmet buffeting and wind-related fatigue. Harley-Davidson® windshields are formed of hard-coated polycarbonate for strength and scratch resistance and the light smoke tint complements any paint color.

**57400360** 5.5" Light Smoke.  
Fits '18-'21 FLSB models.



**F. SPORT GLIDE WINDSHIELD**

### Also available:

#### TRANSPARENT PAINT GUARD KIT – SPORT GLIDE

This transparent skin is designed to protect your paint from bugs, boot scuffs and road debris. The crystal-clear material protects the paint without changing the overall look of your bike. And the optical properties of the material disguise minor scuffs and scratches. The application process is similar to that of tinted window film and the material can be removed and replaced when it is no longer cosmetically appealing. Scratches to paint can be expensive to repair but scratches to this film can be removed by applying a small amount of heat with a heat gun.

Fits '18-'21 FLSB models. Not recommended for use on denim or aftermarket paint.

**11100225** Fairing.

**11100222** Saddlebags.



## ENJOY THE RIDE

The relationship between the seat, the handlebar and the foot controls has an enormous impact on the comfort, control and confidence you feel when riding your motorcycle. Once you've picked the bike, it's time to choose the options that match your ride to your personal dimensions.

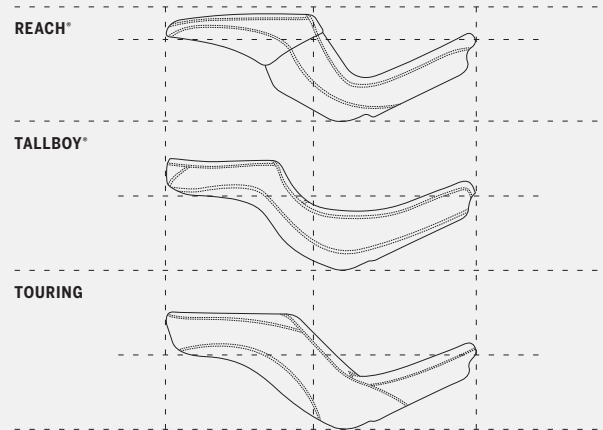


For shorter riders, consider tailoring your fit by changing to a Reach® Seat, Mid-Foot Controls, and lowered suspension height.



For taller riders, consider altering your ride by changing to a Tallboy® Seat and Extended Foot Controls.

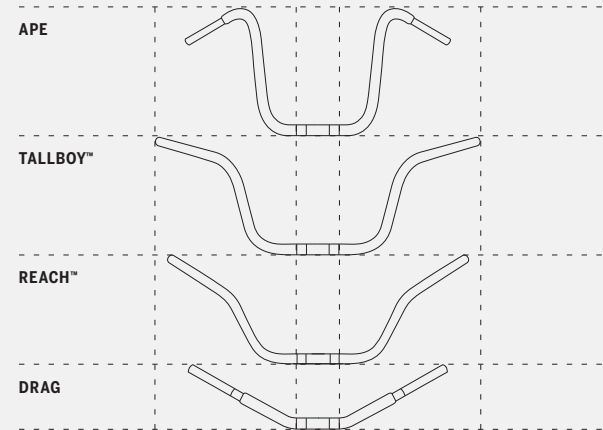
### ESTABLISH YOUR POSITION AND FEEL



#### SEATS

Seat height and shape impact rider comfort, fit and confidence. Where the seat positions you relative to the foot controls, hand controls and the ground plays a major role in the quality of your ride.

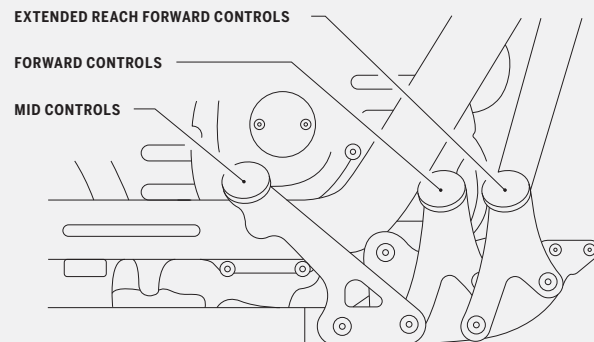
SEE PAGES 111-120



#### HANDLEBARS

Where the bar positions your arms, hands and wrists directly impacts how you feel on the motorcycle. Choose a bar that falls easily to hand, and does not pull you out of the seat when maneuvering.

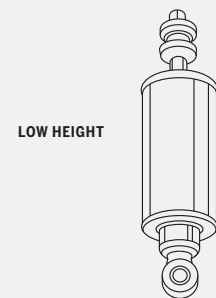
SEE PAGES 526-539



#### FOOT CONTROLS

Repositioning your feet can relieve muscle tension, take pressure off the tailbone and reduce fatigue. The correct riding position can add hours of comfort and hundreds of miles to your daily saddle time.

SEE PAGES 131-137



#### SUSPENSION

Adjusting your motorcycle's ride height by raising or lowering the suspension is often the first step in fitting the bike to your stature. Being sure-footed at a stop can really increase your sense of confidence.

SEE PAGE 130



A. BEVEL SOLO SEAT (52000389 SHOWN)



A. BEVEL SOLO SEAT (52000391 SHOWN)



B. BEVEL TWO-UP SEAT (52000400 SHOWN)



C. BEVEL PASSENGER PILLION (52400197 SHOWN)



C. BEVEL PASSENGER PILLION (52400196 SHOWN)

#### A. BEVEL SOLO SEAT

You make zero compromises when it comes to style so you're not about to trade looks for comfort. And why should you? Now you can have the best of both worlds and no one needs to know. The Bevel Seats were created with all the attitude to suit your styling direction while providing all the function without the bulky look of a comfort seat. The low, slim profile of the Bevel Seats complement the lines of your bike while the carbon fiber-like inserts, chevron-shaped pleating, HDMC embroidered script and edgy aluminum button detail, that your back end won't feel, add a custom look. What nobody sees but makes any ride better is the lightweight and breathable 3D mesh material. 3D mesh absorbs the impact of even the worst roads even though the material is significantly thinner than comparable seats. Taped seams provide water resistance to keep your back end dry even when the seat is wet and, the "bevel" at the back of the seat adds to the rider's lower back comfort.

##### 52000389

Fits '18-later FL5B, FXLR, FXLRS and FXLRST models. Seat width 12.75". Does not fit with passenger pillions.

##### 52000391

Fits '18-later FXFB and FXFBS models. Seat width 11.5".

#### B. BEVEL TWO-UP SEAT

You make zero compromises when it comes to style so you're not about to trade looks for comfort. And why should you? Now you can have the best of both worlds and no one needs to know. The Bevel Seats were created with all the attitude to suit your styling direction while providing all the function without the bulky look of a comfort seat. The low, slim profile of the Bevel Seats complement the lines of your bike while the carbon fiber-like inserts, chevron-shaped pleating, HDMC embroidered script and edgy aluminum, "no-feel" button detail, that your back end won't feel, add a custom look. What nobody sees but makes any ride better is the lightweight and breathable 3D mesh material. 3D mesh absorbs the impact of even the worst roads even though the material is significantly thinner than comparable seats. Taped seams provide water resistance to keep your back end dry even when the seat is wet and, the "bevel" at the back of the seat adds to the rider's lower back comfort.

##### 52000400

Fits '18-later FXBB, '20-later FXST and '21-later FXBBS models. Seat width 12.5"; passenger pillion width 7.0".

#### C. BEVEL PASSENGER PILLION

Let your passenger ride in comfort without giving up all the attitude you've styled your bike to have. Taped seams provide water resistance to keep your passenger's back end dry even when the seat is wet. Styled to match the Bevel Solo Seat.

##### 52400196

FXDR 114 Styling. Fits '19-'20 FXDRS models equipped with Bevel Solo Seat P/N 52000390. Passenger pillion width 9.25".

##### 52400197

FXFB Styling. Fits '18-'20 FXFB and FXFBS models equipped with Bevel Solo Seat P/N 52000391. Passenger pillion width 6.75".



3D Mesh Technology



Water-Resistant Seams



# 112 CRUISER

Seating – Reach®

## REACH® SOLO SEATS

From the custom metal Harley-Davidson® medallion to the sleek fast-back design, this seat is shaped to deliver the ergonomic position that a shorter rider needs. Sculpted and molded to ease the reach to the controls, this Reach® Solo seat positions the rider closer to the controls when compared to the stock seat. The narrow nose and the seating position provides the rider with added confidence and control while the bike is at a stop or during parking maneuvers, while the generous seating width adds support for the long haul. And the seat's upturned tail keeps you in place without confining you to one position. For maximum comfort and support, these seats are recommended for riders between 5'-2" and 5'-8" tall.

### A. REACH SOLO SEAT – DELUXE STYLING

Styled to complement the classic looks of the Softail® Deluxe model, this Reach Solo Seat features double-row stitching down the center of the seating surface, and premium leather valance side panels with decorative inserts. Matching Passenger Pillion P/N 52400175 is available.

Measurements as compared to other seating options:

- Stock '18 Deluxe model seat – 1.5" forward
- Stock '18 Heritage model seat – 1.5" forward

#### 52000302

Fits '18-later FLDE, FLHC and FLHCS models. Does not fit with FLHC or FLHCS Original Equipment passenger pillion. Seat width 14.5".

### B. REACH SOLO SEAT – SOFTAIL SLIM STYLING

This minimalistic Reach Solo Seat features a classic tuck & roll design that perfectly complements the bobber style of the Softail Slim® models. Matching Passenger Pillion P/N 52400129 is available.

Measurements as compared to other seating options:

- Stock '18 Softail Slim model seat – 1.25" forward.

#### 52000303

Fits '18-'21 FLSL models. Seat width 11.5".

### C. REACH SOLO SEAT – '18 BREAKOUT STYLING

This comfortable Reach Solo Seat is styled to match the Softail Breakout® model's Original Equipment seat and features rich red stitching, a textured vinyl inlay and Harley-Davidson medallion insert. The seating surface and stitching complements the model year '18 Original Equipment passenger pillion.

Measurements as compared to other seating options:

- Stock '18 Breakout model seat – 1.5" forward.

#### 52000304 Red Stitching.

Fits '18-'20 FXBR and FXBRS models equipped with Original Equipment passenger pillion or Sundowner Pillion P/N 52400225 or 52400169. Seat width 13.0".

### D. REACH SOLO SEAT – '19-'20 BREAKOUT STYLING

This comfortable Reach Solo Seat is styled to match the Softail Breakout model's Original Equipment seat and features grey stitching, a textured vinyl inlay and Harley-Davidson medallion insert. The seating surface and stitching complements the model year '19 Original Equipment passenger pillion.

Measurements as compared to other seating options:

- Stock '19 Breakout model seat – 1.5" forward.

#### 52000430 Grey Stitching.

Fits '18-'20 FXBR and FXBRS models equipped with Original Equipment passenger pillion or Sundowner Pillion P/N 52400225 or 52400169. Seat width 13.0".



A. REACH SOLO SEAT – DELUXE STYLING



B. REACH SOLO SEAT – SOFTAIL SLIM STYLING



C. REACH SOLO SEAT – '18 BREAKOUT STYLING, RED STITCH (SHOWN WITH ORIGINAL EQUIPMENT PILLION)



D. REACH SOLO SEAT – '19 BREAKOUT STYLING, GREY STITCH



E. REACH SEAT – FXDR 114 STYLING



F. REACH SOLO SEAT – FAT BOY STYLING (SHOWN WITH ORIGINAL EQUIPMENT PILLION)



G. REACH TWO-UP SEAT – SPORT GLIDE STYLING



H. REACH TWO-UP SEAT – FAT BOB STYLING

# CRUISER 113

Seating – Reach®

### E. REACH® SOLO SEAT – FXDR 114 STYLING

This Reach® Solo Seat puts you closer to the controls without sacrificing the FXDR™ 114 model's head-turning style. Designed to position riders with a shorter inseam closer to the ground, Reach Seats are shaped to place the rider in a comfortable and confident relationship to the hand and foot controls. Compared to the stock seat, the Reach seat moves the rider approximately 1.5" forward bringing the legs closer together for an easier reach to the controls and the ground. Reach Seats feature a stepped profile that provides back support and keeps the rider from sliding back during acceleration. This Reach Solo Seat is styled to match the FXDR 114 model's Original Equipment seat.

Measurements as compared to other seating options:

- Stock FXDRS model seat – 1.5" forward.

#### 52000398

Fits '19-'20 FXDRS models. Seat width 11.5".

### F. REACH SOLO SEAT – FAT BOY STYLING

This Reach Solo Seat puts you closer to the controls without sacrificing the Fat Boy® model's head-turning style. The seat features stitching and seat textures are a perfect match for the Original Equipment passenger pillion.

Measurements as compared to other seating options:

- Stock '18 Fat Boy model seat – 1.0" forward.

#### 52000352

Fits '18-later FLFB and FLFBS models equipped with Original Equipment passenger pillion or Sundowner Pillion P/N 52400170. Seat width 14.0".

### REACH TWO-UP SEATS

Designed to position riders with a shorter inseam closer to the ground, Reach Two-Up Seats are shaped to place the rider in a comfortable and confident relationship to the hand and foot controls. The wide seating surface provides loads of support and the narrow tapered nose brings the rider's legs together for an easier reach to the ground at a stop. These Reach Two-Up Seats feature a stepped profile that keeps the rider from sliding rearward during acceleration, and a generous raised passenger position that cradles the tailbone for hours of riding comfort. The rich vinyl seating surface is accented with a classic Harley-Davidson® medallion.

### G. REACH TWO-UP SEAT – SPORT GLIDE STYLING

Designed to look like a separate solo seat and pillion, this smooth vinyl one-piece Reach Two-Up Seat perfectly complements the sweeping lines of the Low Rider® model.

Measurements as compared to other seating options:

- Stock '18 Low Rider model seat – 0.5" lower, 1.5" forward.

#### 52000354

Fits '18-later FLSB, FXLR, FXLRS and FXLRST models. Seat width 12.0"; passenger pillion width 5.5".

### H. REACH TWO-UP SEAT – FAT BOB STYLING

Designed to reflect the technical style of the Original Equipment Fat Bob® seat, this Reach Two-Up seat features textured suede-like seating surfaces for grip, and raised center panels for a tough, tactical look.

Measurements as compared to other seating options:

- Stock '18 Fat Bob model seat – 0.5" lower, 1.25" forward.

#### 52000353

Fits '18-later FXFB and FXFBS models. Seat width 11.0"; passenger pillion width 6.0".



Reach Seats

SOFTAIL



# 114 CRUISER

Seat – Tallboy®

## TALLBOY® TWO-UP SEATS

The correct riding position can help a tall rider sit comfortably on the bike and avoid leg cramps and back strain during a long day in the saddle. For riders with a longer inseam, a Tallboy® Seat moves the rider up and back from the stock seating position to eliminate the “knees-high” riding position and effectively place the body for a natural arm and leg reach to the controls. Tallboy Seats feature a bucket-shaped design and a wide seating surface to reduce pressure on the rider’s tailbone, without looking bulky or overstuffed. And the passenger pillion is shaped and padded to maximize passenger comfort. The rich vinyl seating surface is accented with a round Harley-Davidson® medallion.

### A. TALLBOY TWO-UP SEAT – DELUXE, HERITAGE, SOFTAIL SLIM® AND STREET BOB®

Measurements as compared to other seating options:

- Stock '18 Deluxe model seat – 2.5" rearward, 1.0" higher.
- Stock '18 Heritage model seat – 2.5" rearward, 1.0" higher.
- Stock '18 Slim model seat – 1.75" rearward, 1.75" higher.
- Stock '18 Street Bob® model seat – 2.5" rearward, 1.0" higher.

**52000355**

Fits '18-later FLDE, FLHC, FLHCS, FLST, FXBB, FXBBS and FXST models. Seat width 14.5"; passenger pillion width 9.75".

### B. TALLBOY TWO-UP SEAT – FAT BOY® AND BREAKOUT®

Measurements as compared to other seating options:

- Stock '18 Fat Boy® model seat – 3.5" rearward, 0.75" higher.
- Stock '18 Breakout® model seat – 1.75" rearward, 1.25" higher.

**52000356**

Fits '18-later FLFB, FLFBS, FXBR and FXBRS models. Seat width 14.25"; passenger pillion width 10.0".

### C. TALLBOY TWO-UP SEAT – LOW RIDER®

Measurements as compared to other seating options:

- Stock '18 Low Rider® model seat – 2.75" rearward, 1.0" higher.

**52000305**

Fits '18-later FLST, FXLR, FXLRS and FXLRST models. Seat width 14.5"; passenger pillion width 9.0".



A. TALLBOY TWO-UP SEAT – DELUXE, HERITAGE, SOFTAIL SLIM AND STREET BOB



B. TALLBOY TWO-UP SEAT – FAT BOY AND BREAKOUT



C. TALLBOY TWO-UP SEAT – LOW RIDER



D. HARLEY HAMMOCK TOURING SEAT



D. HARLEY HAMMOCK TOURING SEATS (FAT BOY MODEL SHOWN)



D. HARLEY HAMMOCK TOURING SEATS (DELUXE MODEL SHOWN WITH OPTIONAL RIDER BACKREST)

# CRUISER 115

Seating – Hammock

## D. HARLEY® HAMMOCK TOURING SEATS

Stay in the saddle all day. These Harley® Hammock seats feature broad seating surfaces and a shallow bucket shape to distribute the weight and reduce pressure points. Beneath the 2" of traditional dual-density foam, the rider's weight is supported by a revolutionary fabric suspension system. The sling-like suspension system is integrated into the seat and acts like a hammock, providing 2" of suspension above the seat pan. This internal system prevents bottoming out and provides a 30% improvement in comfort and endurance over the long haul by sheltering the rider from pothole and highway expansion joint impacts. The seat's diamond-stitched vinyl surface is easy to clean and maintain, and it can be equipped with an optional Rider Backrest for additional back support.

**52000294**

Fits '18-later FLFB, FLFBS, FXBR and FXBRS models. Seat width 16.5"; passenger pillion width 10.75".

**52000290**

Fits '18-later FLDE, FLHC, FLHCS, FLST, FXBB, FXBBS and FXST models. Seat width 16.0"; passenger pillion width 11.25".

**Shown with:**

### ADJUSTABLE RIDER BACKREST

Add back support for long-haul riding comfort. This contoured backrest pad is shaped to provide full lower back support without pushing the rider forward and the slim profile maximizes the available passenger space. An adjustable support bracket with four mounting locations accommodates different seats and riding positions. The backrest pad angle can be adjusted for maximum comfort.

**52300409**

Fits '18-later FLDE, FLHC, FLHCS, FLST, FXBB, FXBBS FLFB, FLFBS, FXBR, FXBRS, FXLRS, FXLRST and FXST models equipped with Signature Hammock Seat P/N 52000290 or 52000294. Backrest pad width 11.25".



Tallboy Seats

SOFTAIL



# 116 CRUISER

## Cruiser – Seating

### SUNDOWNER™ SOLO SEATS

Ride sun-up to sun-down in comfort and style. The Sundowner™ Solo Seat's shape and foam density were developed and refined during hundreds of hours of test rides and ergonomic evaluations. The unique seat features a deep bucket design that cradles the tailbone and provides back support for the rider. The narrow nose of the seat was sculpted to bring the legs closer together, and to look great where it meets the tail of the fuel tank. The seats are constructed with premium vinyl surfaces for comfort and durability.

#### A. SUNDOWNER SOLO SEAT – DELUXE AND HERITAGE SOFTAIL®

Styled with rounded curves and stitched center panels, this wide Sundowner Solo Seat complements the styling of classic Softail® models. Matching Passenger Pillion P/N 52400168 is available for Softail Deluxe and Heritage models.

**52000291**

Fits '18-later FLDE, FLHC and FLHCS models. Seat width 16.5".

#### B. SUNDOWNER SOLO SEAT – FAT BOY®

Smooth vinyl and double row stitched side panels define the look of the Sundowner Solo Seat for Fat Boy® models, and perfectly complement the Original Equipment passenger pillion. Or for additional passenger comfort, team this seat with the matching Sundowner Pillion P/N 52400170.

**52000293**

Fits '18-later FLFB and FLFBS models. Seat width 16.25".

#### C. BRAWLER® SOLO SEAT

When it's time to go it alone, go in style. These premium quality solo saddles feature a smooth, sleek shape that hugs the frame rails for a true custom look. The Brawler® seat's design places the rider "in" the bike for a low-slung riding position, and features a kick-up in the rear to hold the rider in place. The Brawler seat features a unique hidden post and grommet seat mount for a clean custom look, and the fastback tail is accented with a custom medallion set into the surface. The custom stitched vinyl seating surface features a subtle inlay of contrasting material, and the contoured foam padding provide a firm but luxurious feel. Seat does not fit with passenger pillions.

**52000301**

Fits '18-later FLDE, FLHC, FLHCS, FLSL, FXBB, '20-later FXST and '21-later FXBBS models. Seat width 10.0". Does not fit with passenger pillions.

#### D. BADLANDER® SEAT

Clean smooth covers, subtle top-stitching and a frame-hugging profile add up to a statement only Harley could create. The low design delivers a reduced seat height that is ideal for riders that want the shortest possible reach to the ground, and the long and lean shape allows tall riders to move back from the hand and foot controls without sitting higher on the bike. This seat is wrapped in water-resistant vinyl and finished with an embroidered Harley-Davidson script. Kit includes grab strap and all mounting hardware.

**52000300**

Fits '18-later FLDE, FLHC, FLHCS, FLSL, FXBB, FXBBS and FXST models. FLDE, FLSL, and FXBB models require separate purchase of Passenger Footpegs and Passenger Footpeg Mounting Kit P/N 50500769 or 50500771. Seat width 12.0"; passenger pillion width 5.5".

**52000298**

Fits '18-later FLSE, FXLR, FXLRS and FXLRST models. Seat width 11.0"; passenger pillion width 6.0".



A. SUNDOWNER SOLO SEAT – DELUXE AND HERITAGE SOFTAIL (DELUXE SHOWN WITH SUNDOWNER PILLION)



B. SUNDOWNER SOLO SEAT – FAT BOY (SHOWN WITH SUNDOWNER PILLION)



C. BRAWLER SOLO SEAT (52000301 SHOWN)



D. BADLANDER SEAT (52000300 SHOWN)



E. SUNDOWNER SEAT – FXDR 114 STYLING



F. SUNDOWNER PASSENGER PILLION – FXDR 114 STYLING



G. SUNDOWNER SEAT – DELUXE, HERITAGE SOFTAIL, SOFTAIL SLIM & STREET BOB



H. SUNDOWNER SEAT – FAT BOB



I. SUNDOWNER SEAT – LOW RIDER

# CRUISER 117

## Seating – Sundowner™

### E. SUNDOWNER™ SOLO SEAT – FXDR® 114 STYLING

With the Sundowner™ Seat, you don't have to sacrifice style for comfort. The watch-strap pleated design provides a high-tech look while ensuring pressure points are eliminated and the black on black stitching complements the FXDR® 114 model's styling. While the Sundowner Seat's low profile makes it the perfect match for the FXDR 114, it is much wider than the stock seat, which helps distribute body weight for long-haul comfort while the scooped shape provides added rider back support while removing pressure points.

**52000399**

Fits '19-'20 FXDRS models. Seat width 14.0".

### F. SUNDOWNER PASSENGER PILLION – FXDR 114 STYLING

Styled to match the design and stitching of the Sundowner Solo Seat with FXDR 114 styling, this Sundowner Passenger Pillion provides long-distance comfort for your riding companion.

**52400204**

Fits '19-'20 FXDRS models equipped with Sundowner Solo Seat P/N 52000399. Requires separate purchase of Passenger Footpeg Mounting Kit. Also fits with but does not match Original Equipment seat. Passenger pillion width 10.0".

### SUNDOWNER TWO-UP SEATS

The Sundowner Seat provides the maximum in long-riding comfort. The deep-bucket design puts your body in the proper touring position and the generous padding makes it comfortable for both the rider and passenger as the miles are adding up. The dish shape provides added rider back support and the wide passenger pillion is shaped to minimize pressure points.

### G. SUNDOWNER SEAT – DELUXE, HERITAGE SOFTAIL®, SOFTAIL SLIM® & STREET BOB®

Styled with smooth vinyl covering and generous rider and passenger spaces, this comfortable Sundowner Two-Up Seat is shaped to maximize time in the saddle. But the sweeping center panel stitching and the tapered sides visually shrink the seat to minimize the perceived bulk on a stripped-down Street Bob® or Softail Slim® model.

**52000295**

Fits '18-later FLDE, FLHC, FLHCS, FLSL, FXBB, FXBBS and FXST models. Seat width 14.25"; passenger pillion width 10.0".

### H. SUNDOWNER SEAT – FAT BOB®

Inspired by the styling of the Original Equipment Fat Bob seat, this Sundowner Two-Up Seat provides long range comfort for both the rider and the passenger, without distracting from the bike's muscular personality.

**52000349**

Fits '18-later FXFB and FXFBS models. Seat width 14.0"; passenger pillion width 10.25".

### I. SUNDOWNER SEAT – LOW RIDER®

Stitched to match the Original Equipment Low Rider® Seat, this comfortable Sundowner Two-Up Seat is ready to deliver you and your passenger to distant destinations in maximum comfort and style.

**52000350**

Fits '18-later FLSE, FXLR, FXLRS and FXLRST models. Seat width 15.0"; passenger pillion width 12.25".

SOFTAIL



# 118 CRUISER

## Seating & Pillion

### A. PASSENGER PILLION – STREET BOB®/SOFTAIL SLIM® MODELS STYLING\*

Bring a passenger along for the ride. This easy-to-install detachable Passenger Pillion features a tuck and roll cover styled to match the Original Equipment solo seat. Kit includes mounting hardware and grab strap.

**52400128** Street Bob Styling. Fits '18-later FXBB, FXBBS and FXST models with Original Equipment solo seat. Requires separate purchase of Passenger Footpegs and Passenger Footpeg Mounting Kit P/N 50500769 or 50500771. Pillion width 6.75".

**52400129** Softail Slim Styling. Fits '18-'21 FLSL models with Original Equipment solo seat or Reach® Solo Seat P/N 52000303. Requires separate purchase of Passenger Footpegs and Passenger Footpeg Mounting Kit P/N 50500769 or 50500771. Pillion width 6.75".

### B. TOURING PASSENGER PILLION – SOFTAIL DELUXE STYLING\*

Styled to match the stitching and texture of the Softail® Deluxe Original Equipment or the Reach solo rider seat, these stylish pillions provide an extra comfortable ride for your passenger on those long journeys. Easy to install without removal of the rider seat, this kit includes mounting hardware and matching grab strap.

**52400175** Softail Deluxe Styling. Fits '18-'20 FLDE models with Original Equipment solo seat or Reach Solo Seat P/N 52000302. Requires separate purchase of Passenger Footpegs and Passenger Footpeg Mounting Kit P/N 50500769 or 50500771. Pillion width 9.75".

### C. SUNDOWNER PASSENGER PILLION – HERITAGE SOFTAIL STYLING\*

Styled with double row center panel stitching and blacked-out rectangular studs, this comfortable Sundowner™ Passenger Pillion is a perfect replacement for the minimalistic Original Equipment passenger seat.

**52400171** Fits '18-later FLHC and FLHCS models with Original Equipment Solo Seat. Passenger pillion width 11.25".

### D. SUNDOWNER PASSENGER PILLION – DELUXE & HERITAGE SOFTAIL\*\*

Turn your Sundowner Solo Seat equipped ride into the ultimate two-up touring machine. Styled to match the Sundowner Solo Seat P/N 52000291, this seat will keep your passenger happy for hours in the saddle.

**52400168** Fits '18-later FLDE, FLHC and FLHCS models with Sundowner Solo Seat P/N 52000291. Passenger pillion width 11.25".

### E. SUNDOWNER PASSENGER PILLION – BREAKOUT\*\*

Shaped for maximum passenger comfort, this Sundowner Passenger Pillion is the perfect match for your Breakout® model's Original Equipment or Sundowner Solo Seat.

Fits '18-'20 FXBR and FXBRS models with Original Equipment solo seat, Sundowner Solo Seat P/N 52000429 or 52000292, or Reach Solo Seat P/N 52000304 or 52000430. Passenger pillion width 11.75".

**52400169** Red Stitch.

**52400225** Grey Stitch.

### F. SUNDOWNER PASSENGER PILLION – FAT BOY®\*

This sculpted pillion will keep your passenger comfortable as the miles add up. Styled to match the Fat Boy® Original Equipment or Sundowner Solo Seat P/N 52000293.

**52400170** Fits '18-later FLFB and FLFBS models with Original Equipment solo seat, Sundowner Solo Seat P/N 52000293, or Reach Solo Seat P/N 52000352. Passenger pillion width 12.0".

### G. PASSENGER PILLION – FXDR™ 114 STYLING

This pillion is a perfect match with the stock rider seat.

**52400186** Fits '19-'20 FXDRS models equipped with Original Equipment solo seat. Requires separate purchase of Passenger Footpeg Kit P/N 50501128. Seat width 10.25".



A. PASSENGER PILLION – SOFTAIL STREET BOB STYLING



A. PASSENGER PILLION – SOFTAIL SLIM STYLING



B. TOURING PASSENGER PILLION – SOFTAIL DELUXE STYLING



C. SUNDOWNER PASSENGER PILLION – HERITAGE SOFTAIL STYLING



D. SUNDOWNER PASSENGER PILLION – DELUXE & HERITAGE SOFTAIL



E. SUNDOWNER PASSENGER PILLION – BREAKOUT, RED STITCHING



E. SUNDOWNER PASSENGER PILLION – BREAKOUT, GREY STITCHING



F. SUNDOWNER PASSENGER PILLION – FAT BOY



G. PASSENGER PILLION – FXDR 114 STYLING



H. ROAD ZEPPELIN SEAT PAD



I. CIRCULATOR SEAT AND WIDE BACKREST PADS



J. RAIN COVER – SOLO SEAT



J. RAIN COVER – TWO-UP

# CRUISER 119

## Seating Accessories

### H. ROAD ZEPPELIN® SEAT PAD

Experience ultimate comfort. Designed to ensure hours of comfort in the saddle, Road Zeppelin® Seat Pads are equipped with a unique air bladder system that allows your weight to be supported evenly across the entire seating surface. Whether you have a low-profile seat or a larger, more comfortable seat, you will feel the benefits. This air bladder system is designed to reduce pressure points, provide shock absorption and reduce vibration. Unlike other mouth-inflated seat pads, the Road Zeppelin Pad features an easy-to-reach integrated hand pump and metered air release valve that permits quick and controllable adjustment. You can easily adjust the comfort and support while seated on the pad. The UV-stable and snag-resistant mesh cover allows air to circulate beneath the rider's body, reducing the temperature trapped between the rider and seat. Shaped to conform to most Harley-Davidson® seats, the pads feature adjustable mounting straps and a non-skid surface to keep them in place. The hand-washable seat pad can be deflated and rolled for compact storage.

**52000327** Rider. Fits rider position on all models equipped with Original Equipment or accessory seats. Also fits passenger position on Touring models with large pillion area. Pad width – 14.0".

**52400162** Passenger. Fits Original Equipment and accessory passenger pillions. Pad length – 12.0"; width – 9.0".

### I. CIRCULATOR SEAT AND BACKREST PADS

Keep comfortable on your next long ride. These breathable Circulator Pads feature 3D construction that promotes air movement and reduces heat buildup where the rider's body touches the seat or backrest. Designed to keep the rider cool by reducing the perspiration buildup between you and the seating surface, the Circulator Pad can be installed and removed in seconds for easy cleaning. The low-profile design minimizes seat-height change compared to inflatable pads, while enhancing comfort with its shock-absorbing construction. Manufactured of UV-stable materials, these seat pads resist fading when exposed to the sun. Elastic under-seat strap and non-slip base provide secure installation and the available Circulator Passenger Pillion Pad attaches to the rider pad with hook-and-loop tabs.

**51076-10** Large Seat Pad. Fits Softail®, Touring and Trike models with Original Equipment and accessory seats. Will not fit Bobber or Road Zeppelin seats. Pad width – 16.0".

**51078-10** Passenger Pillion Pad. Fits Original Equipment and accessory passenger pillions. Pad width – 13.0".

**52300103** Wide Backrest Pad. Fits wide profile rider and passenger backrest pads up to 12.0" wide and 9.0" tall.

### J. RAIN COVERS\*

Featuring a handy storage sack, this black nylon, water-resistant, Cordura® cover packs easily and shelters your seat from the storm.

**51638-97** Solo Seat. Fits H-D® solo seats (except XR and FLSTS).

**51639-97** Two-Up. Fits VRSC™, XG, XL, Dyna® and Softail models with Two-Up seats. Does not fit Touring and Trike models. Does not fit with Rider Backrests.



**\*WARNING:** Do not install on models that are not equipped with passenger footpegs. Doing so could result in death or serious injury.



**\*WARNING:** Do not use while riding; could result in death or serious injury.



# 120 CRUISER

Seating – Accessories

## A. TUCK & ROLL SOLO SADDLE

This Solo Saddle features a classic tuck & roll vinyl seating surface that is wrapped around a poured and contoured pad that maximizes comfort while maintaining the minimalist “just enough to ride” look. Easy to install, the combination of the bolt-on seat and the model-specific Spring Seat Installation Kit (sold separately) includes everything you need to get the bobber look. The Installation Kit includes beehive-style springs that help cushion the ride, or for maximum old school style, add the low profile Rigid Mount Kit for a truly slammed look.

**52000315**

Fits '18-later FL5L, FXBB, FXBBS and FXST models. Installation requires purchase of Spring Saddle Mounting Kit P/N 52100029. Does not fit with passenger pillion.



A. TUCK & ROLL SOLO SADDLE



B. BOBBER SOLO SADDLE – ANTIQUE BROWN LEATHER

## B. BOBBER SOLO SADDLES

The smooth gloss black metal seat pan provides a clean, custom look. Easy to install, the combination of the bolt-on seat and the model-specific Spring Seat Installation Kit (sold separately) includes everything you need to get the bobber look. The Installation Kit includes beehive-style springs that help cushion the ride, or for maximum old-school style, add the low profile Rigid Mount Kit for a truly slammed look.

**52000381** Antique Brown Leather.

Fits '18-later FL5L, FXBB, FXBBS and FXST models. Installation requires purchase of Spring Seat Mounting Kit P/N 52100029. Does not fit with passenger pillion.



C. SPRING SADDLE INSTALLATION KIT



D. RIGID MOUNT SADDLE INSTALLATION KIT

## C. SPRING SADDLE INSTALLATION KIT

Required when fitting a Spring Solo Saddle on '18-later Street Bob® and Softail Slim® models, this kit includes everything needed for a simple bolt-on installation. The kit features beehive-style springs that maximize seat travel while maintaining a low-profile, a custom formed steel under-seat cover, a polished stainless steel hinge and all necessary hardware. The under-seat cover is finished in gloss black, and features a stainless steel mesh accent panel. The seat can be tilted forward, permitting removal of the under-seat panel and easy access to suspension adjustment.

**52100029**

Fits '18-later FL5L, FXBB, FXBBS, FXLRS, FXLRST and FXST models.

## D. RIGID MOUNT SADDLE INSTALLATION KIT

Get the low, lean, minimalistic, garage-built look when you want it. When you need a little more cushion, these posts can easily be replaced with the original springs. Kit includes two gloss black aluminum threaded posts and grommets.

**52100043**

Fits '18-later FL5L, FXBB, FXBBS and FXST models. Requires separate purchase of Spring Saddle Installation Kit P/N 52100029.



E. QUICK-RELEASE SEAT HARDWARE KIT – CHROME



E. QUICK-RELEASE SEAT HARDWARE KIT – GLOSS BLACK

## E. QUICK-RELEASE SEAT HARDWARE KIT

A raised-logo Harley-Davidson emblem finishes the look. SAE 1/4"-20 thread.

Fits '97-later XG, XL, Dyna®, Softail® (except '12-'17 FLS models equipped with Original Equipment seat), Touring and Trike models equipped with SAE 1/4"-20 seat mount hardware. Does not fit seats equipped with spring-loaded rear seat bracket.

**51676-97A** Chrome.

**10500093** Gloss Black.

## F. SEAT MOUNTING NUTS – GLOSS BLACK

No tools required. Sold in pairs.

**10400049**

Fits all Softail and Touring models with Original Equipment or Genuine Motor Accessory 2-piece seat and knurled seat mounting nuts.



F. SEAT MOUNTING NUTS – GLOSS BLACK



G. TANK KNEE PAD KIT

## G. TANK KNEE PAD KIT

These self-adhesive rubber knee pads provide a touch of old-school style. The rich black rubber pads feature tapered ribs and a raised Bar & Shield logo to protect the surfaces where your legs contact the tank. The compact pads measure 7.0" by 2.75", and are flexible enough to fit many tank profiles. Sold in matched pairs.

**57300065**

Fits fuel tanks on many Harley-Davidson Street®, Sportster®, Dyna and Softail models. May cover a portion of fuel tank graphics; check appearance before adhering to tank.

# CRUISER 121

## THE FLEXIBILITY OF SUPPORT

A HoldFast™ detachable sissy bar and passenger backrest pad is the starting point to build a complete touring machine.

The backrest provides long-range comfort and support while adding a feeling of control and confidence for the passenger. Once the Docking Hardware Kit is installed, adding or removing a HoldFast detachable accessory is a simple “pivot and click” proposition.

### DETACHING A HOLDFAST™ ACCESSORY



#### INSTALL

Position the sissy bar to pivot on the front docking points. Rotate the backrest to engage the rear docking points, and lock it into place with a gentle downward push. That's all there is to do.



#### REMOVE

Grasp and pull the latching tabs rearward to release the sissy bar and pivot forward to clear the rear docking points. Lift the upright free from the front docking points, and you're done.



## A. HOLDFAST™ DOCKING HARDWARE KIT

The ideal choice for maximum versatility, this complete kit contains the docking hardware necessary to install all HoldFast™ detachable accessory options. Even if you only install a passenger backrest today, this kit allows you to add additional accessories as your touring demands change. Kit includes docking points to allow installation of H-D® Detachables™ Sissy Bar, Solo Luggage Rack, Two-Up Luggage Rack, Solo Tour-Pak® Rack or Two-Up Tour-Pak Rack.

Fits '18-later FLFB, FLFBS, FXBR and FXBRS models.

**52300643** Chrome.

**52300644** Gloss Black.

Fits '18-later FLDE, FLHC, FLHCS, FL5L, FXBB, FXBBS, FXFB, FXFBS, FL5B, FXLR, FXLRS, FXLRST and FXST models.

**52300645** Chrome.

**52300646** Gloss Black.



# 122 CRUISER

## Backrests & Racks

### A. HOLDFAST™ SISSY BAR UPRIGHT

A sissy bar and passenger backrest pad is the starting point for building a complete touring machine. The backrest adds long-range comfort and support and provides a feeling of confidence and control for the passenger. HoldFast™ One-Piece Uprights feature an exclusive latch system that permits the backrest to be installed or removed in seconds to add versatility to your ride. The HoldFast sissy bar upright simply slips into position on the docking points, and the fingertip latches are clicked into position for a positive lock. HoldFast Sissy Bars are available in short and standard height for optimized passenger back support. A wide variety of Backrest Pads are available to match your comfort or customizing requirements, and the kit includes a matching 3-point backrest pad mount bracket.

Fits '18-later FLDE, FLHC, FLHCS, FLSL, FXBB, FXBBS and FXST models. Installation requires separate purchase of model-specific Docking Hardware Kit.

**52300442** Standard-Height, Chrome.

**52300446** Standard-Height, Gloss Black.

**52300444** Short, Chrome.

**52300448** Short, Gloss Black.

Fits '18-later FLFB, FLFBS, FXBR and FXBRS models. Installation requires separate purchase of model-specific Docking Hardware Kit.

**52300437** Standard-Height, Chrome.

**52300439** Standard-Height, Gloss Black.

**52300436** Short, Chrome.

**52300441** Short, Gloss Black.

Fits '18-later FXFB and FXFBS models. Installation requires separate purchase of model-specific Docking Hardware Kit.

**52300454** Standard-Height, Gloss Black.

**52300456** Short, Gloss Black.

Fits '18-later FLSE, FXLR, FXLRS and FXLRST models. Installation requires separate purchase of model-specific Docking Hardware Kit.

**52300432** Standard-Height, Chrome.

**52300434** Standard-Height, Gloss Black.

**52300433** Short, Chrome.

**52300435** Short, Gloss Black.



A. HOLDFAST SISSY BAR UPRIGHT – CHROME



A. HOLDFAST SISSY BAR UPRIGHT – GLOSS BLACK



A. SHORT HOLDFAST SISSY BAR UPRIGHT – CHROME (DELUXE MODEL SHOWN)



A. STANDARD-HEIGHT HOLDFAST SISSY BAR UPRIGHT – GLOSS BLACK (HERITAGE SOFTAIL MODEL SHOWN)



A. STANDARD-HEIGHT HOLDFAST SISSY BAR UPRIGHT – GLOSS BLACK (FAT BOB MODEL SHOWN)



A. SHORT HOLDFAST SISSY BAR UPRIGHT – CHROME (BREAKOUT MODEL SHOWN)



A. STANDARD-HEIGHT HOLDFAST SISSY BAR UPRIGHT – GLOSS BLACK (LOW RIDER MODEL SHOWN)



A. SHORT HOLDFAST SISSY BAR UPRIGHT – GLOSS BLACK (LOW RIDER MODEL SHOWN)



B. ONE-PIECE TALL RIGID MOUNT SISSY BAR (SHOWN WITH PASSENGER BACKREST PAD 52300504)



B. ONE-PIECE TALL RIGID MOUNT SISSY BAR



B. ONE-PIECE TALL RIGID MOUNT SISSY BAR



C. PASSENGER BACKREST PAD – 21" TALL SISSY BAR

# CRUISER 123

## Backrests & Racks

### B. ONE-PIECE TALL RIGID MOUNT SISSY BAR

Strap on your bed roll or your backpack, and hit the road. This classic paper-clip style sissy bar is the perfect finishing touch to a stripped-down bobber motorcycle build. The 21" tall sissy bar features a rolled steel upright that is welded to the rigid-mount side plates for a custom-made look. Bolted directly to the fender struts, the upright offers a narrow profile and a clean installation. Designed to complement two-up and solo-seat equipped motorcycles, this sissy bar kit includes installation hardware for Passenger Backrest Pad P/N 52300504 (pad sold separately). Available in your choice of gloss black or chrome finish, kit includes installation hardware.

Fits '18-later FLDE, FLHC, FLHCS, FLSL, FXBB, FXBBS and FXST models. Does not fit with Boom!™ Audio Cruiser Amp & Speaker Expansion Kit P/N 76000666 or 76000700.

**52300503** Chrome.

**52300502** Gloss Black.

### C. PASSENGER BACKREST PAD – 21" TALL SISSY BAR

Add a comfortable back stop for your passenger. This easy-to-install minimalistic pad utilizes the mounting strap included with the Tall Sissy Bar for a clean, tidy look. The smooth vinyl covered pad is styled to complement a wide variety of stock and accessory seats.

**52300504**

Fits '18-later FLDE, FLHC, FLHCS, FLSL, FXBB, FXBBS and FXST models equipped with Rigid Mount Tall Sissy Bar Upright P/N 52300502 or 52300503.



# 124 CRUISER

## Backrests & Racks

### A. PASSENGER BACKREST PAD – COMPACT

Sized to complement low-profile custom seats, this Compact Passenger Backrest Pad combines practical passenger support with custom compact style. Pads include mounting bracket and hardware required for attachment to sissy bar upright. Pad height 3.75"; width 6.5".

Fits '18-later Softail® models equipped with Short or Standard Height HoldFast™ Sissy Bar Uprights. Also fits Touring models equipped with Short H-D® Detachables™ Passenger Sissy Bar Upright P/N 52935-04A, 52610-09A or 54248-09A. Will not fit seats with tall passenger pillion pads.

**52300559A** Smooth Black Vinyl.

**52300558A** Fat Bob Styling.

**52300555A** Red Stitch Breakout Styling.

**52300617A** Grey Stitch Breakout Styling.

**52300556A** Fat Boy Styling.



**A. PASSENGER BACKREST PAD – SMOOTH BLACK VINYL**



**A. PASSENGER BACKREST PAD – FAT BOB STYLING**



**A. PASSENGER BACKREST PAD – '18 BREAKOUT STYLING, RED STITCH**



**A. PASSENGER BACKREST PAD – '19-'20 BREAKOUT STYLING, GREY STITCH**



**A. PASSENGER BACKREST PAD – FAT BOY STYLING**



**B. PASSENGER BACKREST PAD – MID-SIZED SMOOTH BLACK VINYL**



**B. PASSENGER BACKREST PAD – MID-SIZED LOW RIDER STYLING**



**C. STYLED BACKREST PAD MOUNT**



**D. SPORT LUGGAGE RACK FOR HOLDFAST Sissy BAR UPRIGHTS – CHROME (LOW RIDER MODEL SHOWN)**



**D. SPORT LUGGAGE RACK FOR HOLDFAST Sissy BAR UPRIGHTS – GLOSS BLACK (LOW RIDER MODEL SHOWN)**



**E. HOLDFAST TWO-UP LUGGAGE RACK – CHROME (LOW RIDER MODEL SHOWN)**



**E. HOLDFAST TWO-UP LUGGAGE RACK – GLOSS BLACK (FAT BOB MODEL SHOWN)**



**F. HOLDFAST LOCKING LATCH – CHROME**



**F. HOLDFAST LOCKING LATCH – CHROME (TOUR-PAK RACK)**

# CRUISER 125

## Backrests & Racks

### D. SPORT LUGGAGE RACK FOR HOLDFAST™ Sissy BAR UPRIGHTS\*

Smooth sweeping curves and the brilliant chrome or gloss black finish defines the look of this Sport Luggage Rack. Designed to complement both short and standard-height HoldFast™ Sissy Bar Uprights, this sleek rack adds a practical and stylish touch to the motorcycle. When firmly bolted to the HoldFast Sissy Bar system, the combined backrest and luggage rack can be installed or removed from the bike in seconds for a truly versatile touring or cruising machine. For convenient packing, the side supports of these round bar racks are slotted to accept nylon luggage tie-down straps.

Fits '18-later FLDE, FLHC, FLHCS, FLSL, FXBB, FXBBS and FXST models equipped with HoldFast Sissy Bar Upright.

**50300124A** Chrome.

**50300125A** Gloss Black.

Fits '18-later FLFB, FLFBS, FXBR and FXBRS models equipped with HoldFast Sissy Bar Upright.

**50300126A** Chrome.

**50300127A** Gloss Black.

Fits '18-later FLFB, FXFB, FXFBS, FXLR, FXLRS and FXLRST models equipped with HoldFast Sissy Bar Upright.

**50300130** Chrome.

**50300131A** Gloss Black.

### E. HOLDFAST™ TWO-UP LUGGAGE RACK\*

Low-profile styling defines the look of this Two-Up Luggage Rack. Designed to be installed without a sissy bar, this rack is ideal for carrying everything you need on your daily commute. These HoldFast™ Luggage Racks feature an exclusive latch system that permits the rack to be installed or removed in seconds, adding versatility to your ride. The HoldFast rack simply slips into position on the docking points, and the fingertip latches are clicked into position for a positive lock. Available in mirror chrome or rich gloss black finish, the leading edge of the rack features a flip design that keeps luggage from sliding forward, and provides a convenient tie-down attachment point.

Fits '18-later FLDE, FLHC, FLHCS, FLSL, FXBB, FXBBS and FXST models equipped with two-up seats. Installation requires separate purchase of model-specific Docking Hardware Kit. FLHC and FLHCS models with oversize international registration plates may interfere with Luggage Rack and may require separate purchase of License Plate Relocation Kit P/N 67900472.

**50300133** Gloss Black.

Fits '18-later FLSB, FXLR, FXLRS and FXLRST models equipped with two-up seats. Installation requires separate purchase of model-specific Docking Hardware Kit.

**50300136** Chrome.

Fits '18-later FXFB and FXFBS models equipped with two-up seats. Installation requires separate purchase of model-specific Docking Hardware Kit.

**50300140** Gloss Black.

### F. HOLDFAST™ LOCKING LATCH

Secure your valuables. This locking system allows you to protect your HoldFast™ Sissy Bar, Luggage Rack or Tour-Pak® Mounting Rack from theft, providing security and peace of mind when parking your vehicle. The kit includes (2) keys and (1) locking mechanism.

Fits '18-later Softail® models equipped with HoldFast detachable Sissy Bar, Luggage Rack or Solo Tour-Pak Mounting Rack.

**52300513** Chrome.

**52300514** Black.

Fits '18-later FLDE, FLHC, and FLHCS models equipped with HoldFast detachable Two-Up Tour-Pak Mounting Rack.

**52300518** Chrome.

**52300519** Black.



**\*WARNING:** Do not use this rack as a seat. Do not exceed the fender rack weight capacity. Using as seat or exceeding this capacity could cause handling problems, which could result in loss of control and death or serious injury.



# 126 CRUISER

## Saddlebags

### A. H-D® DETACHABLES™ SADDLEBAGS

Sized for commute to work or a ride across the country, these modern bags are styled to complement the stripped down look of the Softail® cruiser models. These modern waterfall-style saddlebags are completely removable with the simple pull of the internal handle and a rearward slide, leaving your bike stripped down and unencumbered. When removed, the bag leaves behind simple, inconspicuous docking points. The bags feature a flip back lid and a reinforced vinyl-wrapped body with perforated style panels that complement stock and many accessory seats. The bags are finished with nickel snap-to-close hardware and a black chrome Harley-Davidson® signature medallion. Bags include all required mounting hardware, and can be installed with HoldFast™ sissy bars and racks when equipped with model-specific docking hardware. Luggage capacity: 2,170 cubic inches total

#### 90201561A

Fits '18-later FL5L, FXBB, FXBBS, FXLR, FXLRS and FXST models. Installation requires separate purchase of License Plate/Turn Signal Relocation Kit P/N 67800802 or 67800830.



A. H-D DETACHABLES SADDLEBAGS

### B. H-D DETACHABLES LEATHER SADDLEBAGS – NOSTALGIC STYLE

These traditional throw-over style leather saddlebags are completely removable with the simple pull of the internal handle, leaving your bike clean and ready to cruise the boulevard. When removed, the bag leaves behind simple, inconspicuous docking points. Styled to complement the unique look of the stripped-down Softail Slim® and Street Bob® models, these bags feature a leather tub and a reinforced lid that complement stock and many accessory seats. The traditional leather straps and the brass buckles and hardware add a distinctive retro look. Bags include all required mounting hardware, and can be installed with HoldFast sissy bars and racks when equipped with model-specific docking hardware. Luggage capacity: 2,170 cubic inches total.

#### 90201552A

Fits '18-later FL5L, FXBB, FXBBS, FXLR, FXLRS and FXST models. Installation requires separate purchase of License Plate/Turn Signal Relocation Kit P/N 67800802 or 67800830.

#### Shown with:

#### REAR TURN SIGNAL/LICENSE PLATE RELOCATION KIT

Required for saddlebag installation on certain Softail models, these elegant sweeping mounts move the turn signals and the side-mount rearward on the fender struts, maintaining the stock lines. Available in chrome or gloss black to match the Original Equipment fender strut covers.

Fits '18-later FLFB, FLFBS, FL5L, FXBB, FXBBS, FXFB, FXFBS, FXBR, FXBRS, FXLR, FXLRS and FXST models.

67800802 Chrome.

67800830 Black.



B. H-D DETACHABLES LEATHER SADDLEBAGS – NOSTALGIC STYLE

### C. H-D DETACHABLES SADDLEBAGS – BRASS TRIM

Trimmed with classic valise straps, brass buckles and a matching brass Harley-Davidson® signature medallion, these bags are the perfect complement to your custom ride. These large-capacity lockable detachable saddlebags are completely removable with the simple pull of the internal handle, leaving your bike clean and ready to cruise the boulevard. When removed, the bags leave behind two simple, inconspicuous docking points. These handsome slant-style bags feature push-button latching swing-out lids that are easy to operate with one hand. The hard-shell design retains its shape in all kinds of weather, and the locking hinged lids offer modern convenience and security. Bags include all required mounting hardware, and can be installed with HoldFast™ sissy bars and racks when equipped with model-specific docking hardware.

#### 90201645A

Fits '18-later FLFB, FLFBS, FXBR and FXBRS models. Installation requires separate purchase of License Plate/Turn Signal Relocation Kit P/N 67800802 or 67800830. Luggage capacity: 2,840 cubic inches total.

#### 90201644A

Fits '18-'20 FLDE models. Luggage capacity: 2,970 cubic inches total.



C. H-D DETACHABLES SADDLEBAGS – BRASS TRIM (BREAKOUT MODEL SHOWN)

NOTE: Some Harley-Davidson® saddlebags are made of leather. Fine leathers or other natural materials WILL gain “character,” such as wrinkles or wear, with age. This is normal. A fine, aged patina and character wrinkles are a sign of the extremely high-quality materials used to construct your saddlebags. The appearance of scars or marks on the leather is a result of using natural leather panels and should not be thought of as an imperfection. Please use Harley-Davidson® Leather Protectant P/N 93600034 to protect your investment.

# CRUISER 127

## Saddlebags

### D. H-D® DETACHABLES™ LOCKING SADDLEBAGS

Shaped to complement the flowing lines of the Softail® cruiser models, these premium saddlebags feature a classic slant-style design with a modern twist. Wrapped in a combination of smooth and perforated-look vinyl, the hardshell bags will retain their shape in all kinds of weather. The hinged locking lid tilts outward for easy one-handed access. And when your trip is over, the bags can be removed with the simple turn of the internal lever, leaving behind nothing but inconspicuous docking points. Bags include all required mounting hardware, and can be installed with HoldFast™ sissy bars and racks when equipped with model-specific docking hardware.

#### 90201555A

Fits '18-'20 FLDE models. Luggage capacity: 2,970 cubic inches total.

#### 90201513A

Fits '18-later FLFB, FLFBS, FXBR and FXBRS models. Installation requires separate purchase of License Plate/Turn Signal Relocation Kit P/N 67800802 or 67800830. Luggage capacity: 2,840 cubic inches total.



D. H-D DETACHABLES LOCKING SADDLEBAGS – BREAKOUT SHOWN

### E. RIGID MOUNT SADDLEBAGS – SOFTAIL DELUXE STYLING

These premium saddlebags are ready to go the distance. Styled to complement the Softail® Deluxe model's profile, these bags offer plenty of storage for a trip across town or across the country. The fine textured vinyl surface and black chrome medallion add an elegant touch, and the hard-shell body retains its shape in all kinds of weather. The push-button latching lids swing open with one hand for easy loading, and are lockable for added security. The bags are compatible with HoldFast accessories when installed with the appropriate docking hardware kits. Kit includes reflectors. Total luggage capacity: 2,510 cubic inches.

#### 90201558

Fits '18-'20 FLDE models.



E. RIGID MOUNT SADDLEBAGS – SOFTAIL DELUXE STYLING

### F. SINGLE-SIDED SWINGARM BAG

Less is more. With enough room for the essentials, these stylish Swingarm Bags eliminate the need to stuff your pockets or bungee a bag across the passenger pillion. Shaped to hug the contour of your bike's frame, these compact bags add an old-school look. Bags are constructed of heavyweight leather and feature a pouch-style flap lid that is secured with two traditional straps and buckles. The semi rigid-backed bag is secured to the left side of the bike with easy-to-install adjustable straps. Luggage capacity: 450 cubic inches total.

#### SINGLE-SIDED SWINGARM BAG – ANTIQUE BROWN LEATHER

Crafted from supple brown pull-up leather, this classic Swingarm Bag will gain character and a well-worn authentic look with use. The flip-open lid is secured with traditional straps and buckles, and the bag features antique hardware that complements the old-school look.

#### 90201568

Fits '00-later Softail® models (except FLSTC, FLSTNSE, FLSTSE, FXDRS, FXCW, and FXCWC). Does not fit models equipped with left-hand toolbox, passenger footboards, chrome swingarm covers, saddlebags, or saddlebag guards.

#### SINGLE-SIDED SWINGARM BAG – BLACK LEATHER

Constructed with heavy boot-grade leather, this rich black Swingarm Bag is the perfect complement to any paint color or customizing style. The flip-open lid is secured with quick-disconnect clips hidden behind the traditional leather straps and brushed nickel-finished buckles.

#### 90201567

Fits '00-later Softail models (except FLSTC, FLSTNSE, FLSTSE, FXDRS, FXCW, and FXCWC). Does not fit models equipped with left-hand toolbox, passenger footboards, chrome swingarm covers, saddlebags, or saddlebag guards.



F. SINGLE-SIDED SWINGARM BAG – ANTIQUE BROWN LEATHER



F. SINGLE-SIDED SWINGARM BAG – BLACK LEATHER

NOTE: Some Harley-Davidson® saddlebags are made of leather. Fine leathers or other natural materials WILL gain “character,” such as wrinkles or wear, with age. This is normal. A fine, aged patina and character wrinkles are a sign of the extremely high-quality materials used to construct your saddlebags. The appearance of scars or marks on the leather is a result of using natural leather panels and should not be thought of as an imperfection. Please use Harley-Davidson® Leather Protectant P/N 93600034 to protect your investment.



# 128 CRUISER

## Saddlebags

### A. BLACK STANDARD LINE THROW-OVER SADDLEBAGS

Made of ultra-durable leather-like synthetic featuring a debossed H-D #1 logo, the Black Standard Line Bags have a simple, black on black style that complements many styling directions and budgets. An internal reinforcement system maintains the bag's shape over time. The "MOLLE-style" system of mounting loops accommodate hook and loop straps and allow for versatility in mounting. The bags feature matte black enamel buckles with hidden quick-detach buckles underneath. These Throw-Over Bags feature side gussets for increased capacity and straight and perpendicular mounting loops for easy mounting. Quick-release buckles get you in and out of the bag fast. These Throw-Over Bags can be used with or without a passenger pillion. If used with a passenger pillion, the straps should be mounted under the pillion and the cross-over straps feature a soft, non-scratch backing. Installation requires purchase of Saddlebag Support Rails and may require the purchase of a Turn Signal Relocation Kit. Large bag measures: 16.5" L x 11.5" H x 7" D. Internal capacity: 1,350CI. Weight capacity: 10 lbs/bag. Compact bag measures: 10" L x 11.5" H x 5.25" D. Internal capacity: 600CI. Weight capacity: 6 lbs/bag.

Fits '82-later XL (except XL1200T), '08-'17 Dyna® (except FLD), '84-'99 Softail®, and '18-later Softail models equipped with H-D® Saddlebag Supports. '18-later Softail models require purchase of Turn Signal Relocation Kit P/N 67800802 or 68700830.

**90201770** Large.  
**90201769** Compact.



A. BLACK STANDARD LINE THROW-OVER SADDLEBAGS – LARGE



A. BLACK STANDARD LINE THROW-OVER SADDLEBAGS – COMPACT



B. SADDLEBAG SUPPORTS – GLOSS BLACK

### B. SADDLEBAG SUPPORTS – GLOSS BLACK

Required to keep your throw over-style saddlebags away from the wheel, swingarm and brake caliper. Fits with or without Sissybar Uprights.

**90201777**  
Fits '18-later FLSL, FXBB, FXBBS and FXST models. Required with Throw-Over Saddlebags P/Ns 90201770 or 90201769.

### C. SADDLEBAG TRAVEL-PAKS – HERITAGE MODEL

Simplify packing and unpacking your motorcycle. Made from water-resistant material, these liners are designed to fit into the Original Equipment saddlebags on Heritage Classic models and Softail® Deluxe Rigid Mount Saddlebags P/N 90201558. The Travel Pak bags feature two-way zippers for easy access, and embossed Bar & Shield patches for style.

**93300107**  
Fits '18-later FLHC and FLHCS models with Original Equipment saddlebags. Also fits FLDE models equipped with Softail Deluxe Rigid Mount Saddlebags P/N 90201558.



C. SADDLEBAG TRAVEL-PAKS – HERITAGE MODEL



D. SADDLEBAG TRAVEL-PAKS – SPORT GLIDE MODEL

### D. SADDLEBAG TRAVEL-PAKS – SPORT GLIDE® MODEL

Simplify packing and unpacking your motorcycle. These well-constructed water-resistant bags are designed to fit perfectly into the Sport Glide® model's saddlebags. The soft sides conform to the interior of the luggage to help use every available inch of space. Styled with a Bar & Shield logo, these bags feature heavy-duty zippers, comfortable carrying handles and convenient D-rings for optional shoulder straps.

**93300110**  
Fits '18-'21 FLSE models.

### E. SADDLEBAG GUARDS

Saddlebag guards provide a style borrowed from the past that makes a unique statement here and now. Includes mounting hardware and instructions.

Fits '18-later FLHC and FLHCS models.

**90201312** Chrome.  
**90201315** Black.



E. SADDLEBAG GUARDS – CHROME



E. SADDLEBAG GUARDS – BLACK

NOTE: Some Harley-Davidson® saddlebags are made of leather. Fine leathers or other natural materials WILL gain "character," such as wrinkles or wear, with age. This is normal. A fine, aged patina and character wrinkles are a sign of the extremely high-quality materials used to construct your saddlebags. The appearance of scars or marks on the leather is a result of using natural leather panels and should not be thought of as an imperfection. Please use Harley-Davidson® Leather Protectant P/N 93600034 to protect your investment.

# CRUISER 129

## Tour-Pak® Luggage

### TOUR-PAK® LUGGAGE

When you're serious about racking up the miles, Tour-Pak® luggage systems allow you to pack everything you need for a cross-country trip or a run to the grocery store. Each style of Tour-Pak Luggage features a lockable lid and a matching backrest pad. And, when you arrive at your destination, the Tour-Pak and its HoldFast™ Mounting Rack can be removed in seconds to return your bike to a stripped-down profile. Each Tour-Pak has a capacity of 2,580 cubic inches (enough to fit one full-face helmet or two half helmets) and measures 18.5" W x 18.75" D x 12.25" H. Mounting racks and docking kits are sold separately.

Fits '18-later FLDE, FLHC, FLHCS, FLSE, FLSE, FXBB, FXBBS, FXLRS and FXST models equipped with HoldFast Detachable Solo or Two-Up Tour-Pak Mounting Rack.

### F. TOUR-PAK LUGGAGE – HERITAGE STYLE

Accented with twin rows of blacked-out rectangular studs, this Tour-Pak is the perfect match for the seats and saddlebags on your Heritage Softail® model.

**53000598**



F. TOUR-PAK LUGGAGE – HERITAGE STYLE



G. TOUR-PAK LUGGAGE – SMOOTH VINYL

### G. TOUR-PAK LUGGAGE – SMOOTH VINYL

Styled to complement a wide variety of Softail® seats and saddlebags and features fine-grain texturing with perforated side panels.

**53000570**

### HOLDFAST™ DETACHABLE TOUR-PAK LUGGAGE MOUNTING RACK

Harley-Davidson HoldFast docking hardware allows you to transform your ride in the blink of an eye. Switch from a comfortable passenger backrest to load-hauling Tour-Pak luggage in seconds. You can easily remove the Tour-Pak luggage for easy maneuverability around town and reinstall it for an epic ride across the country. Tour-Pak Luggage and model-specific Docking Hardware Kits sold separately.

### H. HOLDFAST SOLO TOUR-PAK LUGGAGE MOUNTING RACK

The Solo Tour-Pak Mounting Rack moves the Softail Tour-Pak luggage forward to a comfortable rider-supporting position. Designed for use with a solo seat, this Rack positions the Tour-Pak luggage over the fender to serve as a backrest for the rider. Tour-Pak can be repositioned forward or aft over a .75" range to maximize rider space. Simple fingertip operated latches release the rack from the docking hardware for easy removal.

Fits '18-later FLDE, FLHC, FLHCS, FLSE, FXBB, FXBBS and FXST models equipped with a solo seat. Installation requires separate purchase of model-specific Docking Hardware Kit.

**50300174** Chrome.  
**50300176** Gloss Black.



H. HOLDFAST SOLO TOUR-PAK LUGGAGE MOUNTING RACK – CHROME



H. HOLDFAST SOLO TOUR-PAK LUGGAGE MOUNTING RACK – GLOSS BLACK

### I. HOLDFAST TWO-UP TOUR-PAK MOUNTING RACK

With the HoldFast Two-Up Tour-Pak Mounting Rack, you can change your riding style in seconds. With a simple pull of the HoldFast latches, you can convert your bike from a touring machine with a Tour-Pak to a street cruiser with a detachable sissy bar upright. When using a Tour-Pak, the rack is adjustable over a .75" range, allowing the Tour-Pak to be located for maximum passenger room and comfort.

Fits '18-later FLDE, FLHC and FLHCS models equipped with a two-up seat. Installation requires separate purchase of model-specific Docking Hardware Kit. FLHC and FLHCS models with oversized international registration plates may interfere with Luggage Rack and may require separate purchase of License Plate Relocation Kit P/N 67900472.

**50300186** Chrome.  
**50300188** Gloss Black.

Fits '18-'21 FLSE models equipped with a two-up seat. Installation requires separate purchase of model-specific Docking Hardware Kit.

**50300192** Gloss Black.



I. HOLDFAST TWO-UP TOUR-PAK MOUNTING RACK – CHROME



I. HOLDFAST TWO-UP TOUR-PAK MOUNTING RACK – GLOSS BLACK (FLSB MODEL SHOWN)

SOFTAIL



# 130 CRUISER

## Suspension

### A. PROFILE® LOW FRONT SUSPENSION\*

Designed by Harley-Davidson and Showa®, this kit reduces the front fork length by over 1.0". This Profile® Low front suspension utilizes dual bending valve technology to preserve original ride quality. Springs are wound to allow a compliant, yet controlled ride. A perfect addition during the installation of chrome or gloss black lower fork sliders, the kit includes two fork springs, two damper tubes, seals and hardware.

#### 45500427

Fits '18-later FLDE, FLHC, FLHCS, FLSL, FXBB, FXBBS, FXLR and FXST models. FLDE model requires separate purchase of Jiffystand P/N 50000156. FXBB, FXBBS and FXST models require separate purchase of Jiffy Stand P/N 50000127. FLHC and FLHCS models must be equipped with Profile Low Rear Suspension P/N 54000134 and requires separate purchase of Jiffystand P/N 50000156..

### B. PROFILE LOW REAR SUSPENSION\*

This suspension lowers the seat height approximately .75" while preserving ride quality. Spring and damping rates are tailored to ensure a controlled ride. Shock features multi-staged damping to ensure optimal performance under varying conditions. The pre-load adjuster allows easy access for setting proper sag according to rider's weight for optimal comfort. Kit includes one rear shock absorber.

#### 54000134

Fits '18-later FLHC and FLHCS models. Installation requires separate purchase of Jiffy Stand P/N 50000127 if not equipped with Profile Low Front Suspension P/N 45500427.

#### 54000143

Fits '18-later FXFB and FXFBS models. Installation requires separate purchase of Jiffy Stand P/N 50000127.

### C. TALL REAR SHOCK\*

This tall rear shock can be used to raise the motorcycle seat height for comfort or to increase lean angle for more cornering clearance during aggressive riding. Increased rear wheel travel may improve comfort and reduce suspension bottoming for some riders. Pre-load is adjustable using a Spanner Wrench (sold separately) to dial in sag based on weight of rider, passenger and luggage, for ideal handling and ride. Designed and validated by Harley-Davidson for fit and performance you can count on.

#### 54000294

Fits '18-later Softail models (except FLHC, FLHCS, FXFB, FXFBS, FLFB, FLFBS and '21-later FXLRS). Also fits '17-'20 FXLRS. Original Equipment on '22-later FXLRS models.



A. PROFILE LOW FRONT SUSPENSION



B./C. SOFTAIL REAR SUSPENSION



**\*WARNING:** Installation of any accessory suspension components may affect cornering clearance and jiffy stand operation. This could distract the rider, causing loss of control and death or serious injury.



**\*WARNING:** The Profile Low Front Spring Kit cannot be used independently and must be used with the appropriate Profile Rear Shock Lowering Kit. Installation of any accessory suspension components may affect cornering clearance and jiffy stand operation. This could distract the rider, causing loss of control and death or serious injury.

# CRUISER 131

## Foot Controls

### D. STANDARD FORWARD CONTROL MOUNTS – CHROME

This kit replaces the factory painted forward control mounts with brilliant chrome. Finished to complement chrome or polished foot pegs and levers, these supports are manufactured from Original Equipment components for proper fit. Kit includes left and right supports and chrome mounting hardware.

#### 50500693

Fits '18-later FLFSB, FXFB, FXFBS, FXBR, FXBRS and FXDRS models with forward controls.

### E. RIDER FOOTBOARD MOUNTS – CHROME

Complete the custom transformation by replacing the stock painted footboard brackets with brilliant chrome. The perfect complement to custom footboards, this kit is manufactured with Original Equipment components for proper fit, and are polished and plated to a brilliant finish. Kit includes chrome mounting hardware.

#### 50500695

Fits '18-later FLDE, FLHC, FLHCS and FLSL models with rider footboards.

#### 50500696

Fits '18-later FLFB and FLFBS models with rider footboards.

### F. EXTENDED REACH FORWARD CONTROL KIT\*

Stretch out in the saddle. This kit extends the rider foot controls a full 3.0" forward of the stock location, providing the tall rider a comfortable riding position. This comprehensive kit includes everything necessary for installation. Kit includes new black painted brake and shifter mounting assemblies, extended shift rod, brake line and all necessary hardware. The kit is compatible with Original Equipment or accessory foot-pegs, brake and shift levers and brake pedal pad and shifter peg.

#### 50500840

Fits '18-'20 FXBR and FXBRS models with ABS. Not compatible with Engine Guards.

#### 50500837

Fits '18-later FLFSB, FXFB and FXFBS models with ABS. Not compatible with Engine Guards.

### G. STANDARD FORWARD CONTROL KIT\*

Stretch out for maximum comfort and style. This complete kit includes all components necessary to convert a mid control-equipped '18-later Softail® model to forward controls. Moves controls 7.5" forward from mid control foot position. Kit is available in chrome to match your customizing style.

Fits '18-later FXBB, FXBBS, FXLR, FXLRS, FXLRST and FXST models. Compatible with Original Equipment or Accessory Footpegs that fit those models.

**50700061** Chrome



D. STANDARD FORWARD CONTROL MOUNTS – CHROME




E. RIDER FOOTBOARD MOUNTS – CHROME



F. EXTENDED REACH FORWARD CONTROL KIT



G. STANDARD FORWARD CONTROL KIT – CHROME



MID CONTROLS FORWARD CONTROLS EXTENDED REACH FORWARD CONTROLS

FOOT CONTROL POSITION COMPARISON



**\*WARNING:** Installation of this kit may affect cornering clearance. This could distract the rider, causing loss of control, resulting in death or serious injury.



# 132 CRUISER

## Foot Controls

### MID-CONTROLS FOR SOFTAIL® MODELS

Moving foot pegs and controls from a forward to mid location on the motorcycle puts you in better position for aggressive riding. These mid-control options are a perfect solution for performance-oriented Softail model customization and will not compromise vehicle function or handling. Mid-Controls in Original Equipment and Accessory configurations can be mixed or matched depending on vehicle customization and additional accessories.

#### A. ORIGINAL EQUIPMENT MID-CONTROLS

These Mid Control Kits place the shift side and brake side mid-control components in the Original Equipment configuration.

**50501988** Brake Side.  
Fits '18-later FLSB, FXFB and FXFBS models. Requires separate purchase of Original Equipment Mid-Controls - Shift Side P/N 50502090 and Screamin' Eagle® High Flow Exhaust System P/N 64900828 or P/N 64900829 or a custom exhaust system.

**50502090** Shift Side.  
Fits '18-later FLSB, FXFB and FXFBS models. Requires separate purchase of Original Equipment Mid-Controls - Brake Side P/N 50501988 and Screamin' Eagle High Flow Exhaust System P/N 64900828 or P/N 64900829 or a custom exhaust system. Also requires separate purchase of Primary Housing P/N 36500105 and Primary Cover P/N 25700937, 25700941, 25700851 or 25700850 and necessary hardware and gaskets per service parts manual. Dominion™ Primary Covers will require separate purchase of Oil Fill Insert Kit P/N's 25700804, 25700805, 25700806, or 25700807. '18 FXFB and FXFBS require separate purchase of Cover P/N 25700933 and Gasket P/N 25701080, except when installing Dominion Primary Covers.

#### B. ACCESSORY MID-CONTROLS

These Mid-Control Kits place the shift side and brake side mid-control components in an Accessory configuration that can be installed without changing other components on the motorcycle.

**50502040** Brake Side.  
Fits '18-later FLSB, FXFB, FXFBS, and FXDRS models. Requires separate purchase of Accessory Mid-Controls - Shift Side P/N 50502041.

**50502041** Shift Side.  
Fits '18-later FLSB, FXFB, FXFBS, and FXDRS models. Requires separate purchase of Accessory Mid-Controls - Brake Side P/N 50502040.



A. ORIGINAL EQUIPMENT MID-CONTROLS FOR SOFTAIL MODELS – BRAKE SIDE



B. MID-CONTROLS FOR SOFTAIL MODELS – SHIFT SIDE



C. ORIGINAL EQUIPMENT FOOTBOARD-TO-FOOTPEG CONVERSION KIT.



B. ACCESSORY MID-CONTROLS – BRAKE SIDE



B. ACCESSORY MID-CONTROLS – SHIFT SIDE



C. BOARD-TO-PEG CONVERSION KIT



A. ORIGINAL EQUIPMENT MID-CONTROLS – BRAKE AND SHIFT SIDE



B. ACCESSORY MID-CONTROLS – BRAKE AND SHIFT SIDE



C. BOARD-TO-PEG CONVERSION KIT

# CRUISER 133

## Foot Controls

### C. FOOTBOARD-TO-FOOTPEG CONVERSION KIT.

Add an aggressive look to your FL Softail® motorcycle. These support kits are designed to allow installation of mini Footboards and footpegs. Kit Includes left and right mounting brackets and all necessary installation hardware. Mini footboards and footpegs sold separately.

#### 50501640

Fits '18-later Softail® models originally equipped with footboards. Requires separate purchase of '18-later Original Equipment or accessory Softail Standard rider Footpegs.



# 134 CRUISER

Foot Controls

## A. BILLET STYLE REAR BRAKE LEVER – FORWARD CONTROLS

Styled to complement our billet style mirror stems and hand and foot controls, these slotted Rear Brake Levers are forged from aluminum, then machined and polished for a beautiful, custom look. Available in your choice of satin black powder coat or edge cut black anodized and machined aluminum finishes. Brake pedal pads sold separately.

Fits '18-later Softail® models equipped with forward controls (except FXBR and FXBRS). Also fits '18-later FXBB, FXBBS, and FXLR models and '20-later FXLRS, FXLRST and FXST models equipped with Standard Forward Control Kits P/N 50700060 or 50700061.

**41600219** Satin Black.

**41600220** Edge Cut.



A. BILLET STYLE REAR BRAKE LEVER – FORWARD CONTROLS – SATIN BLACK



A. BILLET STYLE REAR BRAKE LEVER – FORWARD CONTROLS

## B. BILLET STYLE REAR BRAKE LEVER – FOOTBOARD

These Billet Style Rear Brake Levers are forged from billet aluminum, then machined and polished for a beautiful, custom look. Available in your choice of mirror chrome, satin black powder coat or edge cut black anodized and machined aluminum finishes. Lever matches the length of the Original Equipment lever found on FL Softail motorcycles. Brake pedal pads sold separately.

Fits '18-later FL Softail models equipped with footboards.

**41600215** Chrome.

**41600216** Satin Black.

**41600217** Edge Cut.



B. BILLET STYLE REAR BRAKE LEVER – FOOTBOARD – CHROME



B. BILLET STYLE REAR BRAKE LEVER – FOOTBOARD

## C. BILLET STYLE SHIFT LEVERS – FORWARD CONTROLS

Forged from aluminum, these Billet Style Shift Levers are machined and polished for a beautiful, custom look. Available in your choice of mirror chrome, satin black powder coat or edge cut black anodized and machined aluminum finishes. Includes chrome hardware. Shifter pegs sold separately.

Fits '18-later FLSB, FXDRS, FXFB, FXFBS, FXBR and FXBRS models equipped with forward controls and '18-later FLDE, FLFB, FLFBS, FLHC, FLHCS and FLSL models equipped with footboards. Also fits '18-later FXBB, FXBBS, and FXLR models and '20-later FXLRS, FXLRST and FXST models equipped with Standard Forward Control Kits P/N 50700060 or 50700061.

**33600167** Chrome.

**33600168** Satin Black.

**33600169** Edge Cut.



C. BILLET STYLE REAR SHIFT LEVER – FORWARD CONTROLS – CHROME



C. BILLET STYLE REAR SHIFT LEVER – FORWARD CONTROLS

## D. BILLET STYLE HEEL/TOE SHIFT LEVER

Add a traditional heel-toe shift action and a contemporary new look. These Billet Style Shift Levers are forged from aluminum, then machined and polished for a beautiful, custom finish. Available in your choice of mirror chrome, satin black powder coat or edge cut black anodized and machined aluminum finishes. Kit includes a front and rear lever and chrome hardware.

Fits '18-later FLDE, FLFB, FLFBS, FLHC, FLHCS and FLSL models equipped with footboards.

**33600164** Chrome.

**33600165** Satin Black.

**33600166** Edge Cut.



D. BILLET STYLE HEEL/TOE SHIFT LEVER – CHROME



D. BILLET STYLE HEEL/TOE SHIFT LEVER



E. HEEL SHIFT LEVER – CHROME



E. HEEL SHIFT LEVER – BLACK



F. SHIFT ROD LEVER – BLACK



G. CUSTOM GEAR SHIFT LINKAGE – ROUND GLOSS BLACK



H. CUSTOM GEAR SHIFT LINKAGES

# CRUISER 135

Foot Controls

## E. HEEL SHIFTER LEVER

Add the convenience of a heel shifter to your footboard-equipped Softail® model. This traditional Heel Shifter Lever permits you to upshift with a downward tap of your boot heel – eliminating the need to wedge your toe under the forward lever and reducing wear on the top of your boot. Styled to match the Original Equipment toe shifter, this easy-to-install kit includes the heel shift lever, extended shifter shaft, shifter peg and mounting hardware.

**33600224** Chrome.

Fits '18-later FL Softail models equipped with footboards.

**33600314** Satin Black.

Fits '18-later FL Softail® models equipped with footboards.

## F. SHIFT ROD LEVER – BLACK

Complete your bike's black-out look. This gloss black shift rod lever replaces the OE or Accessory chrome lever to create a cohesive, black-out look across your bike.

**33600318**

Fits '18-later FL Softail models.

## G. CUSTOM GEAR SHIFT LINKAGE – ROUND GLOSS BLACK

Add the finishing touch to your blacked-out ride. This Gloss Black Shift Linkage is easy to install and includes a transmission lever cover and decorative acorn nuts and bolts for a complete custom look.

**33600259**

Fits '86-later Softail (except '18-later FXBB, FXBBS, FXLR, FXLRS, FXLRST and '20-later FXST), Touring and Trike models. (Does not fit '97-'99 FLSTS or models equipped with Softail Extended Reach Forward Controls.)

## H. CUSTOM GEAR SHIFT LINKAGES

Kick your custom into gear with this collection of high-quality custom shift linkages. Available in a variety of designs to match your bike's style, these linkages feature aircraft-quality rod ends for easy adjustment and smooth operation. The easy-to-install linkage kit also includes a transmission lever cover for '86-'17 Softail and '86-'16 Touring and Trike models, and decorative acorn nuts and bolts for a complete custom look.

Fits '86-later Softail (except '18-later FXBB, FXBBS, FXLR, FXLRS, FXLRST and '20-later FXST), Touring and Trike models. (Does not fit '97-'99 FLSTS or models equipped with Softail Extended Reach Forward Controls.)

**1. 34018-08** Slotted Black Anodized.

**2. 34850-09** Skull.

**3. 33801-09** Harley-Davidson Script.

**4. 33760-09** Slotted with Bar & Shield Logo.

**5. 33814-98A** Round.

SOFTAIL



# 136 CRUISER

## Foot Controls

### A. PASSENGER FOOTPEG SUPPORT KIT

Add footpeg to your solo seat-equipped '18-later Softail® motorcycle. Available in chrome or gloss black finish, the kit includes left and right footpeg supports and mounting hardware. Footpegs and footpeg hardware sold separately.

Fits '18-later Softail (except FXDRS) models. Does not fit with Swingarm Pivot Bolt Cover P/N 61400344.

**50500769** Gloss Black.

**50500771** Chrome.



**A. PASSENGER FOOTPEG SUPPORT KIT – GLOSS BLACK**



**A. PASSENGER FOOTPEG SUPPORT KIT – CHROME**

### B. PASSENGER FOOTPEG MOUNTING KIT – FXDR® 114

A necessary addition when converting your solo seat FXDR® 114 model to a two-up passenger-carrying ride. Kit includes black mounting adapters and brackets (footpegs sold separately).

**50501128** Black.

Fits '19-'20 FXDRS models.



**B. PASSENGER FOOTPEG MOUNTING KIT – FXDR 114**

### C. PASSENGER FOOTBOARD SUPPORT KIT

Add the comfort and convenience of passenger footboard to your motorcycle. These brackets and supports are designed to allow installation of Passenger Footboards (sold separately). Brackets and Supports are sold separately.

Fits '18-later Softail models equipped with Passenger Footboard Support Bracket P/N 50501117 or P/N 50501118. Requires separate purchase of model-specific Passenger Footboard Support Bracket and Passenger Footboards.

**50501114** Black.

**50501113** Chrome.

### D. PASSENGER FOOTBOARD SUPPORT KIT

Add the comfort and convenience of passenger footboard to your motorcycle. These brackets and supports are designed to allow installation of Passenger Footboards (sold separately). Brackets and Supports are sold separately.

**50501118** Black.

Fits '18-later FLDE, FLHC, FLHCS and FLSE models. Requires separate purchase of Passenger Footboard Supports and Passenger Footboards.

**50501117** Black.

Fits '18-later FLFB, FLFBS, FLFL, FXBB, FXBBS, FXBR, FXBRS, FXLR, FXLRS, FXLRST and FXST models. Requires separate purchase of Passenger Footboard Supports and Passenger Footboards.



**C. PASSENGER FOOTBOARD SUPPORT KIT – CHROME**



**C. PASSENGER FOOTBOARD SUPPORT KIT – BLACK**



**D. PASSENGER FOOTBOARD SUPPORT KIT (50501118 SHOWN)**



**D. PASSENGER FOOTBOARD SUPPORT KIT (50501117 SHOWN)**



**E. PASSENGER FOOTBOARD PAN KIT – CHROME, CLASSIC STYLE**



**E. PASSENGER FOOTBOARD PAN KIT – CHROME, CONTEMPORARY STYLE**



**F. PASSENGER FOOTBOARD PAN KIT – GLOSS BLACK, CLASSIC STYLE**



**F. PASSENGER FOOTBOARD PAN KIT – GLOSS BLACK, CONTEMPORARY STYLE**



**G. TRADITIONAL PASSENGER FOOTBOARD PANS – CHROME**



**G. TRADITIONAL PASSENGER FOOTBOARD PAN – GLOSS BLACK**



**H. HALF-MOON PASSENGER FOOTBOARD PANS – GLOSS BLACK**



**I. SWEEP WING PASSENGER FOOTBOARD PANS – CHROME GROOVED**

# CRUISER 137

## Foot Controls

### E. PASSENGER FOOTBOARD PAN KIT – CHROME

Replace the factory black painted passenger footboard with the custom look of smooth chrome. These chrome-plated Footboard Pans are ready to install using your Original Equipment hardware and the kit includes left- and right-side Footboard Pans. Just add your choice of Footboard Insert for the finishing touch. Footboard Supports sold separately.

Fits '06-'17 Dyna®, '18-later Softail® (except FXDRS, FXFB and FXFBS) and '86-later Touring models equipped with passenger footboard supports. Does not fit Trike models.

**50501144** Classic Style.

**50501147** Contemporary Style.

### F. PASSENGER FOOTBOARD PAN KIT – BLACK

Complete the blacked-out transformation. Replace your chrome Passenger Footboard Pans with sinister black. Kit includes left- and right-side Footboard Pans and is installed using the Original Equipment hardware. Custom Footboard Inserts and Footboard Supports sold separately.

Fits '06-'17 Dyna, '18-later Softail (except FXDRS, FXFB and FXFBS) and '86-later Touring models equipped with passenger footboard supports. Does not fit Trike models.

**50501610** Classic Style.

**50501611** Contemporary Style.

### G. TRADITIONAL PASSENGER FOOTBOARD PANS

Replace the factory black painted passenger footboard with the custom look of smooth chrome. The kit includes left- and right-hand traditional D-shaped footboard pans, ready to install with your Original Equipment hardware. Footboard inserts and footboard supports sold separately.

**50752-04** Chrome.

Fits '06-'17 Dyna, '00-later Softail (except FXDRS, FXFB and FXFBS) and '86-later Touring and Trike models equipped with passenger footboard supports.

**50501799** Gloss Black.

Fits '06-'17 Dyna, '00-later Softail (except FXDRS, FXFB and FXFBS) and '86-later Touring and Trike models equipped with passenger footboard supports.

### H. HALF-MOON PASSENGER FOOTBOARD PANS AND INSERTS

Styled to match the Half-Moon Rider Footboards, these classic passenger footboards add both style and comfort to your nostalgic ride. Available in mirror-finish chrome or gloss black finish, the kit includes left and right footboard pan and vibration-isolation footboard inserts. Model-specific footboard mounts are sold separately.

Fits '06-'17 Dyna, '00-later Softail (except FXDRS, FXFB and FXFBS) and '86-later Touring models equipped with passenger footboard supports. Does not fit Trike models.

**50807-08** Chrome.

**50810-08** Gloss Black.

### I. SWEEP WING PASSENGER FOOTBOARD PANS

These unique Sweep Wing Passenger Footboard pans complement the Sweep Wing Rider Footboard shape and allow you to replace the Original Equipment passenger footpegs on certain models with footboards. When folded, the footboard displays a mirror chrome surface in your choice of smooth or "ball-milled" grooved design. Footboard inserts and footboard supports sold separately.

Fits '06-'17 Dyna, '00-later Softail (except FXDRS, FXFB and FXFBS) and '86-later Touring models equipped with passenger footboard supports. Does not fit Trike models.

**50357-04** Chrome – Grooved.

**50716-04** Chrome – Smooth.



# 138 CRUISER

## Engine Guards

### A. FLAT-OUT BAR\*

Get tip-over protection with sleek West Coast style. The Flat-Out Bar provides limited cosmetic vehicle protection to the front of the motorcycle in a low-speed tip-over event.

Fits '18-later Softail® models (except FXDRS) '22-later FXLRST requires separate purchase of Flat-Out Bar Adapter Kit P/N 47200927.

**49000232** Chrome.

**49000231** Gloss Black.

### B. FLAT-OUT BAR ADAPTER KIT

Replaces the stock fairing support to enable installation of Flat-Out Bar or Traditional and Mustache engine guards.

**47200927**

Fits '22-later FXLRST models.

### C. MUSTACHE ENGINE GUARD\*

Combine classic shape and modern function for a unique twist on engine protection. The flow of this engine guard complements the bike's traditional style while the gracefully curved upper section incorporates highway pegs into the shape. The integrated rubber pads offer a comfortable and slip-resistant cushion for your feet while traveling the open road. One-piece engine guard kit includes all required mounting hardware.

Fits '18-later Softail® models (except FXDRS). Does not fit with Extended Reach Forward Control Kits.

**49000140** Chrome.

**49000141** Gloss Black.

### D. ENGINE GUARD KIT\*

Protect your bike without sacrificing ground clearance or style. The one-piece Engine Guard is designed to complement the lines of the motorcycle and the available chrome or gloss black finish adds the perfect finishing touch.

Fits '18-later Softail models (except FXDRS) Does not fit with Extended Reach Forward Control Kits.

**49000138** Chrome.

**49000139** Gloss Black.

### E. SOFT LOWERS

Extend your riding season. Full-coverage Soft Lower provide wind and mud protection for the rider's legs and boots and minimize cold updrafts as the weather changes. Covers are custom shaped to hug the engine guard to minimize flapping and they simply clip in place for speedy installation as the weather changes. Two-way zippered outer edge accommodates guard mounted highway pegs in almost any position. Reflective piping provides added visibility.

**57100366**

Fits '18-later Softail models (except FXDRS) equipped with Engine Guard Kit P/Ns 49000138 or 49000139. Does not fit with Mustache Engine Guards or Extended Reach Forward Controls.



A. FLAT OUT BAR – CHROME



B. FLAT OUT BAR ADAPTER KIT



C. MUSTACHE ENGINE GUARD – CHROME



C. MUSTACHE ENGINE GUARD – GLOSS BLACK



D. ENGINE GUARD KIT – CHROME



D. ENGINE GUARD KIT – GLOSS BLACK



E. SOFT LOWERS



**\*WARNING:** Front and/or rear guards are not intended to provide protection from bodily injury in a collision with another vehicle or any other object.



**\*WARNING:** Engine guards may provide limited leg and cosmetic vehicle protection under unique circumstances (fall over while stopped, very low speed slide). They are not made nor intended to provide protection from bodily injury in a collision with another vehicle or any other object.



**\*WARNING:** Do not use engine guard footpegs under normal stop and go operating conditions. Doing so could result in death or serious injury.



F. LOWER FORK SLIDERS – CHROME (45500400 SHOWN)



G. LOWER FORK SLIDERS – GLOSS BLACK (45500403 SHOWN)



H. FRONT BRAKE CALIPER KIT – CHROME (SHOWN WITH CLASSIC CHROME CALIPER INSERT)



H. FRONT BRAKE CALIPER KIT – RED

# CRUISER 139

## Chassis Trim – Front End

### F. LOWER FORK SLIDERS – CHROME

Competitively priced, these chrome-plated Lower Fork Sliders give your bike upfront style. To ensure proper fitment and function, these sliders are manufactured from Original Equipment components. Form follows function, with polished, chrome-plating and a stamped Harley-Davidson logo for product identification. A perfect addition during the installation of Profile® Low Front suspension components, this kit includes right and left sliders, bottom axle retainer, axle retainer bolts and oil seals.

**45500400**

Fits '18-later FLDE, FLHC, FLHCS and FLSL models.

**45500406**

Fits '18-later FXLR models. Does not fit FXLRS and FXLRST models.

**45500401**

Fits '18-later FXBB, FXBBS and FXST models.

**45500402**

Fits '18-later FLFB and FLFBS models.

### G. LOWER FORK SLIDERS – GLOSS BLACK

These gloss black coated sliders are the ultimate extension to your bike's dark side and make a perfect custom addition to your blacked-out Softail® model. Manufactured to Original Equipment specifications, the durable black coating is a great match to other H-D® black components. A perfect addition during the installation of Profile® Low Front suspension components, this includes right and left sliders, bottom axle retainers, drain screws, axle retainer bolts and oil seals.

**45500403**

Fits '18-later FLDE, FLHC, FLHCS and FLSL models.

**45500404**

Fits '18-later FLFB and FLFBS models.

**45500405**

Fits '18-later FXLR models. Does not fit FXLRS and FXLRST models.

### H. BRAKE CALIPER KIT – FRONT, SINGLE DISC

Manufactured from Original Equipment components for proven performance, these calipers will add a stylish touch to the stock bike or add the perfect finish to a complete custom equipped with chrome or blacked-out wheels, rotors and fork sliders.

Fits '15-later Softail models (except FXDRS, FXFB, FXFBS FXLRS, FXLRST and FXSE). Kit includes brake pads.

**41300148** Chrome.

**41300152** Red.



# 140 CRUISER

Chassis Trim – Front End

## A. HARLEY-DAVIDSON® AUDIO POWERED BY ROCKFORD FOSGATE® – INNER FAIRING AUDIO KIT

A high-performance motorcycle deserves high-output audio. This kit was designed alongside the Low Rider® ST for outstanding performance and an ideal fit within the fairing. A powerful, intelligent amplifier with digital signal processing (DSP) technology developed jointly by Harley-Davidson and Rockford Fosgate® is engineered to perform in the demanding motorcycle environment. Connects to your mobile device via Bluetooth to play stored or streaming audio through a pair of built-in two-way speakers.

- Marine grade two-way speakers include a pair of 5.25" woofers and two remote tweeters aimed at the rider's ears for great audio performance

- Lightweight design has minimal impact vehicle dynamics and performance

- Plug-and play installation. One assembly includes the amplifier, speakers and housing, which replaces the original equipment inner fairing.

- Two simple wiring connections power the unit

- Uses Bluetooth 4.2 for a strong wireless connection to most devices with minimal compression for outstanding sound quality

- Connectivity with the Harley-Davidson® Audio powered by Rockford Fosgate® mobile app offers unique features like Automatic Volume Control (AVC), adjustable 7-Band EQ, and step by step system configurator.

- Compact amplifier mounts within the fairing. 250 watts of amplifier power (125 x 2 @ 4ohms / 125 x 2 @ 2ohms) for crisp, clear sound quality at any volume. Overcomes bike, environment, and helmet sound-limiting variables at all speeds

**76200037**

Fits '22-later FXLRST models.



A. HARLEY-DAVIDSON® AUDIO POWERED BY ROCKFORD FOSGATE® – INNER FAIRING AUDIO KIT



B. FAT BOY NACELLE KIT – GLOSS BLACK (SHOWN WITH BLACK HEADLAMP BEZEL)



C. FAT BOY NACELLE HEADLAMP BEZEL – GLOSS BLACK



D. UPPER FORK SLIDER COVERS – CHROME



E. UPPER FORK SLIDER COVERS – GLOSS BLACK



F. OIL COOLER COVER KIT – CHROME



F. OIL COOLER COVER KIT – GLOSS BLACK

## B. FAT BOY® NACELLE KIT

Take your Fat Boy® model in a new styling direction. Manufactured from Original Equipment components for a perfect fit, these Nacelle Kits are a direct replacement for the stock satin chrome nacelle. Available in gloss black finish, these kits are just the start on your journey to build a one-of-a-kind custom ride. Add matching lower fork sliders, upper fork slider covers and axle nut covers to complete the conversion. The 3-piece kit includes nacelle housing and two back panels. Black Headlamp Bezel P/N 61400509 is sold separately.

**61300811** Gloss Black.

Fits '18-later FLFB and FLFBS models.

## C. FAT BOY NACELLE HEADLAMP BEZEL – GLOSS BLACK

Complete the transition to the dark side. This gloss black Headlamp Bezel replaces the Original Equipment chrome bezel, and is the perfect match for the Fat Boy Nacelle Kit P/N 61300811.

**61400509**

Fits '18-later FLFB and FLFBS models.

## D. UPPER FORK SLIDER COVERS – CHROME

When used with H-D® Genuine Motor Accessory Chrome Lower Fork Sliders, you've got a front end that's completely chromed and an appearance that's utterly impressive. Kit includes left and right cover.

**45800133** Chrome.

Fits '18-later FLFB and FLFBS models.

## E. UPPER FORK SLIDER COVERS – GLOSS BLACK

When combined with matching Lower Fork Sliders, these Gloss Black Upper Fork Slider Covers complete the blacked-out transformation. Manufactured from Original Equipment components for superior fit, the black finish matches the available black fork sliders and nacelle kit for a unified look. Kit includes left and right cover.

**45800134** Gloss Black.

Fits '18-later FLFB and FLFBS models.

## F. OIL COOLER COVER

The cover fills the area between the frame downtubes for a complete custom look, without disturbing the airflow across the cooler's surface. This Oil Cooler Cover replaces the plastic surround, and because it hugs the contours of the cooler body, it does not interfere with engine guard installation. Available in your choice of chrome or gloss black finish, the easy-to-install cover kit includes all required mounting hardware.

Fits '18-later Softail® models.

**62500026** Chrome.

**62500027** Gloss Black.

# CRUISER 141

Chassis Trim – Front End

## G. COIL COVER

Create a custom look in minutes. Dressed in classic chrome or rich, gloss black, these coil covers make it easy for you to complete your chromed- or blacked-out look and feature a Bar & Shield emboss in contrasting gloss black on the chrome cover or chrome on the gloss black cover, creating a unique look. To install, simply remove the OE screw, add the cover and the included screw and one of the most visible parts of your bike is now customized. Includes all necessary hardware.

Fits '18-later Softail® models.

**57300214** Chrome.

**57300213** Gloss Black.

**57300289** Machine Cut.



G. COIL COVER – CHROME



G. COIL COVER – GLOSS BLACK



G. COIL COVER – BLACK MACHINE CUT



G. COIL COVER – BLACK MACHINE CUT



H. DEFIANCE GAUGE TRIM – BLACK ANODIZED



I. HEADLAMP TRIM RING – 7" GLOSS BLACK

## H. GAUGE BEZELS – DEFIANCE COLLECTION

The perfect finishing touch. Defiance Collection Gauge Bezels add a custom detail to the place you constantly look – your instrument cluster. Accented with deep grooves, these machined aluminum rings cover the factory gauge surround adding texture and visual interest to the dash. Available in black anodized finish, these self-adhesive rings are easy to install.

**61400440** 5" Tank Gauge – Black Anodized.

Fits '18-later FLDE, FLHC, FLHCS, and FLSL models.

**61400437** 4" Tank Gauge – Black Anodized.

Fits '99-later XL (except XL1200X, XL1200CX, and XL1200XS), '11-'13 FXS, '13-'17 FXSB, '13-'14 FXSBSE, '98-'13 Road Glide®, '14-'17 FXDL, and '18-later FXFB, FXFBS, FXLR, and FXLRS models.

## I. HEADLAMP TRIM RING – GLOSS BLACK

Finish the sinister look by replacing the Original Equipment chrome headlamp trim ring with sinister black. Easy to install, the ring's rich black surface matches the stock headlamp shell finish for a unified look.

**61400573** 7" Headlamp.

Fits '18-later FLDE, FLHC, FLHCS, FLFB and FLSL models.

## J. CONSOLE KIT – CHROME

Dress up your ride. Designed in the style of the Fat Boy® model's console with perforated tank strap, this mirror chrome-finished Console Kit includes the major components required to change the black or satin chrome console to a bright custom look. Easy to install, this Chrome Console Kit instantly transforms the view over the tank. Manufactured from Original Equipment components for superior fit and finish, the kit includes polished chrome instrument console, tank strap, console insert and installation hardware.

**70900816**

Fits '18-later FLFB, FLFBS, and FLFB models.

## K. CONSOLE KIT – GLOSS BLACK

Lead the way to the dark side. This blacked-out Console Kit includes the major components required to change the chrome or satin chrome console to a dark custom look. Easy to install, this Black Console Kit instantly transforms the view over the tank. Manufactured from Original Equipment components for superior fit and finish, the kit includes black instrument console, tank strap, console insert and installation hardware.

**70900817**

Fits '18-later FLFB, FLFBS, and FLFB models.



J. CONSOLE KIT – CHROME



K. CONSOLE KIT – GLOSS BLACK

SOFTAIL



# 142 CRUISER

Front Axle Nut Cover

## FRONT AXLE NUT COVERS

Cover the front axle in style. Available in your choice of styles, these custom Axle Nut Covers look great with Original Equipment satin-finish fork sliders or add the finishing touch to a complete chrome or blacked-out front end. Easy-to-install kits include all necessary mounting hardware. Sold in pairs.

Fits '02-'11 VRSC™ (except VRSCF and VRSCR), '15-'20 XG, '08-later XL, '08-'17 Dyna®, '07-later Softail® (except Springer™, FLSTNSE, FXCW, FXCWC, FXSB, FXSBSE, FXSE, FXST-Aus, and FXSTD) and '08-later Touring and Trike models. '18-later FLDE, FLFB, FLFBS, FLHC, FLHCS, FLSB, FLSL, FXBB, FXBBS, FXBR, FXBRS and FXLR models require separate purchase of Front Axle Adapter Kit P/N 43000090. '19-'20 FXDRS, '18-later FXFB and FXFBS and '20-later FXLRS and FXLRST models. require separate purchase of Front Axle Adapter Kit P/N 43000159.

### A. DOMINION™ COLLECTION

Express your bold, renegade attitude. The machined aluminum Dominion™ Collection Front Axle Nut Covers add style to the front of the bike and are the perfect complement to other Dominion Collection accessories.

**43000124** Gloss Black.

**43000123** Bronze.

### B. FRONT AXLE NUT COVERS

**1. 44117-07A** Chrome – Die-cast.

**44116-07A** Chrome – Billet.

**2. 43000026** Gloss Black – Die-cast.

**43428-09** Gloss Black – Billet.

**3. 43000212** Machine Cut.

**4. 43000177** H-D Motor Co. – Black.

**5. 44148-07A** H-D Motor Co. – Chrome.

**6. 44114-07** Aluminator.

#### Also available:

#### Willie G Skull

Fits '02-'11 VRSC (except VRSCF and VRSCR), '15-'20 XG, '08-later XL (except '16-later XL1200X and XL1200XS), '08-'17 Dyna, '07-later Softail (except Springer, FLSTNSE, FXCW, FXCWC, FXSB, FXSBSE, FXSE, FXST-Aus, and FXSTD) and '08-later Touring and Trike models. '18-later FLDE, FLFB, FLFBS, FLHC, FLHCS, FLSL, FXBB, FXBBS, FXBR, FXBRS, FXLR and FXST models require separate purchase of Front Axle Adapter Kit P/N 43000090. '19-'20 FXDRS, '18-later FLSB, FXFB and FXFBS and '20-later FXLRS and FXLRST models require separate purchase of Front Axle Adapter Kit P/N 43000159.

**7. 43000096** Black.

**8. 43163-08A** Chrome.

#### Brass Collection

#### 9. 43000046

Fits '02-'11 VRSC (except VRSCF and VRSCR), '15-'20 XG, '08-later XL (except '16-later XL1200X and XL1200XS), '08-'17 Dyna, '07-later Softail (except Springer, FLSTNSE, FLSB, FXCW, FXCWC, FXDRS, FXFB, FXFBS, FXLRS, FXSB, FXSBSE, FXSE, FXST-Aus, and FXSTD) and '08-later Touring and Trike models. '18-later FLDE, FLFB, FLFBS, FLHC, FLHCS, FLSL, FXBB, FXBBS, FXBR, FXBRS, FXLR and FXST models require separate purchase of Front Axle Adapter Kit P/N 43000090. '19-'20 FXDRS, '18-later FLSB, FXFB and FXFBS and '20-later FXLRS and FXLRST models require separate purchase of Front Axle Adapter Kit P/N 43000159.

#### Required for Installation:

#### FRONT AXLE COVER INSTALLATION KIT

Required for installation of accessory Front Axle Covers on '18-later Softail models. Kit includes threaded axle spacer, left and right adapters and all hardware.

**43000090** Hollow-axle.

Required for installation of Front Axle Nut Covers on '18-later Softail® models. Does not fit FLSB, FXDRS, FXFB, FXFBS and FXLRS and FXLRST models.

**43000159** Inverted Forks.

Required for installation of Front Axle Nut Covers on '18-later FLSB, FXFB and FXFBS, '19-'20 FXDRS, and '20-later FXLRS and FXLRST models.



A. DOMINION FRONT AXLE NUT COVERS – GLOSS BLACK



A. DOMINION FRONT AXLE NUT COVERS – BRONZE



D. FRONT AXLE NUT COVERS



C. DOMINION REAR AXLE NUT COVERS – GLOSS BLACK



D. REAR AXLE NUT COVERS – WILLIE G SKULL



E. REAR AXLE NUT COVERS – CHROME



E. REAR AXLE NUT COVERS – GLOSS BLACK



F. REAR AXLE NUT COVERS – H-D MOTOR CO. LOGO, CHROME



F. REAR AXLE NUT COVERS – H-D MOTOR CO. LOGO, GLOSS BLACK

# CRUISER 143

Chassis Trim – Rear End

## REAR AXLE NUT COVERS

Cover your rear axle nut in the most traditional way. These Rear Axle Cover Kits complement the matching Front Axle Nut covers. Easy to install, these cover kits include necessary mounting hardware. Sold in pairs.

### C. DOMINION™ COLLECTION REAR AXLE NUT COVERS

Express your bold, renegade attitude. The machined aluminum Dominion™ Collection Rear Axle Nut Covers add style to the front of the bike and are the perfect complement to other Dominion Collection accessories.

Fits '08-'17 Dyna® and '08-later Softail® models (except FXCW, FXCWC, FXSB, FXSBSE, FXST-AUS and '18-later FLFB, FLFBS, FXBR, FXBRS and FXDRS).

**43000129** Gloss Black.

### D. REAR AXLE NUT COVERS – WILLIE G SKULL

Fits '08-'17 Dyna and '08-later Softail models (except FXCW, FXCWC, FXSB, FXSBSE, FXSE, FXST-Aus, and '18-later FLFB, FLFBS, FLSB, FXBR, FXBRS and FXDRS ).

**41706-09A** Chrome.

### E. REAR AXLE NUT COVERS

Fits '08-'17 Dyna and '08-later Softail models (except FXCW, FXCWC, FXSB, FXSBSE, FXSE, FXST-Aus, and '18-later FLFB, FLFBS, FLSB, FXBR, FXBRS and FXDRS).

**41705-09** Chrome – Die-cast.

**43422-09** Gloss Black – Billet.

#### Also available:

#### REAR AXLE NUT COVERS – FAT BOY® AND BREAKOUT™

Fits '08-'17 Dyna® and '08-later Softail® models (except FXCW, FXCWC, FXDRS, FXSB, FXSBSE, and FXST-AUS). Kit includes full left side cover and right side beauty ring.

**43000108** Chrome.

**43000109** Gloss Black.

### E. REAR AXLE NUT COVERS – WILLIE G SKULL

Fits '08-'17 Dyna and '08-later Softail models (except FXCW, FXCWC, FXSB, FXSBSE, FXSE, FXST-Aus, and '18-later FLFB, FLFBS, FLSB, FXBR, FXBRS and FXDRS ).

**41706-09A** Chrome.

### F. REAR AXLE NUT COVERS – H-D MOTOR CO. LOGO

Fits '08-'17 Dyna and '08-later Softail models (except FXCW, FXCWC, FXSB, FXSBSE, FXSE, FXST-Aus, and '18-later FLFB, FLFBS, FLSB, FXBR, FXBRS and FXDRS).

**41704-09** Chrome.

**43000178** Gloss Black.

SOFTAIL



# 144 CRUISER

Chassis Trim – Rear End

## A. REAR FENDER SUPPORTS

Make a bold statement on the rear of your bike by swapping out the stock Fender Supports for these chrome or black versions. Manufactured from Original Equipment components to ensure superior fit and finish, these Fender Supports continue your styling direction to the back of the bike. These Fender Supports are the ideal finishing touch and the perfect complement to available gloss black or chrome passenger sissy bars and luggage racks.

**59500769** Chrome.  
Fits '18-later FLHC and FLHCS models.

**59500770** Gloss Black.  
Fits '18-later FLDE, FLHC and FLHCS models.

**59500766** Gloss Black.  
Fits '18-later FLFB and FLFBS models.

**59500767** Gloss Black.  
Fits '18-later FXLR and FXLRS models.

**59500771** Gloss Black.  
Fits '18-'21 FLBS models.



A. REAR FENDER SUPPORTS – CHROME

## B. THE BRASS COLLECTION REAR AXLE NUT COVERS

Artistically manufactured from solid brass, these components feature a natural antique finish that will age and patina when exposed to the elements. Brass Collection Rear Axle Nut Covers complement the matching Front Axle Nut covers. Easy-to-install kits include all necessary mounting hardware. Sold in pairs.

**43000050**  
Fits '08-'17 Dyna® and '08-later Softail® models (except FXCW, FXCWC, FXSB, FXSBSE, FXSE, FXST-Aus, and '18-later FLFB, FLFBS, FLBS, FXBR, FXBRS and FXDRS).

## C. THE BRASS COLLECTION SWINGARM PIVOT BOLT COVERS

Styled to complement the complete Brass Collection, these easy to install components hide the swingarm pivot bolt in classic style. Manufactured from solid brass, these heritage-finished covers feature a natural antique finish that will age and patina when exposed to the elements. Kit includes mounting hardware.

**61400346** Pair.  
Fits '08-'17 Softail models (except FXCW, FXCWC, FXSB, FXSBSE, FXSE and FXST-Aus, and models equipped with Passenger Footboard Kits).

**61400344** Left Side Only.  
Fits '14-later XL and '18-later Softail models. Does not fit with Passenger Footpeg Support Kit P/N 50500769 or 50500771 on '18-later Softail models.



A. REAR FENDER SUPPORTS – GLOSS BLACK



B. REAR AXLE NUT COVERS – BRASS COLLECTION



C. SWINGARM PIVOT BOLT COVERS – BRASS COLLECTION



D. FLUSH-MOUNT FUEL CAP AND LEFT SIDE TANK CAP – CHROME



D. FLUSH-MOUNT FUEL CAP AND LEFT SIDE TANK CAP – GLOSS BLACK




E. FLUSH-MOUNT FUEL CAP (61100134 SHOWN ON STREET BOB)



F. CUSTOM FUEL CAPS AND TANK TRIM – MACHINE CUT



F. CUSTOM FUEL CAP AND TANK TRIM – BLACK SKULL



F. CUSTOM FUEL CAP AND TANK TRIM – CHROME SKULL

# CRUISER 145

Tank Trim

## D. FLUSH-MOUNT FUEL CAP AND LEFT SIDE TANK CAP KIT

Emphasize the long and lean look of the fuel tank. This Flush-Mount Fuel Cap and Left Side Tank Cap Kit offers a pop-up filler design that when installed and sealed looks identical to the flush mount cap. A simple push and the fuel filler cap pops up to provide ample grip, even while wearing gloves. The Left Side Tank Cap is a decorative piece that replaces the Original Equipment trim. The complete kit includes fuel cap, left side tank cap and two trim rings.

Fits '18-'21 FLDE, FLFB, FLFBS, FLHC, FLHCS, FLBS, FLSL, FXLR and FXLRS models.

**61100131** Chrome.  
**61100132** Gloss Black.

## E. FLUSH-MOUNT FUEL CAP

Emphasize the long and lean look of the fuel tank. This Flush-Mount Fuel Cap Kit offers a pop-up filler design that replaces the Original Equipment twist-on fuel cap. A simple push and the fuel filler cap pops up to provide ample grip, even while wearing gloves. Easy to install, the cap assembly screws into position and the self-adhesive decorative ring finishes the look. Complete kit includes pop-up cap and matching trim ring.

Fits '18-later FXBB, FXBBS, FXBR, FXBRS and FXST models..

**61100133** Chrome.  
**61100134** Gloss Black.

Fits '18-later FXFB and FXFBS models.

**61100136** Gloss Black.

Fits '20 FXDRS models.

**61100158** Gloss Black.

## F. CUSTOM FUEL CAPS AND TANK TRIM

Add a custom touch to your tank. Styled to reflect your attitude, these elegantly constructed fuel caps are the perfect match for your ride. The Right Side Fuel Cap is easy to install and features a ratcheting design to ensure that the design faces the correct direction. And the Left Side Decorative Fuel Tank Caps mirror the fuel cap design for a symmetrical view over the tank.

**Right Side Fuel Caps**  
Fits '92-later XL, '92-'17 Dyna® (except '04-later FXD and FXDX, '05-'06 FXDC and '07 FXDSE), '00-later Softail®, (except '18-later FXFB and FXFBS, FXSTD and '07-'08 FXSTSSE), '94-later Road King® and '15-later Freewheeler® models. Does not fit models equipped with Original Equipment locking or tethered fuel caps. Use on '13-'14 FXSBSE requires removal of stock flush mount trim ring..

**61100180** Machine Cut.  
**61100107A** Dominion™ Gloss Black.  
**61100106** Dominion Bronze.  
**61100093B** Gloss Black.  
**61100076** Brass Collection.  
**61100126A** Diamond Black.  
**61100103A** Black Skull.  
**61100125A** Chrome Skull.

**Left Side Decorative Tank Trim**  
Fits '18-'21 Softail models (except FXBB, FXBBS, FXBR, FXBRS, FXDRS, FXFB and FXFBS).

**57300186** Dominion Gloss Black.  
**57300185** Dominion Bronze.  
**57300236** Gloss Black.  
**57300165** Brass Collection.  
**57300151** Diamond Black.  
**57300216** Black Skull.  
**57300149** Chrome Skull.

SOFTAIL



# 146 CRUISER

Windshields – FX Softail® & Springer™

## A. QUICK-RELEASE COMPACT WINDSHIELD

Combine the classic Harley-Davidson® windshield shape with a revolutionary attachment system and you have the best of style and function.

Fits '06-'17 FXDWG, '13-'17 FXSB and FXSBSE and '18-'20 FXBR and FXBRS models.

**58387-06** 18" Clear – Polished Braces.  
Windshield dimensions: Overall height – 26.8"; width – 19.5".

**58444-06** 14" Light Smoke – Polished Braces.  
Windshield dimensions: Overall height – 22.8"; width – 19.5".

Fits '93-'05 FXDWG and '86-'15 FXST, FXSTB and FXSTC models.

**59802-05** 19" Clear – Polished Braces.  
Windshield dimensions: Overall height – 23.8"; width – 21.4".

**57199-05** 16" Light Smoke – Polished Braces.  
Windshield dimensions: Overall height – 20.8"; width – 21.4".

Also available:

### FRONT TURN SIGNAL RELOCATION KIT

**58742-05**  
Fits '93-'05 FXDWG, '86-'15 FXST, FXSTB and FXSTC and '00-'07 FXSTD models.



A. QUICK-RELEASE COMPACT WINDSHIELD – POLISHED BRACES (SHOWN WITH TURN SIGNAL RELOCATION KIT)



A. QUICK-RELEASE COMPACT WINDSHIELD – GLOSS BLACK BRACES



B. QUICK-RELEASE SUPER SPORT WINDSHIELD



C. H-D DETACHABLES SUPER SPORT WINDSHIELD



D. H-D DETACHABLES COMPACT WINDSHIELD – POLISHED BRACES



D. H-D DETACHABLES COMPACT WINDSHIELD – GLOSS BLACK BRACES

# CRUISER 147

Windshields – FL Softail®

## D. KING-SIZE H-D® DETACHABLES™ WINDSHIELD FOR FL SOFTAIL® MODELS – POLISHED BRACES

Styled to complement the beefy FL Softail® front headlamp, this windshield can be installed or removed in seconds without tools, keeping your bike ready for the open road or for a run down Main Street. The windshield is formed from hard-coated polycarbonate to resist scratching and abrasion and is available with traditional polished braces and mounting brackets to blend with your customizing style. Mounting brackets are supported by molded-rubber bushings for improved isolation. Windshield kit includes all the hardware.

Fits '86-'99 FLSTC, '90-'17 FLS, FLSS, FLSTF, FLSTFB and FLSTFBS, '06 FLST and '93-'96 FLSTN models without auxiliary lamps. Does not fit Springer™ models.

**58243-95** 21" Clear – Polished Braces.  
Windshield dimensions: Overall height – 26.3"; width – 23.1".

**58278-95** 18" Light Smoke – Polished Braces.  
Windshield dimensions: Overall height – 23.4"; width – 23.1".

Fits '00-'17 FLS, FLSS, FLST, FLSTC, FLSTF, FLSTFB and FLSTFBS models equipped with auxiliary lighting. Does not fit with Custom Auxiliary Lighting Kit P/N 68000051. Includes mounting hardware.

**57400114** 23" Clear – Polished Braces.  
Windshield dimensions: Overall height – 28.3"; width – 23.1".

**57400112** 21" Clear – Polished Braces.  
Windshield dimensions: Overall height – 26.3"; width – 23.1".

**57400115** 18" Clear – Polished Braces.  
Windshield dimensions: Overall height – 23.4"; width – 23.1".

Fits '00-'17 FLS, FLSS, FLST, FLSTC, FLSTF, FLSTFB and FLSTFBS models equipped with auxiliary lighting. '00-'17 FLS, FLSS, FLST, FLSTF, FLSTFB and FLSTFBS models require separate purchase of Docking Hardware Kit P/N 91800025. Does not fit with Custom Auxiliary Lighting Kit P/N 68000051.

**57061-09** 18" Clear – Polished Braces.  
Windshield dimensions: Overall height – 23.4"; width – 23.1".

Fits '86-'99 FLSTC, '90-'99 FLSTF and FLSTFB and '93-'96 FLSTN models with auxiliary lighting. Includes mounting hardware. Does not fit Springer models.

**58240-95** 21" Clear – Polished Braces.  
Windshield dimensions: Overall height – 26.3"; width – 23.1".



D. KING-SIZE H-D DETACHABLES WINDSHIELD FOR FL SOFTAIL MODELS – POLISHED BRACES



E. KING-SIZE H-D DETACHABLES WINDSHIELD FOR FL SOFTAIL MODELS – BLACK BRACES

## E. KING-SIZE H-D DETACHABLES WINDSHIELD FOR FL SOFTAIL MODELS – BLACK BRACES

Designed to be installed or removed without tools in seconds, a detachable windshield gives you the freedom to define your ride at the drop of a hat. Ride across the country protected from the elements, then quickly remove the windshield to hit the streets in style. This one-piece windshield is formed from hard-coated polycarbonate material to resist scratching. The shield is attached to stainless steel mounting brackets supported by molded-rubber bushings for improved isolation. Windshields are available with contemporary gloss black braces and mounting brackets and in a variety of heights to match your size and riding style.

Fits '00-'17 FLS, FLSS, FLST, FLSTC, FLSTF, FLSTFB and FLSTFBS models equipped with auxiliary lighting. Does not fit with Custom Auxiliary Lighting Kit P/N 68000051. Includes mounting hardware.

**57400110** 21" Clear – Black Braces.  
Windshield dimensions: Overall height – 26.3"; width – 23.1".

**57400111** 18" Light Smoke – Black Braces.  
Windshield dimensions: Overall height – 23.4"; width – 23.1".

Fits '86-'99 FLSTC, '90-'17 FLS, FLSS, FLSTF, FLSTFB and FLSTFBS, '06 FLST and '93-'96 FLSTN models without auxiliary lamps. Does not fit Springer models.

**57688-10** 21" Clear – Black Braces.  
Windshield dimensions: Overall height – 26.3"; width – 23.1".

SOFTAIL



# 148 CRUISER

Windshields – FL Softail®

## A. KING-SIZE NOSTALGIC H-D® DETACHABLES™ WINDSHIELD FOR FL SOFTAIL® MODELS

Formed from hard-coated polycarbonate to resist scratching, this one-piece windshield features a nostalgic horseshoe-shaped outer brace with stylized Bar & Shield logo. The highly polished mounting brackets attach easily with the included mounting hardware and after initial installation, the windshield can be removed and re-attached without tools in seconds. H-D® Detachables™ Windshields are available in 21" and 18" versions to match your need for wind protection.

Fits '05-'17 FLS, FLSS and FLSTN, '86-'17 FLSTC, '00-'17 FLSTF, FLSTFB, FLSTFBS, and '06 FLST models with or without auxiliary lamps. Does not fit with Custom Auxiliary Lighting Kit P/N 68000051. Additional mounting hardware not required.

**57140-05** 21" Clear.  
Windshield dimensions: Overall height – 26.3"; width – 23.1".  
**57141-05** 18" Light Smoke.  
Windshield dimensions: Overall height – 23.4"; width – 23.1".



A. KING-SIZE NOSTALGIC H-D DETACHABLES WINDSHIELD FOR FL SOFTAIL MODELS

## B. KING-SIZE H-D DETACHABLES WINDSHIELD FOR NACELLE-EQUIPPED MODELS WITHOUT AUXILIARY LIGHTING

This one-piece polycarbonate windshield is designed with a larger diameter opening to wrap around the contour of the Freight Train Headlamp Nacelle Kit. Full length windshield will not fit with Original Equipment or accessory Auxiliary Lamp Kits.

Fits '86-'17 FLS, FLSS, FLSTC, FLSTF, FLSTFB and FLSTFBS, '06 FLST and '93-'96 FLSTN models equipped with the Freight Train Headlamp Nacelle Kit. Does not fit models equipped with Auxiliary Lamp Kits.

**58652-97A** 19" Clear.  
Windshield dimensions: Overall height – 26.3"; width – 23.1".  
**58653-97A** 16" Light Smoke.  
Windshield dimensions: Overall height – 23.4"; width – 23.1".

Also available:

## KING-SIZE H-D DETACHABLES WINDSHIELD FOR NACELLE-EQUIPPED MODELS WITH AUXILIARY LIGHTING

This one-piece polycarbonate windshield is designed with a larger diameter opening to wrap around the contour of the Freight Train Headlamp Nacelle Kit. Windshield is shaped to accept Original Equipment or accessory Auxiliary Lamp Kits.

Fits '86-'17 FLS, FLSS, FLSTC, FLSTF, FLSTFB and FLSTFBS, '06 FLST and '93-'96 FLSTN models equipped with the Freight Train Headlamp Nacelle Kit and Auxiliary Lamps.

**58649-97A** 19" Clear.  
Windshield dimensions: Overall height – 26.3"; width – 23.1".



B. KING-SIZE H-D DETACHABLES WINDSHIELD FOR NACELLE-EQUIPPED MODELS WITHOUT AUXILIARY LIGHTING – 19" CLEAR

## C. WIND SPLITTER VENTED WINDSHIELD

Reduce helmet buffeting at speed. The Harley-Davidson® Detachables™ Wind Splitter Vented Windshield features an exclusive fingertip-adjustable center vent that reduces turbulence behind the windscreen. When open, the controlled airflow fills the negative pressure area behind the shield and helps to smooth the flow of air over the top of the screen and around the rider. The revised flow reduces helmet bobbing and neck fatigue so you can comfortably spend more time in the saddle. The open vent also provides cooling airflow to the rider at low speeds and in city traffic.

**57400159**  
Fits '00-'17 FLSTC and FLS, FLSS, FLST, FLSTF, FLSTFB, FLSTFBS and FLSTN models equipped with auxiliary lighting. Does not fit with Custom Auxiliary Lighting Kit P/N 68000051 or with Mini Tach or Boom!™ Audio Cruiser Speakers. Windshields dimensions: Overall height – 22.4", height from headlamp opening – 16.1", width – 20.3".

## D. KING-SIZE H-D® DETACHABLES™ WINDSHIELD FOR HERITAGE SPRINGER® MODELS

This one-piece windshield is formed from hard-coated polycarbonate material to resist scratching. The shield is attached to highly polished stainless steel mounting brackets supported by molded-rubber bushings for improved isolation.

**58772-97** 18" Clear.  
Fits '97-'03 FLSTS and '05-'07 FLSTSC models. Installation requires the separate purchase of Windshield Docking Hardware Kit P/N 58907-96B. Will not fit with Chrome Billet Mini Tach Mounts. Windshield dimensions: Overall height – 27.0"; width – 23.1".



C. WIND SPLITTER VENTED WINDSHIELD



D. KING-SIZE H-D DETACHABLES WINDSHIELD FOR HERITAGE SPRINGER MODELS – 18" CLEAR



E. FORK-MOUNT WIND DEFLECTORS – CHROME



F. REPLACEMENT WINDSHIELD SCREEN



G. WINDSHIELD ACORN NUT KIT

# CRUISER 149

Windshield Accessories

## E. FORK-MOUNT WIND DEFLECTORS – CHROME

Dress your bike for comfort and style. Wind Deflectors extend the windshield's coverage for superior protection in any weather. The scooped Deflectors are shaped to channel the airflow and direct the rush of air and turbulence around the rider. Deflectors attach to the fork brackets for a clean, integrated look and the chrome finish is the perfect complement to polished or chrome front end components. Easy-to-install kit includes all required mounting hardware.

**57400143**  
Fits '86-'17 FLS, FLSS, FLST, FLSTC, FLSTF, FLSTFB and FLSTFBS, '93-'96 FLSTN and '10-'12 FLSTSE models equipped with Harley-Davidson® King-Size Windshield and/or Passing Lamp Kits. Does not fit Springer™ models.

## F. REPLACEMENT WINDSHIELD SCREEN

Tailor your existing windshield for your riding preference. Replace the original windshield with a screen sized to improve wind protection. Uses your existing mounting brackets and hardware for an easy, economical conversion.

Fits '86-'17 FLS, FLSS, FLSTC, FLSTF, FLSTFB and FLSTFBS, '06 FLST and '93-'96 FLSTN models equipped with a H-D™ Detachables™ King-Size Windshield. Does not fit Springer models.

**5754-04** 23" Clear.  
**57975-99** 21" Light Smoke.  
**58277-95** 18" Light Smoke.

Fits '86-'17 FLS, FLSS, FLSTC, FLSTF, FLSTFB and FLSTFBS, '06 FLST and '93-'96 FLSTN models equipped with the Chrome Headlamp Nacelle Kit P/N 67907-96B.

**58657-97A** 19" Clear.

## G. WINDSHIELD ACORN NUT KIT

Kit contains 10 chrome-plated low crown 12-24 acorn nuts.

**94111-95**  
Fits Compact, King-Size, Convertible and Road King® windshields. (Pkg. of 10.)

## H. MID-FRAME AIR DEFLECTOR

Improve rider comfort during the summer riding season. Designed for severe duty and extreme temperature applications, these inconspicuous black deflectors attach to the frame and surround the top of the rear cylinder head. The scoop shape captures the moving air and uses the flow to direct the heat down and away from the rider to improve comfort. Kit includes all required mounting hardware.

**29200008A**  
Fits '08-'17 Softail® models (except FXCW, FXCWC, FXSB, FXSBSE and FXSE).



H. MID-FRAME AIR DEFLECTOR



H. MID-FRAME AIR DEFLECTOR

SOFTAIL



# 150 CRUISER

Seating – Reach® & Tallboy®

## A. SUPER REACH® SOLO SEAT

Get a little bit closer. Super Reach® forward position seats are designed to move riders with a shorter inseam even closer to the controls and to bring the legs about 1.0" closer together so that your feet rest firmly on the pavement. The scooped bucket-shape saddle is enhanced with added back support padding to move the rider up to 1.0" lower and 2.5" forward. The combination positions the rider closer to the hand and foot controls to offer both comfort and confidence. For a two-up ride, combine the solo seat with the Touring Passenger Pillion P/N 51898-05A (sold separately).

**54380-11**  
Fits '07-'17 FLSTC, '05-'17 FLSTN, FLSTNSE, and '05-'10 FLST and FLSTSC models. Seat width 12.0".

## B. REACH SOLO SEAT – FXSB SOFTAIL®

Designed to position riders with a shorter inseam closer to the ground, Reach Seats are shaped to place the rider in a comfortable and confident relationship to the hand and foot controls. The wide seating surface provides loads of support while riding and the narrow tapered nose brings your legs together for an easier reach to the ground at a stop. Reach Seats feature a stepped profile that provides back support and keeps the rider from sliding back during acceleration. This Reach Solo Seat is styled to match the Softail® Breakout® model's Original Equipment seat and features a textured vinyl inlay and Harley-Davidson® medallion insert. The seating surface complements the Original Equipment passenger pillion.

**52000099**  
Fits '13-'17 FXSB and FXSBSE, '16-'17 FXSE models. Seat width 14.5".

## C. REACH SEAT

Designed specifically for riders requiring a close to the bar riding position, this seat positions the rider approximately 1.0" forward and the narrow front profile brings your legs closer together to help you plant your feet firmly on the ground. The seat features a textured vinyl insert and a Bar & Shield logo that shows you are riding in style.

**51470-06A**  
Fits '07-'17 FLSTF, FLSTFB, FLSTFBS, FLSTSB and '06-'15 FXST, FXSTB, FXSTC, FXSTS and '07-'08 FXSTSSE models. Does not fit FLSTSE models. FLSTSB models require separate purchase of Passenger Footpeg Mounting Kit P/N 50932-08 and passenger footpegs. Seat width 13.5"; passenger pillion width 10.0".

## D. TALLBOY® SEAT

The correct riding position can help a tall rider sit comfortably on the bike and avoid leg cramps and back strain during a long day in the saddle. For riders with a longer inseam, a Tallboy® Seat will put you on the road to fatigue-free riding. Designed to move the rider up and back from the stock seating position, a Tallboy Seat can eliminate the knees-high riding position and effectively places the body for a natural arm and leg reach to the controls. Tallboy Seats feature a bucket-shaped design for added support and a wide seating surface to reduce pressure on the tailbone. This Tallboy Seat moves the rider back 2.0" and up 3.0" as compared to the Original Equipment seat. The new position allows additional leg and arm movement for the long-limbed rider and a comfortable seating space for the open road. The Tallboy Seat features a smooth vinyl surface that complements many motorcycle models and a wide pillion for added passenger comfort.

**51469-06A**  
Fits '07-'17 FLSTF, FLSTFB, FLSTFBS, FLSTSB, and '06-'15 FXST, FXSTB, FXSTC, FXSTS and '07-'08 FXSTSSE models. Does not fit FLSTSE models. FLSTSB models require separate purchase of Passenger Footpeg Mounting Kit P/N 50932-08 and passenger footpegs. Seat width 16.5"; pillion width 12.5".



A. SUPER REACH SOLO SEAT



B. REACH SOLO SEAT – FXSB SOFTAIL



C. REACH SEAT



D. TALLBOY SEAT



E. SUNDOWNER SEAT – SMOOTH (51468-06A SHOWN)



F. SUNDOWNER SEAT – HERITAGE SOFTAIL CLASSIC STUDS



G. SUNDOWNER SEAT – BLACKLINE & SLIM



H. SUNDOWNER SOLO SEAT – FXSB SOFTAIL (SHOWN WITH SUNDOWNER PASSENGER PILLION)

# CRUISER 151

Seating – Sundowner™

## SUNDOWNER™ SEATS

The Sundowner™ Seat provides the maximum in long-riding comfort. The deep-bucket design puts your body in the proper touring position and the generous padding makes it comfortable for both the rider and passenger as the miles are adding up. The dish shape provides added rider back support and the wide passenger pillion is shaped to minimize pressure points.

## E. SUNDOWNER SEAT – SMOOTH

The smooth vinyl cover features elegant top-stitching to complement most Harley-Davidson® saddlebags and luggage.

**51468-06A**  
Fits '07-'17 FLSTF, FLSTFB, FLSTFBS, FLSTSB, and '06-'15 FXST, FXSTB, FXSTC, FXSTS and '07-'08 FXSTSSE models. Does not fit FLSTSE models. FLSTSB models require separate purchase of Passenger Footpeg Mounting Kit P/N 50932-08 and passenger footpegs. Seat width 16.5"; passenger pillion width 12.5".

**51764-06**  
Fits '00-'17 FLST, FLSTC, FLSTNSE, FLSTSC, '00-'06 FLSTF and '00-'05 FX Softail® models (except FXSTD). Also fits FLSTN models with removal of stock luggage rack. Seat width 16.5"; passenger pillion width 12.5".

**51841-06**  
Fits '05-'17 FLSTN models. Seat width: 16.5"; passenger pillion width: 12.5".

## F. SUNDOWNER SEAT – HERITAGE SOFTAIL® MODEL CLASSIC STUDS

This highly stylized seat features a leather valance with decorative chrome spots, along with intricate stitching detail on the seating surface to match the '00-'15 Heritage Softail® Classic model.

**51813-09**  
Fits '00-'17 FLST, FLSTC, FLSTNSE, FLSTSC, '00-'06 FLSTF and '00-'05 FX Softail models (except FXSTD). Also fits FLSTN models with removal of stock luggage rack. Seat width 16.5"; passenger pillion width 12.5".

## G. SUNDOWNER SEAT – BLACKLINE™ & SOFTAIL SLIM® MODELS

The smooth vinyl cover features elegant top-stitching to complement most Harley-Davidson® saddlebags and luggage.

**52000011**  
Fits '11-'17 FLS, FLSS and '11-'13 FXS models. Installation requires separate purchase of Passenger Footpeg Mounting Kit P/N 50932-08 and passenger footpegs. Seat width 15.5"; passenger pillion width 12.0".

## H. SUNDOWNER SOLO SEAT – FXSB SOFTAIL®

This Sundowner Solo Seat is styled to match the Softail Breakout® model's Original Equipment seat and features a textured vinyl inlay and Harley-Davidson® medallion insert. For a two-up ride, combine the solo seat with the matching Sundowner Passenger Pillion P/N 52400066 (sold separately).

**52000098**  
Fits '13-'17 FXSB, FXSBSE and '16-'17 FXSE models. Seat width 16.0".

**Shown with:**  
**SUNDOWNER PASSENGER PILLION – FXSB SOFTAIL**  
Bring a passenger along for the ride. This easy-to-install detachable Passenger Pillion is styled to complement the Sundowner Solo Seat P/N 52000098. Includes grab strap.

**52400066**  
Fits '13-'17 FXSB, FXSBSE and FXSE models equipped with Sundowner Solo Seat P/N 52000098 (does not fit with original equipment solo seats). Pillion width 12".

**Also available:**  
**SUNDOWNER SEAT – SOFTAIL® DEUCE™**  
This Sundowner Seat gives you added touring comfort without sacrificing the Deuce™ style that has heads turning. Styled to match the Softail Deuce model with an embroidered H-D logo.

**51112-00B**  
Fits '00-'07 FXSTD models. Seat width 14.0"; passenger pillion width 11.0".



Reach Seats



Tallboy Seats

SOFTAIL



# 152 CRUISER

Seating – Signature Series®

## A. SIGNATURE SERIES® SEAT WITH RIDER BACKREST

A perfect combination of foam density and shape has created our most comfortable seat for long-haul touring. Both rider and passenger will be extra comfy riding to Sturgis and back with the wide seating areas. When you reach your destination, city driving will be easier with the narrow nose that helps keep your legs together. Seat features an easily removable adjustable rider backrest that folds down for easier passenger mounting. Rider backrest has a 5-position height adjustment with 1.5" range and a wide range of forward/back angle adjustment with a quick twist of the control knob.

**51985-08** Smooth.  
Fits '07-'17 FLSTF, FLSTFB, FLSTFBS, FLSTSB, and '06-'15 FXST, FXSTB, FXSTC, FXSTS and '07-'08 FXSTSSE models. Does not fit FLSTSE models. FLSTSB models require separate purchase of Passenger Footpeg Mounting Kit P/N 50932-08 and passenger footpegs. Seat width 16.0"; passenger pillion width 14.0".

**51998-08** Smooth.  
Fits '00-'17 FLST, FLSTC, FLSTNSE, FLSTSC, '00-'06 FLSTF and '00-'05 Softail® models (except FXSTD). Also fits FLSTN models with removal of stock luggage rack. '00-'06 FLST, FLSTC, FLSTF, FLSTSC and '00-'05 FX Softail models require separate purchase of Seat Bracket P/N 51949-09. Seat width 16.0"; passenger pillion width 14.0".

**51922-09** FLSTC Styling with Studs.  
Fits '00-'17 FLST, FLSTC, FLSTNSE, FLSTSC, '00-'06 FLSTF and '00-'05 Softail models (except FXSTD). Also fits FLSTN models with removal of stock luggage rack. '00-'06 FLST, FLSTC, FLSTF, FLSTSC and '00-'05 FX Softail models require separate purchase of Seat Bracket P/N 51949-09. Seat width 16.0"; passenger pillion width 14.0".



A. SIGNATURE SERIES SEAT WITH RIDER BACKREST – SMOOTH



A. SIGNATURE SERIES SEAT WITH RIDER BACKREST – FLSTC STYLING



A. SIGNATURE SERIES SEAT WITH RIDER BACKREST - INSTALLED AND REMOVED



B. BRAWLER SOLO SEAT



C. LEATHER BADLANDER SEAT



D. BADLANDER SEAT (51397-06A SHOWN)

# CRUISER 153

Seating – Low Profile

## B. BRAWLER® SOLO SEAT

When it's time to go it alone, go in style. These premium quality cowhide leather solo saddles feature a smooth, sleek design that hugs the frame rails for a true custom look. The Brawler® seat's design places the rider "in" the bike for a low-slung riding position, and features a "kick-up" in the rear to hold the rider in place. The seating position is generally lower than stock, but not as far back as Badlander® or other low-profile seats. The top-grain leather seating surface and contoured foam padding provide a firm but luxurious feel. Seat does not fit with passenger pillions.

**52000267**  
Fits '07-'17 FLSTF, FLSTFB, FLSTFBS, FLSTSB, '06-'15 FXST, FXSTB, FXSTC, FXSTS and '07-'08 FXSTSSE models. Does not fit FLSTSE models. Seat width 12.5".

## C. LEATHER BADLANDER® SEAT

The traditional Badlander seat's low and lean style sets the stage for your minimalist custom ride. The frame-hugging rider seat and the slim tapered passenger pillion visually stretch the bike and enhance the slammed look. The seat shape stays low along its entire length and follows the lines of the bike with minimal disruption, and delivers a riding position that is lower and generally farther back than the stock seat. Ideal for both short riders needing to be closer to the ground, or for tall riders who want to move back in the bike without sitting higher. This seat is wrapped in supple top-grain leather and finished with an embroidered Harley-Davidson script. Kit includes leather grab strap and mounting hardware.

**52000254**  
Fits '07-'17 FLSTF, FLSTFB, FLSTFBS, FLSTSB, '06-'15 FXST, FXSTB, FXSTC, FXSTS and '07-'08 FXSTSSE models. Does not fit FLSTSE models. FLSTSB models require separate purchase of Passenger Footpeg Mounting Kit P/N 50932-08 and passenger footpegs. Seat width 12.0"; passenger pillion width 6.5".

## D. BADLANDER SEAT

Clean smooth covers, subtle top-stitching and a frame-hugging profile add up to a statement only Harley could create. The low design delivers a reduced seat height that is ideal for riders who want the shortest possible reach to the ground, and the long and lean shape allows tall riders to move back from the hand and foot controls without sitting higher on the bike. Kit includes grab strap and all mounting hardware.

**51397-06A**  
Fits '07-'17 FLSTF, FLSTFB, FLSTFBS and FLSTSB, '06-'15 FXST, FXSTB, FXSTC, FXSTS and '07-'08 FXSTSSE models. Does not fit FLSTSE models. FLSTSB models require separate purchase of Passenger Footpeg Mounting Kit P/N 50932-08 and passenger footpegs. Seat width 12.0"; passenger pillion width 6.5".

**52292-00A**  
Fits '00-'17 FLST, FLSTC, FLSTNSE, FLSTSC, '00-'06 FLSTF and '00-'05 FX Softail® models (except FXSTD). Also fits FLSTN models with removal of stock luggage rack. Seat features embroidered Harley-Davidson script logo. Seat width 12.0"; passenger pillion width 6.5".

**52292-94B**  
Fits '84-'99 Softail models (except FLSTS). Seat features embroidered Harley-Davidson script logo. Seat width 12.0"; passenger pillion width 6.5".

NOTE: Some Harley-Davidson® seats are made of leather. Fine leathers or other natural materials WILL gain "character," such as wrinkles or wear, with age. This is normal. A fine, aged patina and character wrinkles are a sign of the extremely high-quality materials used to construct your seat or backrest. The appearance of scars or marks on the leather are a result of using natural leather panels and should not be thought of as an imperfection. Please use Harley-Davidson® Leather Protectant P/N 93600034 to protect your investment.

SOFTAIL



# 154 CRUISER

Seating – Pillion

## A. TOURING PASSENGER PILLIONS\*

Styled to match the stitching and texture of the Original Equipment rider seat, these stylish pillions provide an extra comfortable ride for your passenger on those long journeys.

**52915-07** '07-'11 Fat Boy® Models Styling. Fits '05-'07 FLST, and '07-'17 FLSTC, FLSTF, FLSTFB and FLSTFBS and FLSTSC models. Pillion width 14.0".

**52930-05** Softail® Deluxe Models Styling. Fits '05-'17 FLSTN models with Original Equipment Solo Seat. Pillion width 12.0".

**51763-07** Heritage Softail® Classic Models Styling. Fits '05-'07 FLST, and '07-'17 FLSTC, FLSTF, FLSTFB and FLSTFBS and FLSTSC models. Pillion width 14.0".

**52912-00** Heritage Softail Classic Styling. Fits '84-'06 Softail® models (except '05 FLSTFI 15th Anniversary models, FLSTN, FLSTS, FLSTSC or FXSTD). Pillion width 14.0".



A. TOURING PASSENGER PILLION – FAT BOY STYLING



A. TOURING PASSENGER PILLION – SOFTAIL DELUXE STYLING



A. TOURING PASSENGER PILLION – HERITAGE SOFTAIL CLASSIC STYLING



B. PASSENGER PILLION – SOFTAIL SLIM STYLING



**\*WARNING:** Do not install on models that are not equipped with passenger footpegs. Doing so could result in death or serious injury.

# CRUISER 155

Seating – Spring Seats

## C. BOBBER SOLO SADDLE

The thick distressed black leather cover is bonded directly to the formed metal seat pan and minimizes the foam filler and the extra height it brings. The raw-edge leather pad is joined to the pan with brass rivets, and features matching brass "Milwaukee Since 1903" trim that will develop a rich patina with use. The Bar & Shield logo is embossed into the leather surface as a finishing touch. Easy to install, the bolt-on seat and a model-specific installation kit includes everything you need to get the bobber look. No cutting, welding or fabrication is necessary.

**52000277** Distressed Black Leather. Fits '04-'06 and '10-later XL, '06-'17 Dyna® and '08-'17 FLS, FLSS, FLSTC, FLSTN and FXS models. Installation requires separate purchase of model-specific Rigid or Spring Seat Mounting Hardware Kit. Seat width 10.5".

## D. SOLO SADDLE

Available in elegant leather, this solo seat features a low-profile design that provides the minimalistic just enough to ride look. The smooth metal seat pan and the simple frame cover leave a clean, finished appearance. Easy to install, the bolt-on seat and model-specific Spring Seat Installation Kit include everything you need to get the bobber look. No cutting, welding or fabrication is necessary and the seat can be removed and replaced with a touring seat for a two-up night on the town.

Fits '04-'06 and '10-later XL, '06-'17 Dyna and '08-'17 FLS, FLSS, FLSTC, FLSTN and FXS models. Installation requires separate purchase of model-specific Rigid or Spring Seat Mounting Hardware Kit. Seat width 10.5".

**52000276** Black Diamond.

**52000279** Black Leather.

**Also available:**

### SPRING SADDLE INSTALLATION KIT

The torsion-style springs are designed for the optimum balance between spring suspension and support. Required for installation of Solo Saddle Kit P/N 52000277, 52000279, 52000278, 52000275, 52000276, 52000180, 54072-10, 54373-10, 52000114 and 52000113. Kit includes springs, mounting brackets, frame cover and hardware.

**54376-10B**

Fits '08-'17 FLSTC and FLSTN models.

## E. STANDARD LEATHER SOLO SPRING SADDLE

First offered in 1925, this timeless solo saddle offers a deep dish bucket shape and a firm leather covering. Installation requires separate purchase of model-specific Seat Bracket and Spring Kit.

**52004-25**

Fits '08-'15 FLSTSB, FXST, FXSTB, FXSTC and FXSTS and '86-'94 Softail® models. Does not fit '07-'09 FXSTSSE.

Requires separate purchase of model-specific Mounting Hardware Kit P/N 51902-09 or 52225-89.

## F. DELUXE LEATHER SOLO SPRING SADDLE WITH NOSTALGIC SKIRT

Step back to the late 1940s. Styled to complement the look of the post-war Harley® models, this deep dished leather solo saddle features a firm but comfortable seating surface. Installation requires separate purchase of model-specific Seat Bracket and Spring Kit.

**52006-47B**

Fits '08-'15 FLSTSB, FXST, FXSTB, FXSTC and FXSTS and '86-'94 Softail models. Does not fit '07-'09 FXSTSSE.

Requires separate purchase of model-specific Mounting Hardware Kit P/N 51902-09 or 52225-89.

**Also available:**

### SOLO SEAT BRACKET/SPRING KIT


This kit is required to install Touring Solo Saddle P/N 51481-08, Deluxe Leather Solo Saddle P/N 52006-47B or Leather Solo Saddle P/N 52004-25.

**51902-09**

Fits '08-'15 FLSTSB, FXST, FXSTB and FXSTC models.



C. BOBBER SOLO SADDLE (SHOWN WITH SPRING SADDLE INSTALLATION KIT)



D. SOLO SADDLE – BLACK DIAMOND (SHOWN WITH SPRING SADDLE INSTALLATION KIT)



D. SOLO SADDLE – BLACK LEATHER (SHOWN WITH SPRING SADDLE INSTALLATION KIT)



E. STANDARD LEATHER SOLO SPRING SADDLE



F. DELUXE LEATHER SOLO SPRING SADDLE WITH NOSTALGIC SKIRT

SOFTAIL



# 156 CRUISER

## Seating Accessories

### A. ROAD ZEPPELIN® SEAT PAD

Experience ultimate comfort. Designed to ensure hours of comfort in the saddle, Road Zeppelin® Seat Pads are equipped with a unique air bladder system that allows your weight to be supported evenly across the entire seating surface. Whether you have a low-profile seat or a larger more comfortable seat, you will feel the benefits. This air bladder system is designed to reduce pressure points, provide shock absorption and reduce vibration. Unlike other mouth-inflated seat pads, the Road Zeppelin Pad features an easy-to-reach integrated hand pump and metered air release valve that permits quick and controllable adjustment. You can easily adjust the comfort and support while seated on the pad. The UV-stable and snag-resistant mesh cover allows air to circulate beneath the rider's body, reducing the temperature trapped between the rider and seat. Shaped to conform to most Harley-Davidson® seats, the pads feature adjustable mounting straps and a non-skid surface to keep them in place. The hand-washable seat pad can be deflated and rolled for compact storage.

**52000327** Rider.  
Fits rider position on all models equipped with Original Equipment or accessory seats. Also fits passenger position on Touring models with large pillion area. Pad width – 14.0".

**52400162** Passenger.  
Fits Original Equipment and accessory passenger pillions. Pad length – 12.0"; width – 9.0".



A. ROAD ZEPPELIN SEAT PAD

### B. CIRCULATOR SEAT AND BACKREST PADS

Keep comfortable on your next long ride. These breathable Circulator Pads feature 3D construction that promotes air movement and reduces heat buildup where the rider's body touches the seat or backrest. Designed to keep the rider cool by reducing the perspiration buildup between you and the seating surface, the Circulator Pad can be installed and removed in seconds for easy cleaning. The low-profile design minimizes seat-height change compared to inflatable pads, while enhancing comfort with its shock-absorbing construction. Manufactured of UV-stable materials, these seat pads resist fading when exposed to the sun. Elastic under-seat strap and non-slip base provide secure installation and the available Circulator Passenger Pillion Pad attaches to the rider pad with hook-and-loop tabs.

**51076-10** Large Seat Pad.  
Fits Softail®, Touring and Trike models with Original Equipment and accessory seats. Will not fit Bobber or Road Zeppelin seats. Pad width – 16.0".

**51078-10** Passenger Pillion Pad.  
Fits Original Equipment and accessory passenger pillions. Pad width – 13.0".

**52300103** Wide Backrest Pad.  
Fits wide profile rider and passenger backrest pads up to 12.0" wide and 9.0" tall.



B. CIRCULATOR SEAT AND WIDE BACKREST PADS

### C. RAIN COVERS\*

Featuring a handy storage sack, this black nylon, water-resistant, Cordura® cover packs easily and shelters your seat from the storm.

**51638-97** Solo Seat.  
Fits H-D® solo seats (except XR and FLSTS).

**51639-97** Two-Up.  
Fits VRSC™, XG, XL, Dyna® and Softail models with Two-Up seats. Does not fit Touring and Trike models. Does not fit with Rider Backrests.



C. RAIN COVER – SOLO SEAT



C. RAIN COVER – TWO-UP SEAT

# CRUISER 157

## Seating Accessories

### D. TANK KNEE PAD KIT

These self-adhesive rubber knee pads provide a touch of old school style. The rich black rubber pads feature tapered ribs and a raised Bar & Shield logo to protect the surfaces where your legs contact the tank. The compact pads measure 7.0" by 2.75", and are flexible enough to fit many tank profiles. Sold in matched pairs.

**57300065**  
Fits fuel tanks on many Harley-Davidson Street®, Sportster®, Dyna® and Softail® models. May cover a portion of fuel tank graphics. Check placement before adhering to tank.



D. TANK KNEE PAD KIT

### E. REAR FENDER BIB

Complete the stripped-down solo look by replacing the Original Equipment passenger pillion with this decorative fender cover. Form-fitted to hug the contour of the rear fender, this decorative fender cover hides the passenger pillion mounting holes that are exposed when riding with a solo seat. Styled to match the Original Equipment solo seat, the Fender Bib features a textured leather insert to complete the custom look. The molded base is finished with a soft felt underliner designed to protect the fender's painted surface.

**52018-08** Softail® Deluxe Model Styling.  
Fits '05-'17 FLSTN models equipped with Original Equipment rider seat.

**52038-08** Fat Boy® Styling.  
Fits '07-'17 FLSTF, FLSTFB and FLSTFBS models equipped with Original Equipment rider seat.



E. REAR FENDER BIB – SOFTAIL DELUXE MODELS



E. REAR FENDER BIB – FAT BOY MODELS

### F. QUICK-RELEASE SEAT HARDWARE KIT

This Quick-Release Hardware Kit allows the rider to remove one-piece Harley-Davidson® seats quickly and easily. The knurled knob is easy to install or remove without tools, and the nylon washer keeps the finger tightened knob in place and rattle free. A raised-logo Harley-Davidson emblem finishes the look. SAE 1/4"-20 thread.

Fits '97-later XG, XL, Dyna, Softail (except '12-'17 FLS models equipped with Original Equipment seat), Touring and Trike models equipped with SAE 1/4"-20 seat mount hardware. Does not fit seats equipped with spring-loaded rear seat bracket.

**51676-97A** Chrome.

**10500093** Gloss Black.



F. QUICK-RELEASE SEAT HARDWARE KIT – CHROME



F. QUICK-RELEASE SEAT HARDWARE KIT – GLOSS BLACK

### G. SEAT MOUNTING NUTS – GLOSS BLACK

When blacking-out your bike, don't miss the details. These gloss black Seat Mounting Nuts take the hassle out of removing your two-piece seat and complete the blacked out look. These rich black caps dress up the seat mounting tab and the knurled knob makes fastening and unfastening the seat easy work. No tools required. Sold in pairs.

**10400049**  
Fits all Softail and Touring models with Original Equipment or Genuine Motor Accessory 2-piece seat and knurled seat mounting nuts.

### H. CHROME SCREWS FOR FLST SEAT BRACKET

**94289-94T**  
Fits '87-'99 FLSTC, FLSTF and FLSTN models.

### I. BILLET SEAT MOUNTING BRACKET – CHROME

The highly stylized design of this bracket adds a stunning look to the back of most seats.

**51804-02**  
Replaces Bolt-On Seat Brackets P/N 51798-00, 51740-10, 52467-00, 51652-97A and 51652-83B used on most Original Equipment and accessory seats and pillions.



G. SEAT MOUNTING NUTS – GLOSS BLACK



H. CHROME SCREWS FOR FLST SEAT BRACKET



I. BILLET SEAT MOUNTING BRACKET – CHROME



**\*WARNING:** Do not use while riding; could result in death or serious injury.



## BUILDING A BACKREST

A sissy bar upright and passenger backrest are the starting point to build a complete touring machine. The backrest provides long-range comfort and support and adds a feeling of control and confidence for the passenger. Start by selecting model-specific Docking Hardware, then choose a finish that matches your styling direction, determine the desired sissy bar height and finally select a backrest pad that complements your seat.

### DOCKING HARDWARE



### SHORT & TALL UPRIGHT



### SIDE PLATES



### PASSENGER BACKREST PAD



### SELECT THE DOCKING HARDWARE

2000-later Softail® Docking Hardware for H-D® Detachables™ Racks, Tour Pak® Racks & Sideplates  
Docking hardware fitment is dependent on vehicle model and saddlebag configuration.

H-D Detachables Accessory

Available to fit:

	Docking Hardware	Directional Relocation Kit
<b>No Saddlebags</b> Detachable Sideplates 53810-00C (Chrome), 53857-00B (Wrinkle Black), 54258-10A (Gloss Black), Solo Detach Rack 53649-05A (Chrome), 53612-08, 53652-05 (Black), One-Piece Detach Sissy Bar Upright P/N 53618-05 (Chrome), 52729-08 (Black), FXS One-Piece Sissy Bar P/N 52828-11, 52760-11. Solo Detach Tour-Pak® Rack 53559-04B or Two-Up Detachable Tour-Pak Rack 54051-08A, 53066-00D.	2003-2017 FXST, FXSTB, FXSTB, FXSTS, FXSTSSE, FXSTC, FLSTF, FLSTFB, FLSTFBS, FLSTSB, 2006 FLSTFSE	<b>53932-03A</b> Chrome Black <b>53959-06 54268-10</b> Chrome Black
	2005-2017 FLSTN, FLST	<b>53932-03A</b> Not Required
	2005-2007 FLSTSC	<b>53932-03A</b> <b>53959-06 54268-10</b> Chrome Black
	2011-2017 FLS, FLSS, FXS	<b>53932-03A</b> <b>54296-11</b>
	2013-2017 FXSB, FXSBSE, 2016-later FXSE	<b>52300239</b> Not Required
<b>With P&amp;A Saddlebags</b> Detachable Sideplates 53810-00C (Chrome), 53857-00B (Wrinkle Black), 54258-10A (Gloss Black), Solo Detach Rack 53649-05A (Chrome), 53612-08, 53652-05 (Black), One-Piece Detach Sissy Bar Upright P/N 53618-05 (Chrome), 52729-08 (Black), Solo Detach Tour-Pak Rack 53559-04B, Two-Up Detachable Tour-Pak Rack 54051-08A, 53066-00D.	2006 FLSTFSE, 2003-2017 FLSTF, FLSTFB, FLSTFBS, FLSTSB, FXST, FXSTB, FXSTC, FXSTS, 2007-2008 FXSTSSE	<b>53930-03B</b> <b>53959-06 54268-10</b> Chrome Black
	2005-2017 FLST, FLSTN	<b>53930-03B</b> Not Required
	2005-2007 FLSTSC	<b>53930-03B</b> <b>53959-06 54268-10</b> Chrome Black
<b>With P&amp;A Saddlebags</b> 53015-05, 53061-00A, 88237-07, 88238-07, 88263-07, 88286-07, 90058-05, 90114-00A, 90119-00A, 90130-00B, 90133-06B, 90200765, 90200816, 90201389, 90320-00B, 90384-04, 90384-06, 90388-04, 90419-08, 91536-00A, 91537-00A, 91555-01A, 92000-00B and 92015-03.	2003-2017 FLSTC	<b>53931-03A</b> Not Required
	2003 FLSTS	<b>53931-03A</b> <b>53959-06 54268-10</b> Chrome Black
	2005-2007 FLSTSC	<b>53931-03A</b> <b>53959-06 54268-10</b> Chrome Black
	2006 FLST	<b>53931-03A</b> Not Required
Detachable Sideplates and Hard Saddlebags 90715-08XX.	2008-2017 FLSTF, FLSTFB, FLSTFBS	<b>53930-03B &amp; 53075-03</b> Included with Hard Saddlebags
Detachable Sideplates and Hard Saddlebags 90725-08XX.	2008-2017 FLSTN	<b>53930-03B &amp; 53075-03</b> Not Required

\*See fitment for Saddlebag Kits P/N 88237-07, 88238-07 or 88306-07.

Backrests & Racks

### A. H-D® DETACHABLES™ SIDEPLATES

In the time it takes for a traffic light to change, you can transform your motorcycle from a city cruiser to a cross-country hauler. Start with Harley-Davidson® Detachables™ Sideplates, and add your choice of sissy bar upright and pad to make removing the passenger backrest a simple slide and click operation. Manufactured and tested to rigorous Harley-Davidson standards, installation requires separate purchase of model-specific Docking Hardware Kit.

Fits '00-'17 FLST, FLSTF, FLSTFB, FLSTFBS, FLSTN, FLSTNSE, FLSTSB, FLSTSC, FLSTSE, FXSB, FXSBSE, FXST, FXSTB, FXSTS, FXSTSSE and '06 FLSTFSE models with or without saddlebags (except Heritage Saddlebags P/N 90876-05). Requires separate purchase of Docking Hardware Kit and may require Directional Relocation Kit. See chart for your application.

**53810-00C** Chrome.

**54258-10A** Gloss Black.

Fits '00-'17 FLSTC and '00-'03 FLSTS models. Also fits '05-'15 FLST and FLSTSC models with Heritage Saddlebag P/N 90876-05. Requires separate purchase of Docking Hardware Kit and may require Directional Relocation Kit. See chart for your application.

**53815-00A** Chrome.

### SISSY BAR UPRIGHTS

Sissy Bar Uprights are available in a variety of shapes and styles. Round bar uprights feature a mini medallion bar and an embossed Bar & Shield insert. Uprights are designed to accept specific 3-bolt or 2-bolt mounted backrest pads.

### B. LOW SISSY BAR UPRIGHT

Shaped to complement a thicker passenger pillion, the ideal match for touring style seats, this upright also offers additional height options to riders with custom style seats.

Fits '04-later XL models with H-D® Detachables™ sideplates, '06-'17 Dyna® (except FXDF, FXDFSE and '10-'17 FXDWG), '84-'05 Softail® (except FXSTD) and '06-'17 FL Softail models (except '07-'17 FLS, FLSS, FLSTF, FLSTFB, FLSTFBS, FLSTSE and FLSTSB and '06 FLSTFSE) with appropriate sideplates.

**52300022** Chrome.

**52300024** Gloss Black.

Fits '07-'17 FLSTF, FLSTFB, FLSTFBS, FLSTSB, FLSTSE and FXSTC, '06 FLSTFSE, '06-'17 FXST, FXSTB and FXSTS and '07-'08 FXSTSSE models with appropriate sideplates. '07-'10 FXSTC models require separate purchase of Fender Mounted Seat.

**51477-06** Chrome.

**54256-10** Gloss Black.

Fits '13-'17 FXSB and FXSBSE, '16-'17 FXSE and '09 FXSTSSE models with appropriate H-D Detachables sideplates. FXSTSSE models require separate purchase of Hardware Kit P/N 52300306.

**52540-09A** Chrome.

**52300401** Gloss Black.

### C. STANDARD SISSY BAR UPRIGHT

Give your passenger additional back support with a Standard Sissy Bar Upright designed to accept a wide variety of backrest pads.


Fits '04-later XL models with H-D Detachables sideplates, '06-'17 Dyna (except FXDF, FXDFSE and '10-'17 FXDWG), '84-'05 Softail (except FXSTD) and '06-'17 FL Softail models (except '07-'17 FLS, FLSS, FLSTF, FLSTFB, FLSTFBS, FLSTSE and FLSTSB and '06 FLSTFSE) with appropriate sideplates.

**52300018** Chrome.


**52300020** Gloss Black.



A. H-D DETACHABLES SIDEPLATES



B. LOW SISSY BAR UPRIGHT – CHROME (52300022 SHOWN)



B. LOW SISSY BAR UPRIGHT – GLOSS BLACK (52300024 SHOWN)



B. LOW SISSY BAR UPRIGHT – CHROME (52540-09A SHOWN)



B. LOW SISSY BAR UPRIGHT – GLOSS BLACK (52300401 SHOWN)



C. STANDARD SISSY BAR UPRIGHT – CHROME (52300018 SHOWN)



C. STANDARD SISSY BAR UPRIGHT – GLOSS BLACK (52300020 SHOWN)

SOFTAIL



# 160 CRUISER

## Backrests & Racks

### A. ONE-PIECE H-D® DETACHABLES™ TALL SISSY BAR UPRIGHT – GLOSS BLACK

The sweeping shape and gloss black finish of this slim, round bar Sissy Bar Upright complements the classic bobber look of the Softail® Cross Bones™ model. The one-piece design eliminates separate sideplates for a clean appearance and the stylized upper kick angle mimics the old-school sissy bars of the '50s and '60s. Can be used with Passenger Backrest Pad P/N 52631-07.

#### 52729-08A

Fits '07-'17 FLSTF, FLSTFB, FLSTFBS, FLSTSB and FLSTSE and '06-'15 FXST, FXSTB, FXSTC and FXSTS models. Requires separate purchase of Docking Hardware Kit and may require Turn Signal Relocation Kit. See Docking Hardware Fitment Chart for your application.

#### Shown with:

#### PASSENGER BACKREST PAD

Styled to complement available touring and custom seats.

#### 52631-07

Fits One-Piece H-D® Detachables™ Sissy Bar Upright P/N 52729-08A, 51853-07, 51849-07, 51146-10A, 51161-10A, 52300040A, 52300042A, 52300044A or 52300046A.

### B. ONE-PIECE H-D DETACHABLES SISSY BAR – BLACKLINE® & SOFTAIL SLIM® MODELS

Sweeping curves and a sleek gloss black finish add a custom look to this detachable Sissy Bar. Featuring a slotted base and beefy solid bar upright, the one-piece design incorporates exclusive cam lock H-D Detachables hardware that allows you to install or remove the passenger backrest in seconds. Just add a backrest pad to complete the system.

#### 52760-11 Standard-Height, Gloss Black.

Fits '11-'17 FLS and FLSS and '11-'13 FXS models. Requires separate purchase of appropriate Docking Hardware P/N 53932-03A and Turn Signal Relocation Kit P/N 54296-11. Models equipped with Side-Mount License Plate require Relocation Kit P/N 67900127A. Models equipped with a center-mount license plate and fender-mounted reflectors require installation of additional components (sold separately): Red Reflector Kit P/N 67900223 or Amber Reflector Kit P/N 67900224.

#### Also available:

#### PASSENGER BACKREST PAD – SOFTAIL® BLACKLINE™ MODEL

Styled to complement the FXS Original Equipment or accessory seats, these compact Backrest Pads are the perfect match for Softail Blackline™ motorcycle.

#### 52300038 Smooth.

Fits '11-'17 FLS and FLSS and '11-'13 FXS models. Requires Fits '11-'17 FLS, FLSS and '11-'13 FXS models equipped with Sissy Bar P/N 52760-11 or 52828-11.



A. ONE-PIECE H-D DETACHABLES TALL SISSY BAR UPRIGHT – GLOSS BLACK (SHOWN WITH PASSENGER BACKREST PAD)



B. ONE-PIECE H-D DETACHABLES SISSY BAR – BLACKLINE & SLIM AND PASSENGER BACKREST PAD

# CRUISER 161

## Backrests & Racks

### PASSENGER BACKREST PADS

Choose from a wide variety of backrest pad sizes and shapes to match your comfort and style demands. Designed to complement Original Equipment and accessory seats, these pads are engineered to fit specific sissy bar upright types.

### C. BACKREST PADS

Sized to fit round bar sissy bar uprights, these pads mount to mini medallion-style uprights with two mounting holes.

Fits Standard Round Bar Mini-Medallion Style Upright P/N 52877-10 or 51168-10. Also fits Low Round Bar Mini Medallion Style Sissy Bar Upright P/N 52300401, 52540-09A, 51477-06, 54256-10, 52300049 and 52300050.

- 1. **51641-06** Smooth Top-Stitched.
- 2. **51640-06** Smooth Bucket.
- 3. **51622-07** Fat Boy® Lacing Bucket.

### D. BACKREST PADS

Sized to fit medallion and mini medallion-style sissy bar uprights. Pad mounts with single center screw and bolt-on mounting strap. Kit includes chrome-plated mounting hardware.

Fits Low Medallion Style Sissy Bar Upright P/N 52655-84, 52909-02, 52754-04, 51851-09, Standard Medallion Style Sissy Bar Upright P/N 52735-85 or 52877-08, Standard Square Bar Mini Medallion Style Sissy Bar Upright P/N 53281-06 or 53407-06, Standard Heritage Style Sissy Bar Upright P/N 52731-00 and Standard Round Bar Sissy Bar Upright P/N 52300018 or 52300020.

- 1. **52612-95** Smooth Top-Stitched.
- 2. **52412-79A** Embossed Bar & Shield Logo.
- 3. **52348-97** Heritage Classic Bucket.
- 4. **52347-97** Fat Boy® Bucket.
- 5. **51132-98** Smooth Bucket.

### E. BACKREST PADS

Sized to fit medallion and mini medallion-style sissy bar uprights. Pad mounts with single center screw and bolt-on mounting strap. Includes chrome-plated mounting hardware.

Fits Low Medallion Style Sissy Bar Upright P/N 52754-04 or 51851-09, Low Square Bar Mini-Medallion Style Sissy Bar Upright P/N 53282-06, Standard Square Bar Mini Medallion Style Sissy Bar Upright P/N 53281-06 or 53407-06, Standard Medallion Style Sissy Bar Upright P/N 52735-85, 53007-98, 52655-84, 52909-02 or 51517-02, Standard Bar & Shield Style Sissy Bar Upright 52739-83 or 51514-02, Standard Heritage Style Sissy Bar Upright P/N 52731-00 and Low Round Bar Sissy Bar Upright P/N 52300022 or 52300024.

- 1. **52652-04** Smooth.
- 2. **52626-04** Smooth Top-Stitched.



C. BACKREST PADS



D. BACKREST PADS



E. BACKREST PADS



# 162 CRUISER

## Backrests & Racks

### A. AIR FOIL PREMIUM LUGGAGE RACK\*

The low-profile aerodynamic styling defines the look of this Luggage Rack. Available in mirror chrome or rich gloss black finish, the die-cast rear "Air Foil" grabs your attention and the Bar & Shield insert adds a signature touch. The elegant round tube rack features inlaid rubber runners for added grip and dedicated bungee mounting points to simplify luggage tie-down. Kit includes all necessary mounting hardware. For added visibility, the rack is designed to incorporate the internal wiring of the Air Foil Rack LED Light Kit P/N 68000076 (red) for a clean look.

Fits '04-later XL models equipped with H-D® Detachables™ Sideplates, '06-'17 Dyna® models (except FXDF, FXDFSE and '10-'17 FXDWG) equipped with Detachable Sideplates, '84-'05 Softail® (except FLSTN and FXSTD) and '06-'17 FLST, FLSTC, FLSTNSE and FLSTSC and '06 FLSTF models equipped with Detachable Sideplates.

**54290-11** Chrome.

**54291-11** Gloss Black.

### B. LED LIGHT KIT\*\*

This fast-acting LED Light Kit operates as a supplemental rear running light and brake light. The high, center-mount position places the light in the line-of-sight of following vehicles and the bright, fast-acting LED lamps get you noticed. Wiring is concealed inside the rack tubes for a clean, custom installation. Available with red lens.

**68000076** Red Lens.

Fits Air Foil Luggage Rack P/N 54290-11, 54291-11 and Air Wing Sissy Bar Upright P/N 52300146 and 52300147. Installation requires separate purchase of model-specific Wiring Harness Kit.

**Also available:**

### LED LIGHT KIT WIRING HARNESS

Required for installation of LED Light Kit on Air Foil Luggage Rack P/N 54290-11 or 54291-11.

**73415-11**

Fits '06-'17 Dyna (except FXDF, FXDFSE, '14-'17 FXDL, '16-'17 FXDLS and '10-'17 FXDWG), '84-'05 Softail (except FLSTN and FXSTD), '06-'17 FLST, FLSTC and FLSTSC and '06 FLSTF models with Air Foil Luggage LED Light Kit P/N 68000076 or 68000077.

### C. CUSTOM TAPERED SPORT LUGGAGE RACK\*

Smooth sweeping curves and the brilliant chrome or gloss black finish define the look of this Sport Luggage Rack. Designed to complement both round and square bar Sissy Bar Uprights, this sleek rack adds a practical and stylish touch to the motorcycle.

Fits '04-later XL models (except XL1200CX) equipped with H-D Detachables Sideplates, '06-'17 Dyna models (except FXDF, FXDFSE and '10-'17 FXDWG) equipped with Detachable Sideplates, '84-'05 Softail (except FLSTN and FXSTD) and '06-'17 FLST, FLSTC, FLSTNSE and FLSTSC and '06 FLSTF models equipped with Detachable Sideplates.

**50300030** Chrome.

**50300031** Gloss Black.

Fits '07-'17 FLSTF, FLSTFB, FLSTFBS, FLSTSB, FLSTSE and FXSTC, '06 FLSTFSE, '06-'15 FXST, FXSTB and FXSTS and '07-'08 FXSTSSE models with Detachable Sideplates and Sissy Bar Uprights. FXSTC models require separate purchase of Fender Mounted Seat.

**53953-06** Chrome.

**54263-10** Gloss Black.



A. AIR FOIL PREMIUM LUGGAGE RACK – CHROME



A. AIR FOIL PREMIUM LUGGAGE RACK – GLOSS BLACK



B. LED LIGHT KIT – AIR FOIL RACK



C. CUSTOM TAPERED SPORT LUGGAGE RACK – CHROME (53953-06 SHOWN)



C. CUSTOM TAPERED SPORT LUGGAGE RACK – GLOSS BLACK (54263-10 SHOWN)



D. H-D DETACHABLES SOLO RACK – GLOSS BLACK (50300099A SHOWN)



F. LOCKING H-D DETACHABLES LATCH KIT – CHROME



G. H-D DETACHABLES LATCH KIT – CHROME



E. FIVE BAR SPORT LUGGAGE RACK – CHROME



F. LOCKING H-D DETACHABLES LATCH KIT – BLACK



H. REAR DOCKING HARDWARE COVER KIT – BLACK

H. REAR DOCKING HARDWARE COVER KIT – CHROME

# CRUISER 163

## Backrests & Racks

### D. H-D® DETACHABLES™ SOLO RACKS\*

Add touring capabilities to your solo seat Softail® model in less than 60 seconds. This detachable Solo Rack fits over the fender when the passenger pillion is removed. The rack features brazed hand-polished tubing and the chrome or black finish adds a stylish flair. Requires Docking Hardware. Easily interchangeable with detachable Passenger Sissy Bar Upright and Sideplates.

**50300099A** Gloss Black.

Fits '12-'17 FLS and FLSS and '11-'13 FXS models. Requires separate purchase of appropriate Docking Hardware P/N 53932-03A and Turn Signal Relocation Kit P/N 54296-11. Models equipped with Side-Mount License Plate require Relocation Kit P/N 67900127A. Models equipped with a center-mount license plate and fender-mounted reflectors require installation of additional components (sold separately): Red Reflector Kit P/N 67900223 or Amber Reflector Kit P/N 67900224.

### E. FIVE BAR SPORT LUGGAGE RACK – CHROME\*

This rack brings touring flexibility to your motorcycle. Can be used with H-D Detachables or Rigid Mount Sissy Bar Sideplates.

**53862-00**

Fits '04-later XL models (except XL1200CX) equipped with Detachable Sideplates, '06-'17 Dyna® models (except FXDF, FXDFSE and '10-'17 FXDWG) equipped with Detachable Sideplates, '84-'05 Softail® (except FLSTN and FXSTD), '06-'17 FLST, FLSTC and FLSTSC and '06 FLSTF models equipped with Detachable Sideplates. Does not fit with Round Bar Uprights P/N 52300018, 52300020, 52300022 and 52300024.

### F. LOCKING H-D DETACHABLES LATCH KIT

This unique lock replaces the cam lock on your Harley-Davidson® Detachables™ accessories, providing additional security and peace of mind when parking your vehicle. The kit includes two extended-reach barrel-style keys for easy access to the lock. Key registration and replacement service is available. Sold in pairs.

Fits all models equipped with detachable Sideplates, Racks and Tour-Pak® Luggage Carriers (except '18-later Softail models with HoldFast™ racks and uprights or '09-later Touring models equipped with detachable Solo Tour-Pak Rack).

**90300087** Chrome.

**90300086** Black.

### G. H-D DETACHABLES LATCH KIT – CHROME

Decorative chrome latches are the perfect way to enhance the appearance of your detachable accessories. Meticulously polished and chrome-plated, these easy-to-install Rotary Latches are a direct replacement for the Original Equipment satin black parts and are a simple way to add a finishing touch to your ride. Latches feature an easy-to-pull finger release to simplify access in hard-to-reach areas.

**12600036**

Fits all models equipped with detachable Sideplates, One-Piece Sissy Bar Uprights, Racks, and Tour-Pak Luggage Mounting Racks (except '18-later Softail models with HoldFast racks and uprights).

### H. REAR DOCKING HARDWARE COVER KIT

Disguise the rear docking hardware with these easy-to-install covers. The caps slide over the exposed docking points and are held in place by a strong magnetic pull. The caps are easy to remove when you wish to reinstall detachable accessories. Covers are available with brilliant chrome or durable gloss black finish to match your bike's attitude. Sold in pairs.

Fits many accessory docking hardware kits. Refer to the fitment matrix in this P&A Catalog Page 543 or the Parts & Accessories section of [www.harley-davidson.com](http://www.harley-davidson.com) for details.

**48218-10** Short Chrome (pair).

**48220-10** Large Chrome (pair).

**48035-09** Small Chrome (pair).

**48221-10** Short Black (pair).

**48223-10** Large Black (pair).

**48225-10** Small Black (pair).



**\*WARNING:** Do not use this rack as a seat. Do not exceed the fender rack weight capacity. Using as seat or exceeding this capacity could cause handling problems, which could result in loss of control and death or serious injury.



**\*\*WARNING:** Disconnecting your DOT-required tail, brake and turn signal lighting could reduce your visibility to others and result in death or serious injury.

SOFTAIL



**\*WARNING:** Do not use this rack as a seat. Do not exceed the fender rack weight capacity. Using as seat or exceeding this capacity could cause handling problems, which could result in loss of control and death or serious injury.



# 164 CRUISER

## Saddlebags & Luggage

### A. LOCKING LEATHER COVERED RIGID SADDLEBAGS

These saddlebags offer a premium leather look with an extra-durable construction. The blow-molded core keeps the bag rigid and prevents sagging, while the unique lids open outward for added flair. Bags feature locks for additional security. Luggage capacity: 1800 cubic inches total.

#### 53061-00B

Fits '00-'17 Softail® models (except FLS, FLSS, FLSTNSE, FXCW, FXCWC, FXS, FXSB, FXSBSE, FXSE and FXSTD). Also fits '09 FXSTSSE models. FXSTC models require separate purchase of Hardware Kit P/N 90573-07. Fits '84-'99 Softail models with separate purchase of Directional Relocation Kit P/N 53692-96. (FLST, FLSTC and FLSTS models do not require this Directional Relocation Kit). (Does not fit '84-'99 models equipped with H-D® Detachables™ accessories). Does not fit with Rear Axle Covers, Wide Tire Kit P/N 43684-99 or Flat Lens Turn Signal Kit P/N 68431-95. FLSTFBS models require the removal of Original Equipment Rear Axle Covers.

Note: Installation of these saddlebags with the following seats requires the use of Spacer Kit P/N 90976-01A: seats with rider backrests, Sundowner™ seats, stock FLSTF seat, stock FLSTC, FXSTC seat and any other seats that contact the lid of the saddlebag. Spacer Kit not required if mounting with Harley-Davidson® Detachables Racks or Sideplates.



A. LOCKING LEATHER COVERED RIGID SADDLEBAGS

### B. LOCKING RIGID SADDLEBAGS – SOFTAIL DELUXE STYLING

Styled to complement the nostalgic look of the Softail Deluxe model, these saddlebags with pleated leather panels are anything but traditional. The rigid core allows the bag to retain its shape even after years of use. The hinged locking lid tilts outward for easy access and the embossed weave pattern, braided edging and chrome concho trim echo the Softail Deluxe seat and pillion for a coordinated look. Luggage capacity: 1900 cubic inches total.

#### 53015-05B

Fits '05-'17 FLSTN models. Does not fit FLSTNSE. Does not fit with Rear Axle Covers.



B. LOCKING RIGID SADDLEBAGS – SOFTAIL DELUXE STYLING

### C. HERITAGE SOFTAIL® MODEL SADDLEBAGS

Original Equipment on the '06-'08 Heritage Softail Classic model, these top grade cowhide saddlebags feature reinforced rim and sides to help maintain their shape. The bags are decorated with chrome studs and a chrome-plated brass medallion coined with the Harley-Davidson logo. Saddlebag tops have rivet-reinforced corners and are secured with heavy leather straps that conceal quick-release hardware. Luggage capacity: 2200 cubic inches total.

#### 90876-05

Fits '00-'17 FLSTC models. Also fits '00-'17 FLST models (except FLSTN, FLSTNSE, and '10-'12 FLSTSE) with the separate purchase of Saddlebag Hardware Kit P/N 79304-06.



C. HERITAGE SOFTAIL STYLE SADDLEBAGS

### D. SOFTAIL LEATHER SADDLEBAGS – FAT BOY STYLING

Styled to complement the '00-'06 Fat Boy® motorcycle with the distinctive Fat Boy concho, wider is definitely better when it comes to these bags, the widest available for Softail models. Luggage capacity: 1550 cubic inches total.

#### 90320-00D

Fits '00-'17 Softail models (except FLS, FLSS, FLSTC, FLSTNSE, FXCW, FXCWC, FXS, FXSB, FXSBSE, FXSE and FXSTD). Also fits '09 FXSTSSE models. FXSTC models require separate purchase of Hardware Kit P/N 90573-07. Also fits '84-'99 FLSTF, FXST, FXSTC and FXSTS models without H-D Detachables accessories when installed with Directional Relocation Kit P/N 53692-96. Does not fit with Rear Axle Covers, Wide Tire Kit P/N 43684-99A or Flat Lens Turn Signal Kit P/N 68431-95. FLSTFBS models require the removal of Original Equipment Rear Axle Covers.



D. SOFTAIL LEATHER SADDLEBAGS – FAT BOY STYLING

NOTE: Some Harley-Davidson® saddlebags are made of leather. Fine leathers or other natural materials WILL gain "character," such as wrinkles or wear, with age. This is normal. A fine, aged patina and character wrinkles are a sign of the extremely high-quality materials used to construct your saddlebags. The appearance of scars or marks on the leather are a result of using natural leather panels and should not be thought of as an imperfection. Please use Harley-Davidson® Leather Protectant P/N 93600034 to protect your investment.

# CRUISER 165

## Saddlebags & Luggage

### E. H-D® DETACHABLES™ LEATHER SADDLEBAGS – FAT BOY® MODEL LACING

Styled to complement the '07-'11 Fat Boy® model. These large-capacity detachable saddlebags are completely removable with the simple pull of the internal handle, leaving your bike clean and ready to cruise the boulevard. The handsome leather bags feature hidden quick-release clips behind the traditional strap and buckle. When removed, the large-capacity bags leave behind two simple, inconspicuous docking points. The bags are compatible with both rigid and H-D® Detachables™ accessories when installed with the appropriate docking hardware kits. Luggage capacity: 2400 cubic inches total.

#### 88306-07A

Fits '07-'17 FLSTF, FLSTFB and FLSTFBS models. Models equipped with detachable accessories require separate purchase of Docking Hardware Kit P/N 88256-07. Models without detachable accessories require separate purchase of Docking Hardware Kit P/N 53932-03A. Models equipped with Rigid Accessories require separate purchase of Docking Hardware Kit P/N 88298-07. All models require separate purchase of Rear Directional Relocation Kit P/N 69929-07 or 73369-10. Does not fit with Passenger Footboards or Rear Axle Covers. FLSTFBS models require the removal of Original Equipment Rear Axle Covers.



E. H-D DETACHABLES LEATHER SADDLEBAGS – FAT BOY LACING

### F. LEATHER SADDLEBAGS – FAT BOY STYLING

Carry your essentials in style with these premium heavy leather saddlebags. They feature a reinforced tub and lid to retain their shape for the long haul. Leather straps and chrome buckles that hide quick-release clips. They are also highly stylized with a leather embossed lid that features decorative chrome spots and Spanish lacing to match the '07 Fat Boy® model. Luggage capacity: 1700 cubic inches total.

#### 88286-07

Fits '00-'17 Softail® models (except FLS, FLSS, FLSTC, FLSTNSE, FXCW, FXCWC, FXS, FXSB, FXSBSE, FXSE and FXSTD). Also fits '09 FXSTSSE models. FXSTC models require separate purchase of Hardware Kit P/N 90573-07. Also fits '84-'99 FLSTF, FXST, FXSTC and FXSTS models without H-D® Detachables™ accessories when installed with Directional Relocation Kit P/N 53692-96. Does not fit with Rear Axle Covers, Wide Tire Kit P/N 43684-99A or Flat Lens Turn Signal Kit P/N 68431-95. FLSTFBS models require the removal of Original Equipment Rear Axle Covers.



F. LEATHER SADDLEBAGS – FAT BOY STYLING

### G. UNIVERSAL SADDLEBAG LOCK KIT

Keep the contents of your existing soft-sided saddlebags safe from the grab-and-go thief. This unique kit features two extra-small barrel locks that can replace existing saddlebag snaps to perform double duty as locks or as snaps when you don't need to lock your bags. Can be keyed to match your barrel-style ignition key. Sold in pairs.

Fits most soft-sided leather and vinyl saddlebags. Does not fit FLHRC and FLHRS.

**90300003** Keyed To Match.

**90300017** Random Key Code.



G. UNIVERSAL SADDLEBAG LOCK KIT



NOTE: Some Harley-Davidson® saddlebags are made of leather. Fine leathers or other natural materials WILL gain "character," such as wrinkles or wear, with age. This is normal. A fine, aged patina and character wrinkles are a sign of the extremely high-quality materials used to construct your saddlebags. The appearance of scars or marks on the leather are a result of using natural leather panels and should not be thought of as an imperfection. Please use Harley-Davidson® Leather Protectant P/N 93600034 to protect your investment.



# 166 CRUISER

Saddlebags & Luggage

## A. HERITAGE SOFTAIL® CLASSIC QUICK-DETACH SADDLEBAG CONVERSION KIT

Leave your baggage behind with this innovative set of quick-detach hardware. This kit converts your Original Equipment fixed-mount Heritage Softail® Classic saddlebags to bags that can be removed in just seconds. Just reach inside the bag, pull and twist the locking handle and slide the bags off. You're left with a clean, stripped-down custom look that's ready to prowl. Exclusive 3-point mounting system distributes the load to minimize flex and bounce and retains the Original Equipment weight capacity.

### 90200641A

Fits '03-'17 FLSTC models equipped with Original Equipment Heritage Softail Classic saddlebags. Installation requires separate purchase of appropriate Docking Hardware Kit. Models equipped with detachable accessories and saddlebags require Docking Kit P/N 90200670. Does not fit with Passenger Footboards, Rear Saddlebag Guards or Rear Axle Covers.

### Also available:

#### DOCKING HARDWARE KIT

Required for installation of Quick-Detach Saddlebag Kit P/N 90200641 on FLSTC models.

#### 90200670 With Detachable Accessories.

Fits '03-'17 FLSTC models equipped with Quick-Detach Saddlebag Kit P/N 90200641A and detachable accessories.



A. HERITAGE CLASSIC QUICK-DETACH SADDLEBAG CONVERSION KIT

## B. HERITAGE FLAT TOP & LOCK KIT

Unique saddlebag structure incorporates a barrel-style lock to secure your Heritage Softail Saddlebags and offers an unobtrusive internal reinforcement bracket that adds rigidity and preserves the original shape after extended periods of exposure to the weather. A custom-shaped plastic inner lid mounts easily to the inside of the leather lid to add additional support. Barrel-style locks are sold separately and can be ordered keyed to match your ignition switch. Kit includes reinforcement bracket, plastic inner lid and all necessary installation hardware for the left and right side bags.

### 88373-10A

Fits '00-'15 FLSTC Original Equipment saddlebags and Heritage Style Saddlebag Kit P/N 90876-05. Requires separate purchase of Keyed-to-Match Barrel Lock Kit P/N 90300010. See instruction sheet for additional installation supplies required.


### Also available:

#### LOCKSET – KEYED TO MATCH

Barrel style lock kit includes 2 locks and 2 keys.

### 90300010

For use with Heritage Flat Top & Lock Kit P/N 88373-10A.



A. HERITAGE CLASSIC QUICK-DETACH SADDLEBAG CONVERSION KIT



B. HERITAGE FLAT TOP & LOCK KIT



B. HERITAGE FLAT TOP & LOCK KIT

# CRUISER 167

Saddlebags & Luggage

## SINGLE-SIDED SWINGARM BAG

Less is more. With enough room for the essentials, these stylish Swingarm Bags eliminate the need to stuff your pockets or bungee a bag across the passenger pillion. Shaped to hug the contour of your bike's frame, these compact bags add an old-school look. Bags are constructed of heavyweight leather and feature a pouch-style flap lid that is secured with two traditional straps and buckles. The semi rigid-backed bag is secured to the left side of the bike with easy-to-install adjustable straps. Luggage capacity: 450 cubic inches total.

## C. SINGLE-SIDED SWINGARM BAG – ANTIQUE BROWN LEATHER

Crafted from supple brown pull-up leather, this classic Swingarm Bag will gain character and a well-worn authentic look with use. The flip-open lid is secured with traditional straps and buckles, and the bag features antique hardware that complements the old-school look.

### 90201568

Fits '00-later Softail® models (except FLSTC, FLSTNSE, FLSTSE, FXDRS, FXCW, and FXCWC). Does not fit models equipped with left-hand tool box, passenger footboards, chrome swingarm covers, saddlebags, or saddlebag guards.



C. SINGLE-SIDED SWINGARM BAG – ANTIQUE BROWN LEATHER

## D. SINGLE-SIDED SWINGARM BAG – BLACK LEATHER

Constructed with heavy boot-grade leather, this rich black Swingarm Bag is the perfect complement to any paint color or customizing style. The flip-open lid is secured with quick-disconnect clips hidden behind the traditional leather straps and brushed nickel-finished buckles.

### 90201567

Fits '00-later Softail models (except FLSTC, FLSTNSE, FLSTSE, FXDRS, FXCW, and FXCWC). Does not fit models equipped with left-hand tool box, passenger footboards, chrome swingarm covers, saddlebags, or saddlebag guards.



D. SINGLE-SIDED SWINGARM BAG – BLACK LEATHER

## E. BLACK STANDARD LINE SWINGARM BAG

Made of ultra-durable leather-like synthetic featuring a debossed H-D #1 logo, the Black Standard Collection Bags have a simple, black on black style that complements many styling directions and budgets. An internal reinforcement system maintains the bag's shape over time. The "MOLLE-style" system of mounting loops accommodate hook and loop straps and allow for multiple mounting locations and orientations. The bags feature either matte black enamel buckles with hidden quick-detach snaps or a hook and loop flap closure. This Swingarm Bag features matte black buckles with hidden, quick-release buckles underneath. Straight and perpendicular mounting loops provide versatile and easy mounting. This bag is great for storing a small set of tools or additional layers of riding gear. Bag dimensions: 11" W x 11" H x 3.25" D. Internal capacity: 250Ci. Weight/Carrying Capacity: 5 lbs.

### 90201768

Fits '00-'17 Softail models (except FLSTC, FLSTNSE, FLSTSE, FXCW, and FXCWC models). Does not fit models equipped with rear axle covers, left-hand tool box, passenger footboards, chrome swingarm covers or saddlebag guards. FLSS and FLSTFBS models require removal of Original Equipment Rear Axle Covers.



E. BLACK STANDARD LINE SWINGARM BAG

NOTE: Some Harley-Davidson® saddlebags are made of leather. Fine leathers or other natural materials WILL gain "character," such as wrinkles or wear, with age. This is normal. A fine, aged patina and character wrinkles are a sign of the extremely high-quality materials used to construct your saddlebags. The appearance of scars or marks on the leather are a result of using natural leather panels and should not be thought of as an imperfection. Please use Harley-Davidson® Leather Protectant P/N 93600034 to protect your investment.

SOFTAIL



# 168 CRUISER

## Saddlebags & Luggage

### A. BLACK STANDARD LINE THROW-OVER SADDLEBAGS

Made of ultra-durable leather-like synthetic featuring a debossed H-D #1 logo, the Black Standard Collection Bags have a simple, black on black style that complements many styling directions and budgets. An internal reinforcement system maintains the bag's shape over time. The "MOLLE-style" system of mounting loops accommodate hook and loop straps and allow for multiple mounting locations and orientations. The bags feature matte black enamel buckles with hidden quick-detach buckles underneath. These Throw-Over Bags feature side gussets for increased capacity and straight and perpendicular mounting loops for easy mounting. Quick-release buckles get you in and out of the bag fast. These Throw-Over Bags can be used with or without a passenger pillion. If used with a passenger pillion, the straps should be mounted under the pillion and the crossover straps feature a soft, non-scratch backing. Installation requires purchase of Saddlebag Support rails and may require the purchase of a Turn Signal Relocation Kit. Large bag measures: 16.5" L x 11.5" H x 7" D. Internal capacity: 1,350CI. Weight capacity: 10 lbs/bag. Compact bag measures: 10" L x 11.5" H x 5.25" D. Internal capacity: 600CI. Weight capacity: 6 lbs/bag.

Fits '82-later XL (except XL1200T), '08-'17 Dyna® (except FLD), '84-'99 Softail®, and '18-later Softail models equipped with H-D® Saddlebag Supports. '18-later Softail models require purchase of Turn Signal Relocation Kit P/N 67800802 or 68700830.

**90201770** Large.  
**90201769** Compact.



A. BLACK STANDARD LINE THROW-OVER SADDLEBAGS – LARGE



A. BLACK STANDARD LINE THROW-OVER SADDLEBAGS – COMPACT

NOTE: Some Harley-Davidson® saddlebags are made of leather. Fine leathers or other natural materials WILL gain "character," such as wrinkles or wear, with age. This is normal. A fine, aged patina and character wrinkles are a sign of the extremely high-quality materials used to construct your saddlebags. The appearance of scars or marks on the leather are a result of using natural leather panels and should not be thought of as an imperfection. Please use Harley-Davidson® Leather Protectant P/N 93600034 to protect your investment.

# CRUISER 169

## Saddlebags & Luggage

### C. TOUR-PAK® LUGGAGE

Add cross-country luggage capacity to your ride with accessory Tour-Pak® Luggage. A cavernous interior will hold one full-face helmet or two half helmets. Kit includes backrest pad, interior rubber mat, hardware and instructions. Luggage Capacity: 2500 cubic inches. Dimensions: 18.5" W x 17.0" D x 13.0" H. Racks and docking kits sold separately. International models may require separate purchase of License Plate Relocation Kit P/N 60095-00A.

Fits '04-later XL (except XL883N, XL1200C, XL1200N and XL1200T) equipped with Solo Tour-Pak Rack, '00-'17 Softail® (except FLS, FLSS, FLSTNSE, FLSTSE, FXCW, FXCWC, FXS, FXSB, FXSBSE, FXSE, FXSTD and '09 FXSTSSE) equipped with H-D® Detachables™ Solo or Two-Up Tour-Pak Rack and '97-'13 Touring models equipped with H-D Detachables Two-Up or Solo Tour-Pak Racks.

**53209-09**  
Leather Heritage Softail Classic Styling.

**53690-06A**  
Smooth Vinyl.

### D. H-D® DETACHABLES™ TWO-UP TOUR-PAK LUGGAGE MOUNTING RACK

Designed to be installed and removed in less than 60 seconds, this Tour-Pak Rack makes the convenience and protection of a Leather Tour-Pak carrier an easy on/off proposition.

**53066-00D**  
Fits '00-'05 Softail models (except Deuce™), '06 FLST and FLSTF and '06-'17 FLSTC, FLSTN and FLSTSC models. Designed to accept Color-Matched Sport Tour-Pak or Leather Tour-Pak Luggage System. Requires separate purchase of appropriate Docking Hardware. Some models require the separate purchase of Directional Relocation Kit. Refer to Docking Hardware Chart for specific application. Some EU registration plates may interfere with Tour-Pak Rack. Models with rear fender tip trim can be adapted with the separate purchase of License Plate Relocation Kit P/N 60095-00A. Models equipped with H-D Detachables Saddlebag Kit P/N 88237-07 also require separate purchase of Docking Hardware Kit P/N 54245-10.

### E. H-D DETACHABLES SOLO TOUR-PAK LUGGAGE MOUNTING RACK

Install the Sport or Leather Tour-Pak carrier in a comfortable back-supporting position. The rack is designed to position the Tour-Pak Luggage for solo riding and is adjustable over a .75" range. Simply remove the Tour-Pak Luggage from the convenient detachable hardware, add a Passenger Pillion and the bike is ready for two-up riding. Tour-Pak, Passenger Backrest Pad and Docking Hardware sold separately.

**53559-04B**  
Fits '00-'05 Softail models (except FXSTD). Fits '06 FLST, FLSTF and '06-'17 FLSTC, FLSTN, FLSTSC models. Designed to accept Color-Matched Sport Tour-Pak or Leather Tour-Pak Luggage System. Requires separate purchase of appropriate Docking Hardware. Some models require separate purchase of Directional Relocation Kit. See matrix for specific application. Some EU registration plates may interfere with the Tour-Pak Rack. Models with rear fender tip trim can be adapted with the separate purchase of License Plate Relocation Kit P/N 60095-00A.



C. TOUR-PAK LUGGAGE – LEATHER HERITAGE SOFTAIL STYLE



C. TOUR-PAK LUGGAGE – SMOOTH VINYL



D. H-D DETACHABLES TWO-UP TOUR-PAK LUGGAGE MOUNTING RACK (SHOWN WITH HERITAGE SOFTAIL CLASSIC TOUR-PAK)



E. H-D DETACHABLES SOLO TOUR-PAK LUGGAGE MOUNTING RACK (SHOWN WITH HERITAGE SOFTAIL CLASSIC TOUR-PAK)




# 170 CRUISER

## Foot Controls

### A. BILLET STYLE HEEL/TOE SHIFT LEVER – EXTENDED REACH

Stretch out in style. Both the heel and toe sections of this Shift Lever are 1.0" longer than traditional levers, separating the distance between the heel/toe shift by 2.0" total. This added space provides a comfortable riding position for a tall rider and allows a rider with a large boot extra room to move. Styled to complement our billet style mirror stems, these Billet Style Shift Levers are forged, machined and polished for a beautiful, custom look. When combined with the available Extended Reach Brake Lever, long-limbed riders can straighten their legs and ride in comfort. Kit includes a front and rear lever and mounting hardware.

**33600001** Chrome.  
Fits '86-'17 FL Softail®, '88-later Touring and '08-later Trike models.



SHIFT LEVER COMPARE

### B. BILLET STYLE HEEL/TOE SHIFT LEVER – STANDARD LENGTH

Styled to complement our billet style mirror stems, these Billet Style Shift Levers are forged from 7075-T6 aluminum, then machined and polished for a beautiful, custom look. Available in your choice of mirror chrome, satin black powder coat or edge cut black anodized and machined aluminum finishes. Kit includes a front and rear lever and chrome hardware.

Fits '86-'17 FL Softail, '88-later Touring and '08-later Trike models.

**34535-00B** Chrome.

**34045-10** Edge Cut.

**34023-08** Satin Black.



B. BILLET STYLE HEEL/TOE SHIFT LEVER – STANDARD LENGTH, CHROME

### C. FOLDING HEEL SHIFTER

Give your left foot a little extra room. Folding Heel Shifter permits the rider to move the rear shift peg out of the way when on the open road, while retaining heel/toe shift functionality around town. Positive detent holds the peg in the selected position and can be adjusted while riding. Easy to install, the replacement rear lever is chrome-plated and shaped to match the Original Equipment toe shift lever. Lever accepts stock or accessory shifter peg.

**33876-07**  
Fits '86-'17 FL Softail, '88-'16 Touring and '08-'16 Trike models.



B. BILLET STYLE HEEL/TOE SHIFT LEVER – STANDARD LENGTH, SATIN BLACK

### D. HEEL/TOE SHIFTER SHAFT COVER

Conceal the splined end of the shifter shaft when you remove the heel shift lever. The easy-to-install chrome-plated aluminum billet cap is held in place with a flush Allen® screw for a clean look.

**35471-05**  
Fits '82-'17 FL Softail®, and '82-later Touring and Trike models equipped with heel/toe shift levers. Installation requires removal of heel shift lever.



D. HEEL/TOE SHIFTER SHAFT COVER

### E. HEEL/TOE SHIFTER SHAFT COVER WITH INSERT

Conceal the splined shifter shaft when you remove the heel shift lever. The kit includes a cover for the shaft end and an insert that conceals the casting and nylon spacer inboard of the shift lever. Manufactured from billet aluminum, these easy-to-install chrome-plated covers are held in place with flush Allen screws for a clean appearance.

**35495-06**  
Fits '00-'17 FL Softail models (except FLSTSE) equipped with heel/toe shift levers. Installation requires removal of heel shift lever.



A. BILLET STYLE HEEL/TOE SHIFT LEVER – EXTENDED REACH



B. BILLET STYLE HEEL/TOE SHIFT LEVER – STANDARD LENGTH, EDGE CUT




C. FOLDING HEEL SHIFTER



E. HEEL/TOE SHIFTER SHAFT COVER WITH INSERT



F. FORWARD CONTROL KIT FOR FL SOFTAIL MODELS



G. BILLET STYLE SHIFT LEVER – CHROME



G. BILLET STYLE SHIFT LEVER – SATIN BLACK



G. BILLET STYLE SHIFT LEVER – EDGE CUT



H. HALF-MOON RIDER FOOTBOARDS



I. RIDER FOOTBOARD HEEL GUARD

# CRUISER 171

## Foot Controls

### F. FORWARD CONTROL KIT FOR FL SOFTAIL® MODELS\*

This kit converts the standard FL Softail footboard controls to Original Equipment FX Softail forward controls. The resulting foot-forward riding position takes the long-limbed rider out of the upright flat-foot, knees-up stance and puts him or her in a relaxed laid-back posture. Kit includes left and right brackets, shift lever, brake lever and all necessary mounting hardware. Footpegs and brake pedal pad sold separately.

#### 33909-08A

Fits '07-'17 FLSTC, FLSTF (except FLS, FLSS, FLSTFB and FLSTFBS), FLSTN, FLSTSB and FLSTSC models. Requires separate purchase of appropriate footpeg kit. Compatible footpeg kits for FLSTC and FLSTF are P/N 50305-02, 50359-04, 50370-04, 50474-03, 50500-03, 50506-03, 50576-05, 50695-08 or 50935-07. FLSTN, FLSTSB and FLSTSC require separate purchase of stock FXCW footpegs with wear pegs (P/N 51327-08 Left Peg, 51323-08 Right Peg and 33130-07A Wear Peg (Qty 2)). Does not fit with Profile® Low Suspension.

#### Also available:

### EXTENDED REACH FORWARD CONTROL REAR BRAKE LINE (not shown)

Required for installation of Extended Reach Forward Control Kit P/N 49171-08 or 49223-08.

Fits '11-'15 FX Softail models equipped with Extended Reach Forward Control Kit P/N 49171-08 or 49223-08.

**41800004** With ABS Brakes.

**41800005** Without ABS Brakes.

### G. BILLET STYLE SHIFT LEVERS

Styled to complement our billet style mirror stems, these Billet Style Shift Levers are forged from 6061-T6 aluminum, then machined and polished for a beautiful, custom look. Includes chrome hardware. Shift pegs sold separately.

Fits '91-'17 Dyna® (except '14-'17 FXDL, FXDLS or models equipped with Further Forward Mid-Control Kit P/N 50500386) and '90-'17 FX Softail models.

**34539-00** Chrome.

**34043-10** Edge Cut.

**34016-08** Satin Black.

### H. HALF-MOON RIDER FOOTBOARDS

The traditional Harley-Davidson® rubber insert features a vibration-isolation design for a long, comfortable ride. Kit includes left and right footboard pans and matching rubber inserts.

Fits '86-'17 FL Softail models.

**51345-08** Polished Stainless Steel.

**51400-08** Gloss Black.

### I. RIDER FOOTBOARD HEEL GUARD

This Heel Guard mounts to the right-side rider footboard and protects your boot from contact with the hot exhaust shield. Kit includes chrome guard with cutaway Bar & Shield logo and all mounting hardware.

#### 50500225

Fits '12-'16 FLD, '86-'17 FL Softail, '86-later Touring and '09-later Trike models equipped with Traditional and Swept Wing footboards. Does not fit models equipped with Half-Moon, Tapered, Airflow, Defiance, Dominion™ or Burst footboards, Extended Reach Rider Footboards P/N 50409-04 or 54145-10, Rider Running Boards P/N 50500158 or Screamin' Eagle® Fat Exhaust Shield.



**\*WARNING:** Installation of this kit may affect cornering clearance. This could distract the rider, causing loss of control, resulting in death or serious injury.



# 172 CRUISER

## Foot Controls

### A. GEAR SHIFTER LINKAGE COVER

A simple and inexpensive way to detail your Softail® model. This easy-to-install chrome-plated cover conceal the stock shifter linkage for a brilliant finish. Kit includes all necessary mounting hardware.

**46302-01** Harley-Davidson Script.  
Fits '99-'17 Softail® models (except FLSTSE) with stock shifter linkage.



A. GEAR SHIFTER LINKAGE COVER – HARLEY-DAVIDSON SCRIPT

### B. CUSTOM GEAR SHIFT LINKAGE – ROUND GLOSS BLACK

Add the finishing touch to your blacked-out ride. This Gloss Black Shift Linkage is easy to install and includes a transmission lever cover and decorative acorn nuts and bolts for a complete custom look.

**33600259**  
Fits '86-later Softail (except '18-later FXBB, FXLR, FXLRS and '20-later FXST), Touring and Trike models. (Does not fit '97-'99 FLSTS or models equipped with Softail Extended Reach Forward Controls.)



B. CUSTOM GEAR SHIFT LINKAGE – ROUND GLOSS BLACK

### C. CUSTOM GEAR SHIFT LINKAGES

Kick your custom into gear with this collection of high-quality custom shift linkages. Available in a variety of designs to match your bike's style, these linkages feature aircraft-quality rod ends for easy adjustment and smooth operation. The easy-to-install linkage kit also includes a transmission lever cover for '86-'17 Softail and '86-'16 Touring and Trike models, and decorative acorn nuts and bolts for a complete custom look.

Fits '86-later Softail (except '18-later FXBB, FXLR, FXLRS and '20-later FXST), Touring and Trike models. (Does not fit '97-'99 FLSTS or models equipped with Softail Extended Reach Forward Controls.)

- |                     |                                 |
|---------------------|---------------------------------|
| <b>1. 34018-08</b>  | Slotted Black Anodized.         |
| <b>2. 34850-09</b>  | Skull.                          |
| <b>3. 33801-09</b>  | Harley-Davidson Script.         |
| <b>4. 33760-09</b>  | Slotted with Bar & Shield Logo. |
| <b>5. 33814-98A</b> | Round.                          |



C. CUSTOM GEAR SHIFT LINKAGES

# CRUISER 173

## Foot Controls

### D. PASSENGER FOOTPEG MOUNT KIT

A necessary addition when converting your solo seat model to a two-up passenger-carrying ride. Kit includes black mounting brackets and all necessary mounting hardware. Footpegs sold separately.

**50932-08**  
Fits '12-'17 FLS, FLSS and '08-'11 FLSTSB models.



D. PASSENGER FOOTPEG MOUNT KIT

### E. PASSENGER FOOTBOARD AND MOUNT KITS

Add passenger comfort and support. These complete kits include specially designed mounting stud/brackets for convenient bolt-on installation. Footboards fold up when not in use. Available in your choice of Original Equipment or mirror-chrome finish, these kits include footboard pans, rubber pads, mounting hardware and matching chrome or black footboard supports. NOTE: Passenger Footboard Kits cannot be used with Pivot Bolt Covers.

Fits '00-'17 Softail® models (except FLS, FLSS, FLSTF, FLSTFB, FLSTFBS, FLSTN, FLSTNSE, FLSTS, FLSTSB, FLSTSC, FLSTSE, FXS, FXSBSE, FXCW, FXCWC and FXSTD). '00-'15 FLSTC models require Saddlebag Bracket Relocation Kit P/N 90238-00.

**50602-00A** Black.  
**52715-04A** Chrome.

### F. PASSENGER FOOTBOARD SUPPORT KITS

Add the comfort and convenience of passenger footboards to your Softail motorcycle. These support kits are designed to allow installation of traditional D-shaped, Swept Wing, Tapered or Old-Style Passenger Footboards (sold separately) on Softail models. Kit includes left and right supports, footboard mount hinge pins and installation hardware.


Fits '00-'17 Softail models (except FLS, FLSS, FLSTF, FLSTFB, FLSTFBS, FLSTN, FLSTNSE, FLSTS, FLSTSB, FLSTSC, FLSTSE, FXS, FXSBSE, FXCW, FXCWC and FXSTD). '00-'15 FLSTC models require Saddlebag Bracket Relocation Kit P/N 90238-00.

**50459-06** Black.  
**50460-06** Chrome.

Fits '07-'17 FLSTF, FLSTFB, FLSTFBS, FXS and FXSTD models.  
**50399-07A** Black.




E. PASSENGER FOOTBOARD AND MOUNT KIT – BLACK



E. PASSENGER FOOTBOARD AND MOUNT KIT – CHROME



F. PASSENGER FOOTBOARD SUPPORT KIT – BLACK (50459-06 SHOWN)



F. PASSENGER FOOTBOARD SUPPORT KIT – CHROME (50460-06 SHOWN)



# 174 CRUISER

## Foot Controls

### A. MINI FOOTBOARD KITS

#### Fits rider position:

'02-'17 VRSC™ models with forward controls (except VRSCDX and VRSCF), '06-earlier XL, '07-'10 XL883, XL883C, XL883R, XL1200C and XL1200R, '07-'11 XL1200L, '91-'17 Dyna® (except FLD), and '84-'17 Softail® models with forward controls (except FXCW, FXCWC, FXS, FXSB, FXSBSE and FXSE).

#### Fits passenger position:

All models with H-D® male-mount passenger peg mounts (except '06-earlier VRSC, '03-earlier XL, '05-earlier Dyna and Softail models equipped with Shotgun exhaust). '84-'17 Softail models require separate purchase of Support Kit PN 50454-09. Does not fit passenger position on '18-later Softail models.

#### Fits highway peg position:

All models with frame-mount or engine guard-mount highway pegs (except Whiskers Adjustable Highway Bar P/N 50855-09 and 50865-09).

**50500139** Small 3" – Chrome.

**50500144** Small 3" – Gloss Black.

**50500109** Large 4" – Chrome.

**50500124** Large 4" – Gloss Black.

#### Also available:

#### PASSENGER FOOTBOARD SUPPORT KIT

Required for installation of Mini Footboards in the passenger position on many Softail motorcycles.

#### 50454-09

Required for installation of Mini Footboards P/N 50451-09, 50500109, 50500124, 50500139, 50500144 on '08-'17 Softail models. Does not fit FLS, FLSS, FLSTF, FLSTFB, FLSTFBS, FLSTN, FLSTSB, FXS, FXSBSE, FXSTD and Softail models with shotgun exhaust. FLSTC and FLSTS models require the separate purchase of Saddlebag Bracket Relocation Kit P/N 90238-00.



A. MINI FOOTBOARD KIT

### B. WHISKERS ADJUSTABLE HIGHWAY BAR\*

Fits '00-'17 Softail® models (except FXCW, FXCWC, FXS, FXSB, FXSBSE and FXSE) without ABS. Also fits '14-'15 FLSTNSE when Original Equipment engine guard is removed. Does not fit with Boom!™ Audio Cruiser Amp and Speaker Kit P/N 76262-08A, 76320-08A, 76321-09A, Heel Raiser Footpeg Kit P/N 50178-09 or Mini Footboard Kits P/N 50500109, 50500124, 50500139, 50500144 or 50451-09.

**50855-09** Chrome.

**50865-09** Gloss Black.



B. WHISKERS ADJUSTABLE HIGHWAY BAR – GLOSS BLACK

### C. REAR SADDLEBAG GUARDS – CHROME\*

Saddlebag guards provide a style borrowed from the past that makes a unique statement here and now. Includes mounting hardware and instructions.

#### 49261-00A

Fits '00-'17 FLST and FLSTC and '00-'05 FXST, FXSTB and FXSTS models. FLSTC models require Saddlebag Relocation Kit P/N 90238-00.

#### Also available:

**SADDLEBAG BRACKET RELOCATION KIT** (not shown) Required for installation of FLSTS Rear Saddlebag Guards P/N 49258-00A and FLSTC Rear Saddlebag Guard P/N 49261-00.

#### 90238-00

Fits '00-'17 FLSTC, FLSTS and FLSTSB models.




C. REAR SADDLEBAG GUARDS – CHROME (49261-00A SHOWN)

### D. ERGO JIFFY STAND

Kit replaces Original Equipment jiffy stand and includes stand bumper, bushing and all required mounting hardware.

#### 50000091

Fits '07-'17 Softail models (except FXSB, FXSBSE and FXSE). Stock on '15-'17 FLS, FLSS, FLSTFB, FLSTFBS, FLSTN and FLSTNSE models. Does not fit models equipped with Defiance footboards, Burst footboards or Rider Running Boards P/N 50500158.



B. WHISKERS ADJUSTABLE HIGHWAY BAR



D. ERGO JIFFY STAND



E. MUSTACHE ENGINE GUARD – CHROME




E. MUSTACHE ENGINE GUARD – GLOSS BLACK



F. ENGINE GUARD – CHROME



G. ENGINE GUARD – GLOSS BLACK



H. NOSTALGIC CURVED ENGINE GUARD – CHROME



I. SOFT LOWERS

# CRUISER 175

## Engine Guards

### E. MUSTACHE ENGINE GUARD\*

Combine classic shape and modern function for a unique twist on engine protection. The flow of this engine guard complements the bike's traditional style while the gracefully curved upper section incorporates highway pegs into the shape. The integrated rubber pads offer a comfortable and slip-resistant cushion for your feet while traveling the open road. One-piece engine guard kit includes all required mounting hardware.

Fits '00-'17 FL Softail® models.

**49140-05B** Chrome.

**49440-10** Gloss Black.

### F. ENGINE GUARD – CHROME\*

Protect your bike without sacrificing ground clearance or style. The one-piece engine guard is designed to complement the lines of the motorcycle and the bright chrome finish adds the perfect finishing touch.

#### 49004-00A

Fits '00-'17 FL Softail models.

#### 49200-07A

Fits '00-'17 FX Softail models (except models equipped with Extended Reach Forward Control Kit P/N 49171-04 or 49223-04). FXSE models require the removal of the stock Original Equipment Chin Spoiler.

#### 49004-90

Fits '86-'99 FL Softail models.

### G. ENGINE GUARD – GLOSS BLACK\*

A serious finish for serious riders. Before a black powder coat, these engine guards get an extra layer of protection from an E-Coat dip. So go on and install Engine Guard Mount Footpegs because this finish will go the distance.

#### 49023-02A

Fits '00-'17 FL Softail models.

### H. NOSTALGIC CURVED ENGINE GUARD – CHROME\*

The nostalgic curved shape adds classic style to functionality. Reminiscent of the vintage 1940s style, the one-piece chrome Engine Guard complements the lines of the classic style Softail Deluxe, Heritage Softail® Classic and FL Springer™ models.

#### 49037-05A

Fits '00-'17 FL Softail models. Compatible with Engine Footpeg Mount Kit P/N 49102-86T or 49144-86.

### I. SOFT LOWERS

Extend your riding season. Full-coverage Soft Lowers provide wind and mud protection for the rider's legs and boots and minimize cold updrafts as the weather changes. Covers are custom shaped to hug the engine guard to minimize flapping and they simply clip in place for speedy installation as the weather changes. Two-way zippered outer edge accommodates guard-mounted highway pegs in almost any position. Reflective piping provides added visibility and the rigid inner panel provides ample clearance around the foot controls.

#### 57100213

Fits '86-'17 FL Softail models equipped with Engine Guard P/N 49004-90 or 49004-00A. Does not fit Mustache or Nostalgic Engine Guards. Does not fit models with forward controls, Extended Reach Brake Lever or Extended Reach Shift Lever.



**\*WARNING:** Do not use highway pegs under normal stop and go operating conditions. Doing so could result in death or serious injury.



**\*WARNING:** Do not use highway pegs under normal stop and go operating conditions. Doing so could result in death or serious injury.



**\*WARNING:** Engine guards may provide limited leg and cosmetic vehicle protection under unique circumstances (fall over while stopped, very low speed slide). They are not made nor intended to provide protection from bodily injury in a collision with another vehicle or any other object.



# 176 CRUISER

Chassis Trim – Front End

## A. FRONT END KIT – CHROME

The front forks on a Harley-Davidson® motorcycle set the tone for the bike and can lead the way to a full-bore custom statement. So start customizing by adding chrome where it will have the most noticeable impact on the overall look of the bike, the front end. A perfect addition during the installation of Premium Ride or Profile® Low Front suspension components, this kit includes components necessary to completely chrome the front forks. Kit includes some or all of the following (Kit components vary depending on your model): Chrome Fork Sliders, Oil Seals, Chrome Fork Axle Retainer Nut Kit, Chrome Fork Slider Drain Screw Kit, Classic Chrome Front Axle Nut Cover Kit and Chrome Upper Fork Nut Covers. Chrome Front End Package price does not include labor or supplies.

### 45400006

Fits '12-'17 FLS, FLSS, FLSTF, FLSTFB and FLSTFBS, '09-'17 FLSTC and '07-'17 FLSTN models. Also fits '07-'08 FLSTC with separate purchase of front fork cover P/N 67830-09.

## B. LOWER FORK SLIDERS – CHROME

Competitively priced, these chrome-plated Lower Fork Sliders give your bike upfront style. To ensure proper fitment and function, these sliders are manufactured from Original Equipment components. Form follows function, with polished, chrome plating and a stamped Harley-Davidson logo for product identification. A perfect addition during the installation of Premium Ride or Profile Low Front suspension components, this kit includes right and left sliders and the bottom axle retainer. '07-later model kits also include chrome drain screws, axle retainer bolts and oil seals.

### 45500014

Fits '07-'17 FLS, FLSS, FLSTC and FLSTN and '08-'17 FLSTF, FLSTFB and FLSTFBS models.

### 46482-00

Fits '00-'06 FLST, FLSTC, FLSTF and FLSTN models.

### 45310-98

Fits '86-'99 FLSTC, FLSTF and FLSTN models.

### 46477-00

Fits '00-'05 FXDWG and '00-'06 FXST and FXSTB models.

### Also available:

#### FRONT FENDER HARDWARE KIT – CHROME

Finish the show-winning look with brilliant chrome hardware. Manufactured to Original Equipment specifications, this kit replaces the zinc-plated exposed front fender mounting bolts with chrome-plated socket head cap screws.

### 94415-05

Fits '93-'05 FXDWG and '91-'17 Softail® models (except Springer™, FXCW, FXCWC, FXSB, FXSBSE, FXSE and FXSTD). Does not fit with Billet Fork Slider Kit or Inverted Front End Kit.

## C. LOWER FORK SLIDERS – GLOSS BLACK

These gloss black coated sliders are the ultimate extension of your bike's "dark side" and make a perfect custom addition to your blacked-out FL Softail® model. Manufactured to Original Equipment specifications, the durable black coating is a great match to other H-D® black components. Add matching Gloss Black Upper Fork Slider Covers P/N 45591-02 for a complete look. A perfect addition during the installation of Premium Ride or Profile Low Front suspension components, this includes right and left sliders, bottom axle retainers, drain screws, axle retainer bolts and oil seals.

### 45500015

Fits '07-'17 FLS, FLSS, FLSTC, FLSTN and FLSTNSE, '08-'17 FLSTF, FLSTFB, FLSTFBS and '10-'12 FLSTSE models.



A. FRONT END KIT – CHROME (FAT BOY SHOWN)



B. LOWER FORK SLIDERS – CHROME



C. LOWER FORK SLIDERS – GLOSS BLACK



D. PROFILE LOW FRONT SUSPENSION – FL SOFTAIL



E. REAR LOWERING KIT



F. PROFILE LOW REAR SUSPENSION – CHROME



G. COMFORT FLEX REAR SHOCKS

# CRUISER 177

Suspension

## D. PROFILE® LOW FRONT SUSPENSION\*

Designed by Harley-Davidson to lower the front fork approximately 1.0" while preserving ride quality. The kit includes springs that are progressively wound for a compliant, yet controlled ride. Must only be installed on vehicles equipped with low-profile rear suspension.

### 54758-07

Fits '07-'17 FLS, FLSS, FLSTC and FLSTN, '08-'17 FLSTF, FLSTFB, FLSTFBS and '14-'17 FLSTNSE models. FLSTC, FLS (AUS/BRZ/APC), FLSTF and FLSTF Special (Europe/UK) models must also be equipped with Profile® Low Rear Suspension Kit P/N 54651-05, 54652-05 or 54001-04A.

## E. REAR LOWERING KIT\*

Provides low cost alternative to buying complete shocks. This kit is for the rider who simply wants to lower his or her bike inexpensively and have some ride height adjustability. Kit will lower seat height up to 1.0".

### 54001-04A

Fits '00-'17 Softail® models (except FLS, FLSS, FLSTFB, FLSTFBS, FLSTFSE, FLSTN, FLSTNSE, FLSTSB, FLSTSE, FXCW, FXCWC, FXS, FXSB, FXSBSE, FXSE, FXSTD and FXSTSSE). Also fits '12-'17 FLS models in AUS, BRZ and APC markets. Does not fit models equipped with Profile Lowering Kits P/N 54651-05, 54588-94 or 54652-05.

## F. PROFILE LOW REAR SUSPENSION\*

This suspension lowers the seat height approximately .75" while preserving ride quality. Spring and damping rates are tailored for Softail models to ensure a controlled ride. Shocks feature multi-staged damping to ensure optimal performance under varying conditions. Compatible with Profile Low Front Suspension.

### 54651-05 Chrome.

Fits '00-'17 FLSTC, FLSTB, FLSTF, FLSTS, FXST, FXSTB, FXSTC and FXSTS models. Also fits '10-'17 Fat Boy® Special model in UK, Europe, Brazil and select international markets that are factory-equipped with standard-height rear suspension.

## G. COMFORT FLEX REAR SHOCKS\*

For the rider willing to exchange the low-profile, slammed look for improved ride comfort. Standard-length shocks raise the seat height of a factory-lowered bike approximately 1.0" and deliver an improved ride through a longer stroke. Spring rates and damping are tailored to ensure a controlled ride and optimal performance under varying conditions.

### 54000041

Fits '05-'17 FLS, FLSS, FLSTFB, FLSTFBS, FLSTN, FLSTNSE, '05-'06 FLSTFSE, '08-'11 FLSTSB, '10-'12 FLSTSE, '07-'09 FXSTSSE, '03 FXSTDSE, '04 FXSTDSE and '07 FXSTD. Stock on '00-'17 FL and FX models equipped with standard height rear shocks. Cannot be used on models equipped with Profile Low Front Suspension Kits.



**\*WARNING:** The Profile Low Front Spring Kit cannot be used independently and must be used with the appropriate Profile Rear Shock Lowering Kit. Installation of any accessory suspension components may affect cornering clearance and jiffy stand operation. This could distract the rider, causing loss of control and death or serious injury.



**\*WARNING:** Installation of any accessory suspension components may affect cornering clearance and jiffy stand operation. This could distract the rider, causing loss of control and death or serious injury.



# 178 CRUISER

Chassis Trim

## A. PREMIUM TANK PANEL WITH POUCH

This leather tank panel features an over-sized pouch for convenient, at your fingertips storage. The heavy duty leather pouch will maintain its shape for miles to come while the bold chrome Bar & Shield medallion sits proudly on the flap for all to admire.

**91135-09**  
Fits '93-'08 FXDWG, '06 FXD35, '07-'17 FXDC and FXDF and '00-'17 Softail® models (except FLS, FLSS, FLSTNSE, FLSTSB, FLSTSE, FXCW, FXCWC, FXS, FXSB, FXSBSE, FXSE, FXSTD, FXSTSSE, '09-'17 FLSTC and '06 FLSTFSE). '93-'03 FXDWG models require the separate purchase of Clip P/N 10102 and O-Ring P/N 11174.

## B. LEATHER TANK PANEL WITH FAT BOY® CONCHO

Give your Softail model additional attitude with this leather tank panel featuring an authentic Fat Boy® concho.

**91134-01**  
Fits '93-'03 FXDWG and '00-'17 Softail models (except FLS, FLSS, FLSTNSE, FLSTSB, FLSTSE, FXCW, FXCWC, FXS, FXSB, FXSBSE, FXSE, FXSTD, FXSTSSE, '06 FLSTFSE and '09-'17 FLSTC).

## C. DASH PANEL EXTENSION – CHROME

Stretch the lines of your chrome dash panel the full length of the fuel tank. This chrome-plated trim kit continues the lines and finishes of your standard tank panel to the front of the seat, adding a custom touch without the expense of a custom tank.

**71283-01**  
Fits '00-'17 Softail models (except FLS, FLSS, FLSTNSE, FLSTSB, FLSTSE, FXCW, FXCWC, FXS, FXSB, FXSBSE, FXSE, FXST-Aus, FXSTD, FXSTSSE, '06 FLSTFSE and '09-'17 FLSTC models).

## D. UPPER FORK SLIDER COVERS – CHROME

Brilliant chrome accents for the upper fork legs. Perfect for finishing off that chromed front end look. When used with H-D® Genuine Motor Accessory Chrome Lower Fork Sliders, you've got a front end that's completely chromed and an appearance that's utterly impressive.

**45963-97**  
Fits '49-'84 FL, '86-'17 FLS, FLSS, FLST, FLSTC, FLSTF (except '07), FLSTFB, FLSTFBS and FLSTN and '80-'13 Touring and Trike models. Stock on FLSTNSE and FLSTSE models.

## E. UPPER FORK SLIDER COVERS – GLOSS BLACK

The classic Harley-Davidson® motorcycle color is black. It shows your attitude, your feelings and your desire to be different from the rest. These gloss black accessories are the ultimate extension of the Harley-Davidson philosophy. Manufactured from Original Equipment components, these parts provide superior fit and finish.

**45591-02**  
Fits '49-'84 FL, '86-'17 FLS, FLSS, FLST, FLSTC, FLSTF (except '07), FLSTFB, FLSTFBS, FLSTNSE and FLSTN, '10-'12 FLSTSE and '80-'13 Touring and Trike models.

## F. TEARDROP FRONT FORK ROCKER COVER KIT

Nostalgic chrome-plated styling that seems to be in constant motion. Easily installs on Heritage Springer™ models without removing wheel.

**43161-97**  
Fits '97-'03 FLSTS and '05-'07 FLSTSC models.

## G. ABS FRONT WHEEL SPACERS

It is all in the details. Complete your total front end with these wheel spacers in mirror chrome finish. Manufactured to the Original Equipment tolerances, they deliver the exact fitment and custom shine. Chrome is Original Equipment on FLSTNSE

**43300010** Chrome.  
Fits '11-'17 FLS, FLSS, FLSTF, FLSTC and FLSTN models with ABS brakes. FLSTC and FLSTN models require removal of Original Equipment hub cap.

## H. ABS HARNESS COVER – CHROME

Dress your ABS-equipped Softail model in style. Shaped to conceal the ABS wheel speed sensor harness, this bracket mounts to the brake caliper tabs on the lower fork sliders. The mirror chrome finish complements the Original Equipment satin polished sliders or serves as the final finishing touch to a complete chrome front end.

**32700002**  
Fits '11-'17 Softail® models (except FXCWC, FXSB and FXSBSE) equipped with ABS.



A. PREMIUM TANK PANEL WITH POUCH



B. LEATHER TANK PANEL WITH FAT BOY CONCHO



C. DASH PANEL EXTENSION – CHROME



D. UPPER FORK SLIDER COVERS – CHROME



E. UPPER FORK SLIDER COVERS – GLOSS BLACK



F. TEARDROP FRONT FORK ROCKER COVER KIT



G. ABS FRONT WHEEL SPACERS – CHROME



H. ABS HARNESS COVER – CHROME



I. FORK COVER KIT – CHROME



J. FORK COVER SIDE PANELS – CHROME



K. FORK COVER ACCENT STRIP KIT – CHROME



L. TIE-DOWN BRACKETS – CHROME



M. FORK COVER ACCENT STRIPS – GLOSS BLACK

# CRUISER 179

Chassis Trim – Front End

## I. FORK COVER KIT – CHROME

Replace your factory-original satin fork covers with these brilliant, triple chrome-plated versions for a custom mirror-like shine.

**67890-91C**  
Fits '86-'08 FLST, FLSTF and FLSTFB and '93-'17 FLSTN models. Does not fit FLSTC with Original Equipment light bar or models with Auxiliary Lighting Kit P/N 69287-07 or 68000026.

## J. FORK COVER SIDE PANELS – CHROME

Complete the chrome finish of the Softail® Deluxe model Fork Cover. These side panels replace the polished panels that wrap around the rear of the triple tree. Easy to install, this kit includes left and right side panels.

**66441-05**  
Fits '09-'17 FLS, FLSS and FLSTC, '07-'17 FLSTF, FLSTFB, FLSTFBS and '05-'17 FLSTN models. Stock on FLSTNSE.

## K. FORK COVER ACCENT STRIP KIT – CHROME

Sometimes the best ideas come from you, our fellow riders, like this chrome accent strip. This kit is designed to add the ultimate complement to the already popular Chrome Fork Cover Kit by accenting the sides with beautiful chrome-plated aluminum strips. Kit includes chrome hardware.

**67891-99**  
Fits '86-'11 FLSTF and FLSTFB and '93-'96 FLSTN models with Chrome Fork Cover Kit P/N 67890-91C or 66440-05. Stock on '12-'17 FLS, FLSTF and FLSTFB. Does not fit with passing lamps and windshields.

## L. TIE-DOWN BRACKETS – CHROME

Simplify the process of securing your bike to a trailer or bike lift. These stylish chrome Tie-Down Brackets mount cleanly to the front fork cover and offer a secure method to connect tie-down straps. Moving the tie-down point from the handlebar to the triple tree area reduces wear on the handlebar bushings and ensures a consistent easy-to-access mounting point. Just add Harley-Davidson® Ratchet Straps and Soft Hooks and you're ready to go.

**93500006**  
Fits '02-'17 FLS, FLSS, FLSTC, FLSTF, FLSTFB and FLSTFBS, '95-later FLHR and FLHRC, '95-'13 FLHT, FLHTC and FLHX, '10-'13 FLHTCU and FLHTK, '10-'12 FLHXSE and '10-'12 FLHTCUSE, FLS, FLSS, FLSTF, FLSTFB and FLSTFBS models without a windshield require separate purchase of Hardware Kit P/N 91800030.

## Shown with: TIE-DOWN BRACKET HARDWARE KIT

Kit includes 4 button-head bolts required for installation of Chrome Tie-Down Brackets P/N 93500006 on specified models.

**91800030**  
Required for installation of Chrome Tie-Down Bracket Kit P/N 93500006 on '00-'17 FLS, FLSS, FLSTF, FLSTFB and FLSTFBS models without windshields.

## M. FORK COVER ACCENT STRIPS – GLOSS BLACK

These strips are designed to add the ultimate complement to the Gloss Black Fork Cover Kit. Finished in matching rich black, these extruded aluminum pieces fill the gap between the front and rear covers that is created when the passing lamps are removed. Strips are sold individually and two are required for a complete installation.

**68055-10BHP**  
Fits '86-'17 FLS, FLSS, FLST, FLSTC, FLSTF, FLSTFB and FLSTFBS '93-'96 FLSTN models with Gloss Black Fork Cover Kit P/N 48608-09. (Does not fit with passing lamps or windshields.)

## Shown with: HEADLAMP SHELL – GLOSS BLACK

Add to the sinister look of your blacked-out Softail® motorcycle. Manufactured from Original Equipment components, this gloss black headlamp housing replaces the chrome headlamp shell for a custom look. Shell includes wiring harness and connector and accepts the Original Equipment headlamp, trim ring and mounting hardware.

**73294-10**  
Fits '86-'17 FLS, FLSS, FLST, FLSTC, FLSTF, FLSTFB and FLSTFBS and FLSTN models in domestic and right-hand drive markets.

SOFTAIL



# 180 CRUISER

Chassis Trim – Front End

## FRONT AXLE NUT COVERS

Cover the front axle in style. Available in your choice of styles, these custom Axle Nut Covers look great with Original Equipment satin-finish fork sliders or add the finishing touch to a complete chrome or blacked-out front end. Easy-to-install kits include all necessary mounting hardware. Sold in pairs.

Fits '02-'11 VRSC™ (except VRSCF and VRSCR), '15-'20 XG, '08-later XL, '08-'17 Dyna®, '07-later Softail® (except Springer™, FLSTNSE, FXCW, FXCWC, FXSB, FXSBSE, FXSE, FXST-Aus, and FXSTD) and '08-later Touring and Trike models. '18-later FLDE, FLFB, FLFBS, FLHC, FLHCS, FLSB, FLSL, FXBB, FXBBS, FXBR, FXBRS and FXLR models require separate purchase of Front Axle Adapter Kit P/N 43000090. '19-'20 FXDRS, '18-later FXFB and FXFBS and '20-later FXLRS and FXLRST models. require separate purchase of Front Axle Adapter Kit P/N 43000159.

## A. DOMINION™ COLLECTION

Express your bold, renegade attitude. The machined aluminum Dominion™ Collection Front Axle Nut Covers add style to the front of the bike and are the perfect complement to other Dominion Collection accessories.

**43000124** Gloss Black.

**43000123** Bronze.

## B. FRONT AXLE NUT COVERS

**1. 44117-07A** Chrome – Die-cast.

**44116-07A** Chrome – Billet.

**2. 43000026** Gloss Black – Die-cast.

**43428-09** Gloss Black – Billet.

**3. 43000177** H-D Motor Co. – Black.

**4. 44148-07A** H-D Motor Co. – Chrome.

**5. 44114-07** Aluminator.

**Also available:**

### Willie G Skull

Fits '02-'11 VRSC (except VRSCF and VRSCR), '15-later XG, '08-later XL (except '16-later XL1200X and XL1200XS), '08-'17 Dyna, '07-later Softail (except Springer, FLSTNSE, FXCW, FXCWC, FXSB, FXSBSE, FXSE, FXST-Aus, and FXSTD) and '08-later Touring and Trike models. '18-later FLDE, FLFB, FLFBS, FLHC, FLHCS, FLSB, FLSL, FXBB, FXBR, FXBRS, FXLR and FXST models require separate purchase of Front Axle Adapter Kit P/N 43000090. '22-later FXLRST, '20-later FXLRS, '19-later FXDRS and '18-later FXFB and FXFBS models require separate purchase of Front Axle Adapter Kit P/N 43000159.

**6. 43000096** Black.

**7. 43163-08A** Chrome.

### Brass Collection

#### 8. 43000046

Fits '02-'11 VRSC (except VRSCF and VRSCR), '15-later XG, '08-later XL (except '16-later XL1200X and XL1200XS), '08-'17 Dyna, '07-later Softail (except Springer, FLSTNSE, FLSB, FXCW, FXCWC, FXDRS, FXFB, FXFBS, FXLRS, FXSB, FXSBSE, FXSE, FXST-Aus, and FXSTD) and '08-later Touring and Trike models. '18-later FLDE, FLFB, FLFBS, FLHC, FLHCS, FLSL, FXBB, FXBR, FXBRS, FXLR and FXST models require separate purchase of Front Axle Adapter Kit P/N 43000090. '22-later FXLRST, '20-later FXLRS, '19-later FXDRS and '18-later FLSB, FXFB and FXFBS models require separate purchase of Front Axle Adapter Kit P/N 43000159.

**Also available:** (not shown)

## FRONT AXLE NUT COVERS

Fits '88-'07 XL, '91-'03 FXD, FXDX, FXDXT, FXDL, FXDSCONV, '93-'05 FXDWG, '88-'07 FXR, '87-later FLXR, FXRS-SP and FXWG, '84-'06 Softail (except Springer and FXSTD) and '80-'99 Touring models.

**43899-86A** Chrome – Die-cast.



A. DOMINION FRONT AXLE NUT COVERS – GLOSS BLACK



A. DOMINION FRONT AXLE NUT COVERS – BRONZE



B. FRONT AXLE NUT COVERS



C. DOMINION FORK NUT COVERS – GLOSS BLACK



D. DEFIANCE COLLECTION UPPER FORK STEM COVERS – CHROME



D. DEFIANCE COLLECTION UPPER FORK STEM COVERS – GLOSS BLACK



D. DEFIANCE COLLECTION UPPER FORK STEM COVERS – BLACK MACHINE CUT



E. UPPER FORK NUT COVERS – CHROME

# CRUISER 181

Chassis Trim – Front End

## C. DOMINION™ COLLECTION FORK NUT COVERS

Top it off with style. These easy-to-install Fork Stem Covers top of the triple tree for a cohesive look. A perfect complement to other Dominion™ Collection Accessories, these Fork Nut Covers provide the finishing touch to your bike's front end. Sold in pairs.

Fits '06-'17 Dyna® models (except FXDB and FXDSE) and '18-later Softail® models (except FXDRS, FXFB, FXFBS, FXLRS, FXLRST and FLSB). Also fits '88-'13 XL (except XL1200CX, XL1200X, XL883N) '95-'05 FXD, '93-'05 FXDL, '16-later FXDLS, '94-'05 FXDS-CONV, '90-'17 FLS, FLSS, FLSTF, FLSTFB, FLSTFBS and FLSTN, and '86-'17 FLSTC models.

**45800117** Gloss Black.

## D. DEFIANCE COLLECTION UPPER FORK STEM COVERS

Top it off with style. These easy-to-install Fork Stem Covers continue the Defiance Collection to the top of the triple tree for a cohesive look. The deep radial grooves define the style of the Defiance Collection, and the choice of chrome, black or machine cut finishes complement your bike's polished, chrome or blacked-out front end components. Sold in pairs.

Fits '06-'17 Dyna models and '18-later Softail models (except FXDRS, FXFB, FXFBS, FXLRS, FXLRST and FLSB). Also Fits '88-'13 XL (except XL1200CX, XL1200X, XL883N) '95-'05 FXD, '93-'05 FXDL, '16-later FXDLS, '94-'05 FXDS-CONV and '90-'17 FLS, FLSS, FLSTF, FLSTFB, FLSTFBS and FLSTN and '86-'17 FLSTC models.

**45500514** Chrome.

**45500515** Gloss Black.

**45500516** Black Machine Cut.

## E. UPPER FORK NUT COVERS – CHROME

Highlighted with a unique Bar & Shield logo, these polished triple chrome-plated covers add an additional clean looking appearance to your upper fork. Kit comes complete with three covers, mounting hardware and wrench for easy, on-the-spot installation.

### 46129-98B

Fits '06-'17 Dyna models (except FLD, FXDB and FXDSE), '88-'13 XL (except XL883C, XL1200C and XL1200S), '95-'05 FXD, '93-'05 FXDL, '16-'17 FXDLS, '94-'05 FXDS-CONV and '90-'17 FLS, FLSS, FLSTF, FLSTFB, FLSTFBS and FLSTN and '86-'17 FLSTC models.

SOFTAIL



# 182 CRUISER

Chassis Trim – Brakes

## A. BRAKE BLEEDER AND BANJO BOLT COVERS

### 1. Brake Bleeder Screw Cover

This cover adds chrome to the unfinished bleeder valve on all stock H-D® calipers. Package of two.

**43834-98**

Fits '84-later stock calipers (except XG and XR models).

### 2. Chrome Banjo Bolt Cover

Die-cast chrome cover provides a custom look to your stock banjo bolts. Fits banjo bolts on front and rear brake master cylinders and front and rear calipers. Installs in seconds.

**32715-98**

Fits '84-later models with stock master cylinders and calipers. (Does not fit VRSC™ Rear Master Cylinder, '06-'17 VRSC calipers, '15-later XG, '04-later XL, or '08-later Dyna®, Softail®, Touring and Trike models.)



A. BRAKE BLEEDER AND BANJO BOLT COVERS

## B. FORK AXLE RETAINER NUT KIT – CHROME

It's the details that count. Complete the chrome transformation by adding this finishing touch to your chrome fork sliders. This Axle Retainer Nut Kit includes the stylish chrome-plated nuts and chrome lockwashers necessary to replace the stock hardware.

**45813-03**

Fits '91-'05 FXDWG, '86-'07 FLST, FLSTC, FLSTF and FLSTN, '91-'07 FXST and FXSTB, and '84-'13 Touring and Trike models.



B. FORK AXLE RETAINER NUT KIT – CHROME

C. FORK SLIDER DRAIN SCREW KIT – CHROME

## C. FORK SLIDER DRAIN SCREW KIT – CHROME

It's the details that count. Complete the chrome transformation by adding this finishing touch to your chrome fork sliders. This Fork Slider Drain Screw Kit includes two chrome-plated drain screws and the seals required to replace the stock hardware.

**45848-03**

Fits '93-'05 FXDWG, '87-'17 Softail (except Springer™, FXCW, FXCWC, FXSB, FXSBE, FXSE and FXSTD) and '87-'13 Touring and Trike models.

## D. CUSTOM CALIPER BOLT COVER KIT

Cover your 12-point caliper bolts in chrome. These easy-to-install chrome covers are held firmly in place with a steel spring clip and are styled to match the Chrome Rocker Box Bolt and Headbolt Covers.

**40955-05** Four Large and Two Small Covers.

Fits '00-later front brake calipers (except Springer models, '06-later VRSC, '04-later XL, '15-later XG, '16-'17 FXDLS, '18-later Softail, '08-later Touring and Trike and models equipped with caliper covers). Also fits rear calipers on '06-'17 Softail models (except FXCW, FXSE).

**40959-05** Three Large and Two Small Covers.

Fits '00-later rear brake calipers (except Springer, '06-later VRSC, '04-later XL, '15-later XG, '16-'17 FXDLS, '18-later Softail, '08-later Touring and Trike and models equipped with caliper covers). Also fits rear calipers on '06-'17 Softail models (except FXCW, FXSE).



D. CUSTOM CALIPER BOLT COVER KIT (40955-05 SHOWN)

## E. BRAKE CALIPER INSERTS

Easy-to-install inserts add a finishing touch to the front and rear brake calipers. Select a style that follows your custom direction. Self-adhesive backing.

Fits '00-later front and rear brake calipers on all models (except Springer front, '06-later VRSC, '15-later XG, '04-later XL, '18-later Softail rear caliper, and '08-later Touring and Trike).

**44477-99** Classic Chrome.

**44476-99** Harley-Davidson Script.



E. BRAKE CALIPER INSERT – CLASSIC CHROME



E. BRAKE CALIPER INSERT – HARLEY-DAVIDSON SCRIPT

# CRUISER 183

Chassis Trim – Brakes

## F. BRAKE CALIPER KIT – RED

Dress your bike in the latest high-performance look. Brilliant red calipers make a powerful visual statement and set your bike apart from the ordinary. Manufactured from Original Equipment components for proven performance, these calipers will add a stylish touch to the stock bike or add the perfect finish to a complete custom equipped with chrome or blacked-out wheels, rotors and fork sliders.

**41300152** Front – Single Disc.

Fits '15-later Softail® models (except FXLRS, FXDRS, FXFB, FXFBS, FXSE). Kit includes brake pads.

## G. BRAKE CALIPER KIT – CHROME

Add the shine of chrome to your front end with this highly polished Chrome Front Brake Caliper Kit. Manufactured from Original Equipment components for proven performance, these calipers are a great addition to the stock front end or add the finishing touch to a complete custom with chrome wheels, rotors and chrome fork sliders.

**41300148** Front – Single Disc.

Fits '15-later Softail models (except FXDRS, FXFB, FXFBS, FXSE). Kit includes brake pads.

**44395-08** Front – Single Disc.

Fits '08-'17 Dyna® (except FXDF, FXDLS and '14-'17 FXDL) and '08-'14 Softail models (except Springer) equipped with single disc front brakes. Brake pads sold separately.

**44395-00A** Front – Single Disc.

Fits '00-'03 XL, '00-'07 Dyna and '00-'07 Softail models (except Springer™) equipped with single disc front brakes. Brake pads sold separately.

**42047-08** Rear.

Fits '08-'17 Dyna and Softail models. Brake pads sold separately.

**Shown with:**

### REAR CALIPER BRACKET – CHROME

Complete a chrome rear brake conversion. This Rear Caliper Bracket sets your ride apart from the others by replacing the painted black mount with brilliant chrome. Manufactured from the Original Equipment components for exact fit, this mount will bolt to the existing mounting location.

**42048-08** Fits '08-'17 Softail models.



F. FRONT BRAKE CALIPER KIT – RED (41300152 SHOWN)



G. FRONT BRAKE CALIPER KIT – CHROME (41300148 SHOWN WITH CLASSIC CHROME CALIPER INSERT)



G. FRONT BRAKE CALIPER KIT – CHROME (44395-08 SHOWN WITH CLASSIC CHROME CALIPER INSERT)



G. FRONT BRAKE CALIPER KIT – CHROME (41300148 SHOWN)



G. FRONT BRAKE CALIPER KIT – CHROME (44395-08 SHOWN)



G. REAR BRAKE CALIPER KIT – CHROME (SHOWN WITH CHROME REAR CALIPER BRACKET)

SOFTAIL



# 184 CRUISER

Chassis Trim – Rear End

## A. CONTOURED FRAME INSERTS

These Contoured Frame Inserts are shaped to fill the frame recesses that surround the swingarm pivot bolt. Adhesive backed for easy installation.

**48211-08** Chrome.  
Fits '08-'17 Softail® models (except FXCW, FXCWC, FXSB and FXSBSE).

**48212-08** Chrome.  
Fits '08-'17 FXCW, FXCWC, FXSB and FXSBSE and '16-later FXSE models.

## B. SOFTAIL® FRAME TRIM SET

These easy-to-install chrome-plated trim plates fit into the recesses at the rear of the Softail frame and add a bright finishing touch. To complete the look, add a set of chrome Swingarm Pivot Bolt Covers (sold separately).

**47300-88T**  
Fits '84-'17 Softail models (except '00-'17 FLSTF, FLSTFB, FLSTFBS, FLSTN, FLSTSB and FXSTD models equipped with shotgun exhaust).

## C. SOFTAIL FRAME INSERT AND PIVOT BOLT KIT

Chrome rear frame inserts get you going on the road toward the perfect Softail. Kit includes Swingarm Pivot Bolt Covers and Frame Inserts. Easy installation kit.

**48452-00**  
Fits '00-'07 FLSTF, FLSTN and FXSTD models. Does not fit FXSTDSE.

## D. SWINGARM PIVOT BOLT COVERS

Cover your swingarm pivot bolt with distinctive styling. Available in your choice of mirror chrome or gloss black finish, this kit includes set screws and Allen® wrench for easy installation (sold in pairs).

Fits '08-'17 Softail® models (except FXCW, FXCWC, FXSB, FXSBSE, FXSE and FXST-Aus) and models equipped with Passenger Footboard Kits.

**47660-09** Chrome – Die-cast.

**47612-08** Chrome – Billet.

**47649-09** Gloss Black – Billet.

Fits '00-'07 Softail models (except FLSTF, FXSTD and models with Passenger Footboard Kit).

**43462-00** Chrome – Die-cast.

Fits '84-'99 Softail models (except FLSTS).

**43897-86B** Chrome – Die-cast.

## E. SWINGARM PIVOT BOLT COVERS – WILLIE G SKULL COLLECTION

The menacing raised skull with black-filled eyes leaps from a field of chrome. The surrounding Harley-Davidson Motorcycles script is the perfect finishing touch. This easy-to-install kit includes left and right pivot bolt covers and necessary mounting hardware.

**47663-09**  
Fits '08-'17 Softail models (except FXCW, FXCWC, FXSB, FXSBSE, FXSE and FXST-Aus).

**43235-08**  
Fits '00-'07 Softail models (except FLSTF, FXSTD and models with Passenger Footboard Kit).

## F. SWINGARM PIVOT BOLT COVERS – HARLEY-DAVIDSON MOTOR CO. LOGO

Die-cast, chrome-plated with black Harley-Davidson Motor Co. logo. Includes set screws and Allen wrench for easy installation (sold in pairs).

**47630-09**  
Fits '08-'17 Softail models (except FXCW, FXCWC, FXSB, FXSBSE, FXSE and FXST-Aus).

## G. SWINGARM PIVOT BOLT COVERS – BRASS COLLECTION

Manufactured from solid brass, these heritage-finished covers feature a natural antique finish that will age and patina when exposed to the elements. Kit includes mounting hardware.

**61400346**  
Fits '08-'17 Softail models (except FXCW, FXCWC, FXSB, FXSBSE, FXSE and FXST-Aus. and models equipped with Passenger Footboard Kits).



A. CONTOURED FRAME INSERTS



B. SOFTAIL FRAME TRIM SET



C. SOFTAIL FRAME INSERT AND PIVOT BOLT KIT



D. SWINGARM PIVOT BOLT COVERS – CHROME



D. SWINGARM PIVOT BOLT COVERS – GLOSS BLACK



E. SWINGARM PIVOT BOLT COVERS – WILLIE G SKULL COLLECTION



F. SWINGARM PIVOT BOLT COVERS – HARLEY-DAVIDSON MOTOR CO. LOGO



G. SWINGARM PIVOT BOLT COVERS – BRASS COLLECTION



H. UPPER BELT GUARD – CHROME



I. SHOR'TEE UPPER BELT GUARD – GLOSS BLACK



J. LOWER BELT GUARD – CHROME  
(60654-07A SHOWN)



J. LOWER BELT GUARD – GLOSS BLACK  
(57100179 SHOWN)

# CRUISER 185

Chassis Trim – Rear End

## H. UPPER BELT GUARD – CHROME

Hand-polished and chrome-plated to replace your factory-equipped painted upper belt guard.

**60867-08**  
Fits '07-'17 FLS, FLSS, FLSTFB, FLSTFBS, FLSTSB, FLSTSC, FXCW, FXS, FXSB, FXSE, FXST and FXSTB models. Stock on many '07-'17 Softail® models.

## I. SHOR'TEE UPPER BELT GUARD – GLOSS BLACK

Give your Softail motorcycle a unique stylish look. Designed as a direct replacement for the Original Equipment upper belt guard, this slotted steel guard adds a minimalistic "bobbed" look to the bike's profile. With its cut-down length and turned-up tail, this Upper Belt Guard is the ultimate extension of your bike's personality. Kit includes all required mounting hardware.

**60300004**  
Fits '08-'17 Softail models.

## J. LOWER BELT GUARD

This handsome formed steel guard replaces the Original Equipment plastic debris deflector, providing a rich smooth surface that complements the swingarm and frame. Available in chrome or gloss black finish, this complete kit includes all required mounting hardware.

Fits '07-'17 FLS, FLSS, FLSTC, FLSTN, FLSTNSE, FXS, FXSB, FXSBSE, FXSE and FXSTD models.

**60654-07A** Chrome.

**57100179** Gloss Black.

Fits '07-'17 FLSTF, FLSTFB, FLSTFBS, FLSTSB, FXST, FXSTB and FXSTC, '14-'15 FLSTNSE, '10-'12 FLSTSE, '16-'17 FXSE and '07-'08 FXSTSSE. Chrome version stock on '14-'15 FLSTNSE, '10-'12 FLSTSE and '07-'08 FXSTSSE models.

**60655-07A** Chrome.

Fits '00-'06 Softail models (except '06 FXST, FXSTB and FXSTS).

**60316-00A** Chrome with H-D Script Logo.



# 186 CRUISER

Chassis Trim – Rear End

## REAR AXLE NUT COVERS

Cover your rear axle nut in the most traditional way. These Rear Axle Cover Kits complement the matching Front Axle Nut covers. Easy to install, these cover kits include necessary mounting hardware. Sold in pairs.

### A. REAR AXLE NUT COVERS

Fits '08-'17 Dyna® and '08-later Softail® models (except FXCW, FXCWC, FXSB, FXSBSE, FXSE, FXST-Aus, and '18-later FLFB, FLFBS, FLSB, FXBR, FXBRS and FXDRS).

**41705-09** Chrome – Die-cast.

**43422-09** Gloss Black – Billet.

Fits '00-'07 Softail models (except FLSTS and FLSTSC). (Will not fit with saddlebags.)

**44256-01** Chrome – Die-cast.

Fits '09-'11 FXCW and FXCWC, '13-'17 FXSB and FXSBSE, and '16-'17 FXSE models.

**43000051** Chrome – Billet.

**43000052** Gloss Black – Billet.



**A. REAR AXLE NUT COVERS – CHROME (44256-01 SHOWN)**



**A. REAR AXLE NUT COVERS – GLOSS BLACK (43422-09 SHOWN)**



**A. REAR AXLE NUT COVERS – GLOSS BLACK (43000052 SHOWN)**



**B. REAR AXLE NUT COVERS – SATIN CHROME**



**C. REAR AXLE NUT COVERS – BRASS COLLECTION**



**D. REAR AXLE NUT COVERS – WILLIE G SKULL**



**E. REAR AXLE NUT COVERS – H-D MOTOR CO. LOGO, CHROME**



**F. REAR AXLE NUT COVERS – H-D MOTOR CO. LOGO, GLOSS BLACK**

### B. REAR AXLE NUT COVERS – SATIN CHROME

Cover your rear axle nut in the most traditional way. Finished in rich satin chrome, these easy-to-install rear axle covers are a subtle addition to blacked-out finishes. Kit includes necessary mounting hardware. Sold in pairs.

**43000110**

Fits '08-'17 Dyna and '08-later Softail models (except FXCW, FXCWC, FXSB, FXSBSE, FXSE, FXST-Aus and '18-later FLFB, FLFBS, FLSB, FXBR, FXBRS and FXDRS).

### C. REAR AXLE NUT COVERS – BRASS COLLECTION

Cover your rear axle nut in the most traditional way. Artistically manufactured from solid brass, these components feature a natural antique finish that will age and patina when exposed to the elements. Brass Collection Rear Axle Nut Covers complement the matching Front Axle Nut covers. Easy-to-install kits include all necessary mounting hardware. Sold in pairs.

**43000050**

Fits '08-'17 Dyna and '08-later Softail models (except FXCW, FXCWC, FXSB, FXSBSE, FXST-Aus and '18-later FLFB, FLFBS, FLSB, FXBR, FXBRS and FXDRS).

### D. REAR AXLE NUT COVERS – WILLIE G SKULL

**41706-09A**

Fits '08-'17 Dyna and '08-later Softail models (except FXCW, FXCWC, FXSB, FXSBSE, FXSE, FXST-Aus, and '18-later FLFB, FLFBS, FLSB, FXBR, FXBRS and FXDRS).

**43221-08**

Fits '00-'07 later Softail models.

### E. REAR AXLE NUT COVERS – H-D MOTOR CO. LOGO, CHROME

**41704-09**

Fits '08-'17 Dyna and '08-later Softail models (except FXCW, FXCWC, FXSB, FXSBSE, FXSE, FXST-Aus, and '18-later FLFB, FLFBS, FLSB, FXBR, FXBRS and FXDRS).

### F. REAR AXLE NUT COVERS – H-D MOTOR CO. LOGO, GLOSS BLACK

Cover the axle in style. Drenched in gloss black and trimmed with deep cut, silver-filled Harley-Davidson Motor Co. lettering, these Axle Nut Covers are an aggressive twist on a classic style. The covers look great with Original Equipment satin-finish fork sliders or are the perfect finishing touch to complete a blacked-out front or rear end. These easy-to-install kits include all necessary mounting hardware. Sold in pairs.

**43000178**

Fits '08-'17 Dyna and '08-later Softail models (except FXCW, FXCWC, FXSB, FXSBSE, FXSE, FXST-Aus, and '18-later FLFB, FLFBS, FLSB, FXBR, FXBRS and FXDRS).



**G. DOMINION REAR AXLE NUT COVERS – GLOSS BLACK**



**H. BAR & SHIELD REAR AXLE COVERS (42069-08 SHOWN)**



**H. BAR & SHIELD REAR AXLE COVERS (44345-09 SHOWN)**



**I. REAR AXLE COVERS – CHROME**



**J. REAR AXLE ADJUSTER HARDWARE – CHROME**

# CRUISER 187

Chassis Trim – Rear End

## G. DOMINION™ COLLECTION REAR AXLE NUT COVERS

Express your bold, renegade attitude. The machined aluminum Dominion™ Collection Rear Axle Nut Covers add style to the front of the bike and are the perfect complement to other Dominion Collection accessories.

**43000129** Gloss Black.

Fits '08-'17 Dyna® and '08-later Softail® models (except FXCW, FXCWC, FXSB, FXSBSE, FXSE, FXST-AUS and '18-later FLFB, FLFBS, FLSB, FXBR, FXBRS and FXDRS).

## H. BAR & SHIELD REAR AXLE COVERS

Add a sweep of chrome to the rear of the swingarm. This mirror-finished cover hides the axle head and the rear of the swingarm (sold in pairs).

**42069-08**

Fits '08-'17 Softail models (except FLSTF, FLSTFB, FLSTFBS, FXCW, FXCWC, FXSB, FXSBSE and FXSE). Will not fit with saddlebags.

**44345-09**

Fits '08-'11 FXCW and FXCWC models. Will not fit with saddlebags.

## I. REAR AXLE COVERS – CHROME

Traditional wedge-shaped rear axle covers follow the triangular lines of the Softail swingarm and conceal the swingarm tail for a clean, custom look. This kit includes left and right covers, complementing trim discs and all required mounting hardware.

**47596-91B**

Fits '87-'07 Softail models (except FLSTS). Will not fit with saddlebags.

## J. REAR AXLE ADJUSTER HARDWARE – CHROME

Highly polished and chrome-plated hex-head bolts replace the standard hardware for a custom look. Manufactured to Original Equipment specifications to ensure fit and performance, this kit is the perfect addition to a chrome or painted swingarm.

**41202-08** Fits '08-'17 Softail models.

SOFTAIL



# 188 CRUISER

Chassis Trim

## A. BAR & SHIELD LOGO COIL COVER

Featuring a radical open-face design with a Bar & Shield logo silhouette, this chrome coil cover matches chrome Voltage Regulator Covers P/N 74597-01, for an integrated custom look. Includes all mounting hardware.

**74616-04**

Fits '04-'17 EFI Dyna® and '01-'17 EFI equipped Softail® models (except FXCW, FXCWC, FXS, FXSB, FXSBSE, FXSE, and FXST-Aus).

## B. VOLTAGE REGULATOR – CHROME

Original Equipment voltage regulators with a sparkling triple-plated chrome finish. Hand-buffed, then copper-, nickel- and chrome-plated, these brilliant chrome-plated regulators are the perfect highlight for any Harley-Davidson® motorcycle.

**74567-11** Fits '11-'17 Softail models.

**74610-08** Fits '08-'10 Softail models.

## C. VOLTAGE REGULATOR COVER – CHROME

With a look that creates its own electricity, this chrome-plated cover features an embossed Bar & Shield logo and an open-center grill that allows air to flow right through for regulator cooling. Designed for easy installation. Chrome mounting hardware included.

**74597-01**

Fits '01-'17 Softail models (except FXSE). Will fit models equipped with Bullet Front Spoiler P/N 57039-XX. Will not fit with other Softail front spoilers.

## D. PREMIUM OIL COOLER KITS


This oil cooler was designed specifically for Harley-Davidson to out-perform all other coolers in the industry. The cooler features a unique Turbulator system that evenly distributes oil across the cooling chambers. The air fins are designed to efficiently dissipate heat. The oil cooler has been designed to simplify installation and enhance performance. The large heat exchanger provides excellent cooling efficiency. The kit features a one-piece adapter plate with integrated thermostat that allows oil lines to connect to the oil filter bracket. Thermostat activates at 185°F (85°C). Kit comes complete with mounting hardware and precut oil lines.

**26157-07A** Center Mount.

Fits '13-'17 FXSBSE and '00-'17 Softail models (except FXSB) without ABS. Does not fit '11 FXCWC, '08-'10 FXCW and FXCWC models require separate purchase of Horn Relocation Kit for Oil Cooler P/N 69015-08. Does not fit with Softail Front Spoiler Kits, or DEFINITIVE5 Filtration System Kits. Fits with all H-D® Engine Guards. Includes Chrome Oil Cooler Cover.

**26157-11A** Side Mount.

Fits '11-'17 Softail models. Fits with all H-D Engine Guards. Kit includes Gloss Black Oil Cooler Cover.



A. BAR & SHIELD LOGO COIL COVER



B. VOLTAGE REGULATOR – CHROME



C. VOLTAGE REGULATOR COVER – CHROME



D. PREMIUM OIL COOLER KIT – '00-'17 SOFTAIL WITHOUT ABS CENTER MOUNT



D. PREMIUM OIL COOLER KIT – '11-'17 SOFTAIL WITH ABS SIDE MOUNT



E. FRONT FENDER TRIM



F. BAR & SHIELD LOGO FRONT FENDER SPEAR (LARGE SHOWN)



F. BAR & SHIELD LOGO FRONT FENDER SPEAR (SMALL SHOWN)



G. CONCHO FENDER SKIRT



H. WILLIE G SKULL FENDER SKIRT



I. BAR & SHIELD FENDER SKIRT



J. FRONT FENDER EXTENSION – CHROME

# CRUISER 189

Chassis Trim – Fenders

## E. FRONT FENDER TRIM

Add a sweeping dash of chrome to the front fender. Chrome-plated tapered spear features a stepped design that accentuates the flowing fender lines. Self-adhesive backing simplifies installation.

**14100618**

Fits '12-'16 FLD, '86-'17 FL Softail (except FLSTSB), '18-later Softail FLDE, FLHC and FLHCS, '84-later Touring and Trike models.

## F. BAR & SHIELD LOGO FRONT FENDER SPEAR

This chrome-plated trim spear adds a sweeping dash of chrome to the front fender. Featuring a raised Bar & Shield logo set against a textured black field, this self-adhesive medallion is easy to install.

**91195-04** Large.

Fits '12-'16 FLD, '86-'17 FL Softail (except FLSTSB), '18-later Softail FLDE, FLHC and FLHCS, '84-later Touring and Trike models.

**91194-04** Small.

Fits XL, XR, Dyna® (except FLD), FX Softail (except FXFB) and '18-later FLSTL models.

## G. CONCHO FENDER SKIRT

This decorative fender skirt features conchos inspired by the Heritage Softail® Classic model.

**59147-96**

Fits '06 FLST, '86-'08 FLSTC, '93-'96 FLSTN, '80-'13 Touring and '09-'13 Trike models equipped with Original Equipment fender skirt.

## H. WILLIE G SKULL FENDER SKIRT

This decorative chrome-plated fender skirt is a direct replacement for stock fender skirt. Features a three-dimensional sculptured concho with skull design set off with black accents. Mounting hardware included.

**59582-02A**

Fits '06 FLST, '86-'08 FLSTC, '93-'96 FLSTN, '80-'13 Touring and '09-'13 Trike models equipped with Original Equipment fender skirt.

## I. BAR & SHIELD FENDER SKIRT

This rigid-steel fender skirt, designed to replace the original factory-equipped aluminum trim, is formed, polished and chrome-plated. Its ribbed pattern offers a unique styling element and adds rigidity. Subtle but distinctive brushed aluminum Bar & Shield logos are framed by a stamped-in ribbed outline on both sides.

**59228-91**

Fits '06 FLST, '86-'08 FLSTC, '93-'96 FLSTN, '80-'13 Touring and '09-'13 Trike models equipped with Original Equipment fender skirt.

## J. FRONT FENDER EXTENSION – CHROME

Dress your front fender in chrome. This chrome-plated tapered Fender Extension is shaped to follow the curve of the fender for style and function. Using the Original Equipment fender hole, the extension mounts below the trailing edge of the fender to help control road dirt and spray.

**59664-03**

Fits '91-'08 Dyna and '84-'07 FX Softail models. (Will not fit FXD, FXDX or FXDXT models equipped with Voltage Regulator Covers.)



**\*WARNING:** Fender rails are decorative items only. Do not strap anything to the rails. Adding weight to the front fender could adversely affect vehicle handling, causing loss of control and death or serious injury.

SOFTAIL



# 190 CRUISER

Chassis Trim – Fenders

## A. FRONT FENDER TRIM KIT – CHROME

Replace the Original Equipment stainless steel fender trim with a splash of chrome. Kit includes left and right side trim strip.

### 59209-91T

Fits '86-'17 FLSTC and FLSTN and '82-'13 Touring models (except Road Glide® and Road King® Custom). Does not fit models equipped with clean front fender.

## B. FENDER TIP LENS KIT WITH SKULL LOGO

This chrome-plated fender tip lens kit adds a little attitude to your ride. The kit features front and rear lenses with a translucent illuminated skull silhouette. The easy-to-install kit includes an amber front lens and red rear lens.

### 59651-01

Fits '86-'17 FLSTC, '93-'96 FLSTN and '80-'08 Electra Glide®, Tour Glide and Road King® models (except FLHRC and FLHRS).

## C. BAR & SHIELD LOGO FENDER TIP LENS KIT

Chrome-plated polycarbonate construction features translucent Bar & Shield emblems. The kit includes front and rear lenses. Front lens features an amber Bar & Shield logo, rear lens features a red Bar & Shield logo. Quick and easy installation.

### 59081-96

Front and Rear.  
Fits '86-'17 FLSTC, '93-'96 FLSTN and '80-'08 FLHR, FLHS, FLHT and FLT models. (Does not fit Springer™, FLHRS or FLTR.)

## D. H-D® CLASSIC FENDER TIP

Stock on Road King Classic models, these nostalgic-look fender tips are also available for other models. Replaces fender lamp assembly.

### 59002-98

Front.  
Fits '80-'13 FL, '86-'08 FLSTC, '94-'13 FLHR and '09-'13 FLHTCUTG models.

### 59052-98

Rear.  
Fits '80-'08 FL and FLHR models and '86-'99 FLSTC models. (Does not fit FLSTF and FLTR models.)

## E. EAGLE WING FENDER TRIM FOR FAT BOY® MODELS

Classic Eagle Wing logo in gold & chrome with black accent. Matches Eagle Wing headlamp, tail lamp and turn signal visors.

Fits '90-'06 FLSTF models.

### 1. 59369-97

Rear, Gold & Chrome.  
Fits '90-'17 FLSTF, FLSTFB and FLSTFBS models.

### 2. 59367-97



A. FRONT FENDER TRIM KIT – CHROME



A. FRONT FENDER TRIM KIT – CHROME



B. FENDER TIP LENS KIT WITH SKULL LOGO



C. BAR & SHIELD LOGO FENDER TIP LENS KIT



D. H-D CLASSIC FENDER TIP



E. EAGLE WING FENDER TRIM FOR FAT BOY MODELS




F. HERITAGE FRONT FENDER RAIL – CHROME



G. HERITAGE REAR FENDER RAIL – CHROME



H. HERITAGE SOFTAIL CLASSIC REAR FENDER LEATHER MUD FLAP



I. HERITAGE SPRINGER LEATHER MUD FLAP WITH FRINGE

# CRUISER 191

Chassis Trim – Fenders

## F. HERITAGE FRONT FENDER RAIL – CHROME\*

A stylish re-creation of a popular Hydra Glide model accessory direct from the Harley-Davidson® 1959 accessories catalog. Ornate, jet, twin-tube design sweeps smartly back along the front fender. Sparkling chrome-plating and years-ahead styling make it a hit for all Heritage and FLSTN owners.

### 91080-93

Fits '87-'17 FLST, FLSTC and '93-'96 FLSTN models. (Does not fit Springer™ models.)

## G. HERITAGE REAR FENDER RAIL – CHROME\*

A perfect match to Heritage Chrome Front Fender Rail P/N 91080-93. Designed to fit with stock FLSTC, FLSTN saddlebags or Genuine Harley-Davidson® Fat Boy® leather saddlebags.

### 91402-00

Fits '00-'17 FLST and FLSTC models.

## H. HERITAGE SOFTAIL® CLASSIC REAR FENDER LEATHER MUD FLAP

Get nostalgic with top-grain cowhide decorated with bright spots and a Heritage-style concho. A perfect match with your Heritage-style saddlebags. Kit includes installation hardware and template.

59071-98 Fits '86-'17 FLSTC models.

## I. HERITAGE SPRINGER™ LEATHER MUD FLAP WITH FRINGE

Made from premium, plated leather with black trim, these flaps have fringe and an '97-'03 FLSTS concho and black trim. Includes chrome hardware, support bracket and fender mounting template.

### 59027-99

Fits '97-'03 FLSTS models front or rear fender. Also fits '86-'17 FLSTC, '86-'06 FLSTF and '93-'96 FLSTN models.



**\*WARNING:** Fender rails are decorative items only. Do not strap anything to the rails. Adding weight to the front fender could adversely affect vehicle handling, causing loss of control and death or serious injury.



# 152 CRUISER

Seating – Signature Series®

## A. SIGNATURE SERIES® SEAT WITH RIDER BACKREST

A perfect combination of foam density and shape has created our most comfortable seat for long-haul touring. Both rider and passenger will be extra comfy riding to Sturgis and back with the wide seating areas. When you reach your destination, city driving will be easier with the narrow nose that helps keep your legs together. Seat features an easily removable adjustable rider backrest that folds down for easier passenger mounting. Rider backrest has a 5-position height adjustment with 1.5" range and a wide range of forward/back angle adjustment with a quick twist of the control knob.

**51985-08** Smooth.  
Fits '07-'17 FLSTF, FLSTFB, FLSTFBS, FLSTSB, and '06-'15 FXST, FXSTB, FXSTC, FXSTS and '07-'08 FXSTSSE models. Does not fit FLSTSE models. FLSTSB models require separate purchase of Passenger Footpeg Mounting Kit P/N 50932-08 and passenger footpegs. Seat width 16.0"; passenger pillion width 14.0".

**51998-08** Smooth.  
Fits '00-'17 FLST, FLSTC, FLSTNSE, FLSTSC, '00-'06 FLSTF and '00-'05 Softail® models (except FXSTD). Also fits FLSTN models with removal of stock luggage rack. '00-'06 FLST, FLSTC, FLSTF, FLSTSC and '00-'05 FX Softail models require separate purchase of Seat Bracket P/N 51949-09. Seat width 16.0"; passenger pillion width 14.0".

**51922-09** FLSTC Styling with Studs.  
Fits '00-'17 FLST, FLSTC, FLSTNSE, FLSTSC, '00-'06 FLSTF and '00-'05 Softail models (except FXSTD). Also fits FLSTN models with removal of stock luggage rack. '00-'06 FLST, FLSTC, FLSTF, FLSTSC and '00-'05 FX Softail models require separate purchase of Seat Bracket P/N 51949-09. Seat width 16.0"; passenger pillion width 14.0".



A. SIGNATURE SERIES SEAT WITH RIDER BACKREST – SMOOTH



A. SIGNATURE SERIES SEAT WITH RIDER BACKREST – FLSTC STYLING



A. SIGNATURE SERIES SEAT WITH RIDER BACKREST - INSTALLED AND REMOVED



B. BRAWLER SOLO SEAT



C. LEATHER BADLANDER SEAT



D. BADLANDER SEAT (51397-06A SHOWN)

# CRUISER 153

Seating – Low Profile

## B. BRAWLER® SOLO SEAT

When it's time to go it alone, go in style. These premium quality cowhide leather solo saddles feature a smooth, sleek design that hugs the frame rails for a true custom look. The Brawler® seat's design places the rider "in" the bike for a low-slung riding position, and features a "kick-up" in the rear to hold the rider in place. The seating position is generally lower than stock, but not as far back as Badlander® or other low-profile seats. The top-grain leather seating surface and contoured foam padding provide a firm but luxurious feel. Seat does not fit with passenger pillions.

**52000267**  
Fits '07-'17 FLSTF, FLSTFB, FLSTFBS, FLSTSB, '06-'15 FXST, FXSTB, FXSTC, FXSTS and '07-'08 FXSTSSE models. Does not fit FLSTSE models. Seat width 12.5".

## C. LEATHER BADLANDER® SEAT

The traditional Badlander seat's low and lean style sets the stage for your minimalist custom ride. The frame-hugging rider seat and the slim tapered passenger pillion visually stretch the bike and enhance the slammed look. The seat shape stays low along its entire length and follows the lines of the bike with minimal disruption, and delivers a riding position that is lower and generally farther back than the stock seat. Ideal for both short riders needing to be closer to the ground, or for tall riders who want to move back in the bike without sitting higher. This seat is wrapped in supple top-grain leather and finished with an embroidered Harley-Davidson script. Kit includes leather grab strap and mounting hardware.

**52000254**  
Fits '07-'17 FLSTF, FLSTFB, FLSTFBS, FLSTSB, '06-'15 FXST, FXSTB, FXSTC, FXSTS and '07-'08 FXSTSSE models. Does not fit FLSTSE models. FLSTSB models require separate purchase of Passenger Footpeg Mounting Kit P/N 50932-08 and passenger footpegs. Seat width 12.0"; passenger pillion width 6.5".

## D. BADLANDER SEAT

Clean smooth covers, subtle top-stitching and a frame-hugging profile add up to a statement only Harley could create. The low design delivers a reduced seat height that is ideal for riders who want the shortest possible reach to the ground, and the long and lean shape allows tall riders to move back from the hand and foot controls without sitting higher on the bike. Kit includes grab strap and all mounting hardware.

**51397-06A**  
Fits '07-'17 FLSTF, FLSTFB, FLSTFBS and FLSTSB, '06-'15 FXST, FXSTB, FXSTC, FXSTS and '07-'08 FXSTSSE models. Does not fit FLSTSE models. FLSTSB models require separate purchase of Passenger Footpeg Mounting Kit P/N 50932-08 and passenger footpegs. Seat width 12.0"; passenger pillion width 6.5".

**52292-00A**  
Fits '00-'17 FLST, FLSTC, FLSTNSE, FLSTSC, '00-'06 FLSTF and '00-'05 FX Softail® models (except FXSTD). Also fits FLSTN models with removal of stock luggage rack. Seat features embroidered Harley-Davidson script logo. Seat width 12.0"; passenger pillion width 6.5".

**52292-94B**  
Fits '84-'99 Softail models (except FLSTS). Seat features embroidered Harley-Davidson script logo. Seat width 12.0"; passenger pillion width 6.5".

NOTE: Some Harley-Davidson® seats are made of leather. Fine leathers or other natural materials WILL gain "character," such as wrinkles or wear, with age. This is normal. A fine, aged patina and character wrinkles are a sign of the extremely high-quality materials used to construct your seat or backrest. The appearance of scars or marks on the leather are a result of using natural leather panels and should not be thought of as an imperfection. Please use Harley-Davidson® Leather Protectant P/N 93600034 to protect your investment.

SOFTAIL



# 154 CRUISER

Seating – Pillion

## A. TOURING PASSENGER PILLIONS\*

Styled to match the stitching and texture of the Original Equipment rider seat, these stylish pillions provide an extra comfortable ride for your passenger on those long journeys.

**52915-07** '07-'11 Fat Boy® Models Styling. Fits '05-'07 FLST, and '07-'17 FLSTC, FLSTF, FLSTFB and FLSTFBS and FLSTSC models. Pillion width 14.0".

**52930-05** Softail® Deluxe Models Styling. Fits '05-'17 FLSTN models with Original Equipment Solo Seat. Pillion width 12.0".

**51763-07** Heritage Softail® Classic Models Styling. Fits '05-'07 FLST, and '07-'17 FLSTC, FLSTF, FLSTFB and FLSTFBS and FLSTSC models. Pillion width 14.0".

**52912-00** Heritage Softail Classic Styling. Fits '84-'06 Softail® models (except '05 FLSTFI 15th Anniversary models, FLSTN, FLSTS, FLSTSC or FXSTD). Pillion width 14.0".



A. TOURING PASSENGER PILLION – FAT BOY STYLING



A. TOURING PASSENGER PILLION – SOFTAIL DELUXE STYLING



A. TOURING PASSENGER PILLION – HERITAGE SOFTAIL CLASSIC STYLING



B. PASSENGER PILLION – SOFTAIL SLIM STYLING



**\*WARNING:** Do not install on models that are not equipped with passenger footpegs. Doing so could result in death or serious injury.

# CRUISER 155

Seating – Spring Seats

## C. BOBBER SOLO SADDLE

The thick distressed black leather cover is bonded directly to the formed metal seat pan and minimizes the foam filler and the extra height it brings. The raw-edge leather pad is joined to the pan with brass rivets, and features matching brass "Milwaukee Since 1903" trim that will develop a rich patina with use. The Bar & Shield logo is embossed into the leather surface as a finishing touch. Easy to install, the bolt-on seat and a model-specific installation kit includes everything you need to get the bobber look. No cutting, welding or fabrication is necessary.

**52000277** Distressed Black Leather. Fits '04-'06 and '10-later XL, '06-'17 Dyna® and '08-'17 FLS, FLSS, FLSTC, FLSTN and FXS models. Installation requires separate purchase of model-specific Rigid or Spring Seat Mounting Hardware Kit. Seat width 10.5".

## D. SOLO SADDLE

Available in elegant leather, this solo seat features a low-profile design that provides the minimalistic just enough to ride look. The smooth metal seat pan and the simple frame cover leave a clean, finished appearance. Easy to install, the bolt-on seat and model-specific Spring Seat Installation Kit include everything you need to get the bobber look. No cutting, welding or fabrication is necessary and the seat can be removed and replaced with a touring seat for a two-up night on the town.

Fits '04-'06 and '10-later XL, '06-'17 Dyna and '08-'17 FLS, FLSS, FLSTC, FLSTN and FXS models. Installation requires separate purchase of model-specific Rigid or Spring Seat Mounting Hardware Kit. Seat width 10.5".

**52000276** Black Diamond.

**52000279** Black Leather.

**Also available:**

### SPRING SADDLE INSTALLATION KIT

The torsion-style springs are designed for the optimum balance between spring suspension and support. Required for installation of Solo Saddle Kit P/N 52000277, 52000279, 52000278, 52000275, 52000276, 52000180, 54072-10, 54373-10, 52000114 and 52000113. Kit includes springs, mounting brackets, frame cover and hardware.

**54376-10B**

Fits '08-'17 FLSTC and FLSTN models.

## E. STANDARD LEATHER SOLO SPRING SADDLE

First offered in 1925, this timeless solo saddle offers a deep dish bucket shape and a firm leather covering. Installation requires separate purchase of model-specific Seat Bracket and Spring Kit.

**52004-25**

Fits '08-'15 FLSTSB, FXST, FXSTB, FXSTC and FXSTS and '86-'94 Softail® models. Does not fit '07-'09 FXSTSSE.

Requires separate purchase of model-specific Mounting Hardware Kit P/N 51902-09 or 52225-89.

## F. DELUXE LEATHER SOLO SPRING SADDLE WITH NOSTALGIC SKIRT

Step back to the late 1940s. Styled to complement the look of the post-war Harley® models, this deep dished leather solo saddle features a firm but comfortable seating surface. Installation requires separate purchase of model-specific Seat Bracket and Spring Kit.

**52006-47B**

Fits '08-'15 FLSTSB, FXST, FXSTB, FXSTC and FXSTS and '86-'94 Softail models. Does not fit '07-'09 FXSTSSE.

Requires separate purchase of model-specific Mounting Hardware Kit P/N 51902-09 or 52225-89.

**Also available:**

### SOLO SEAT BRACKET/SPRING KIT

This kit is required to install Touring Solo Saddle P/N 51481-08, Deluxe Leather Solo Saddle P/N 52006-47B or Leather Solo Saddle P/N 52004-25.

**51902-09**

Fits '08-'15 FLSTSB, FXST, FXSTB and FXSTC models.



C. BOBBER SOLO SADDLE (SHOWN WITH SPRING SADDLE INSTALLATION KIT)



D. SOLO SADDLE – BLACK DIAMOND (SHOWN WITH SPRING SADDLE INSTALLATION KIT)



D. SOLO SADDLE – BLACK LEATHER (SHOWN WITH SPRING SADDLE INSTALLATION KIT)



E. STANDARD LEATHER SOLO SPRING SADDLE



F. DELUXE LEATHER SOLO SPRING SADDLE WITH NOSTALGIC SKIRT



# 156 CRUISER

## Seating Accessories

### A. ROAD ZEPPELIN® SEAT PAD

Experience ultimate comfort. Designed to ensure hours of comfort in the saddle, Road Zeppelin® Seat Pads are equipped with a unique air bladder system that allows your weight to be supported evenly across the entire seating surface. Whether you have a low-profile seat or a larger more comfortable seat, you will feel the benefits. This air bladder system is designed to reduce pressure points, provide shock absorption and reduce vibration. Unlike other mouth-inflated seat pads, the Road Zeppelin Pad features an easy-to-reach integrated hand pump and metered air release valve that permits quick and controllable adjustment. You can easily adjust the comfort and support while seated on the pad. The UV-stable and snag-resistant mesh cover allows air to circulate beneath the rider's body, reducing the temperature trapped between the rider and seat. Shaped to conform to most Harley-Davidson® seats, the pads feature adjustable mounting straps and a non-skid surface to keep them in place. The hand-washable seat pad can be deflated and rolled for compact storage.

**52000327** Rider.  
Fits rider position on all models equipped with Original Equipment or accessory seats. Also fits passenger position on Touring models with large pillion area. Pad width – 14.0".

**52400162** Passenger.  
Fits Original Equipment and accessory passenger pillions. Pad length – 12.0"; width – 9.0".



A. ROAD ZEPPELIN SEAT PAD

### B. CIRCULATOR SEAT AND BACKREST PADS

Keep comfortable on your next long ride. These breathable Circulator Pads feature 3D construction that promotes air movement and reduces heat buildup where the rider's body touches the seat or backrest. Designed to keep the rider cool by reducing the perspiration buildup between you and the seating surface, the Circulator Pad can be installed and removed in seconds for easy cleaning. The low-profile design minimizes seat-height change compared to inflatable pads, while enhancing comfort with its shock-absorbing construction. Manufactured of UV-stable materials, these seat pads resist fading when exposed to the sun. Elastic under-seat strap and non-slip base provide secure installation and the available Circulator Passenger Pillion Pad attaches to the rider pad with hook-and-loop tabs.

**51076-10** Large Seat Pad.  
Fits Softail®, Touring and Trike models with Original Equipment and accessory seats. Will not fit Bobber or Road Zeppelin seats. Pad width – 16.0".

**51078-10** Passenger Pillion Pad.  
Fits Original Equipment and accessory passenger pillions. Pad width – 13.0".

**52300103** Wide Backrest Pad.  
Fits wide profile rider and passenger backrest pads up to 12.0" wide and 9.0" tall.



B. CIRCULATOR SEAT AND WIDE BACKREST PADS

### C. RAIN COVERS\*

Featuring a handy storage sack, this black nylon, water-resistant, Cordura® cover packs easily and shelters your seat from the storm.

**51638-97** Solo Seat.  
Fits H-D® solo seats (except XR and FLSTS).

**51639-97** Two-Up.  
Fits VRSC™, XG, XL, Dyna® and Softail models with Two-Up seats. Does not fit Touring and Trike models. Does not fit with Rider Backrests.



C. RAIN COVER – SOLO SEAT



C. RAIN COVER – TWO-UP SEAT

# CRUISER 157

## Seating Accessories

### D. TANK KNEE PAD KIT

These self-adhesive rubber knee pads provide a touch of old school style. The rich black rubber pads feature tapered ribs and a raised Bar & Shield logo to protect the surfaces where your legs contact the tank. The compact pads measure 7.0" by 2.75", and are flexible enough to fit many tank profiles. Sold in matched pairs.

**57300065**  
Fits fuel tanks on many Harley-Davidson Street®, Sportster®, Dyna® and Softail® models. May cover a portion of fuel tank graphics. Check placement before adhering to tank.



D. TANK KNEE PAD KIT

### E. REAR FENDER BIB

Complete the stripped-down solo look by replacing the Original Equipment passenger pillion with this decorative fender cover. Form-fitted to hug the contour of the rear fender, this decorative fender cover hides the passenger pillion mounting holes that are exposed when riding with a solo seat. Styled to match the Original Equipment solo seat, the Fender Bib features a textured leather insert to complete the custom look. The molded base is finished with a soft felt underliner designed to protect the fender's painted surface.

**52018-08** Softail® Deluxe Model Styling.  
Fits '05-'17 FLSTN models equipped with Original Equipment rider seat.

**52038-08** Fat Boy® Styling.  
Fits '07-'17 FLSTF, FLSTFB and FLSTFBS models equipped with Original Equipment rider seat.



E. REAR FENDER BIB – SOFTAIL DELUXE MODELS



E. REAR FENDER BIB – FAT BOY MODELS

### F. QUICK-RELEASE SEAT HARDWARE KIT

This Quick-Release Hardware Kit allows the rider to remove one-piece Harley-Davidson® seats quickly and easily. The knurled knob is easy to install or remove without tools, and the nylon washer keeps the finger tightened knob in place and rattle free. A raised-logo Harley-Davidson emblem finishes the look. SAE 1/4"-20 thread.

Fits '97-later XG, XL, Dyna, Softail (except '12-'17 FLS models equipped with Original Equipment seat), Touring and Trike models equipped with SAE 1/4"-20 seat mount hardware. Does not fit seats equipped with spring-loaded rear seat bracket.

**51676-97A** Chrome.

**10500093** Gloss Black.



F. QUICK-RELEASE SEAT HARDWARE KIT – CHROME



F. QUICK-RELEASE SEAT HARDWARE KIT – GLOSS BLACK

### G. SEAT MOUNTING NUTS – GLOSS BLACK

When blacking-out your bike, don't miss the details. These gloss black Seat Mounting Nuts take the hassle out of removing your two-piece seat and complete the blacked out look. These rich black caps dress up the seat mounting tab and the knurled knob makes fastening and unfastening the seat easy work. No tools required. Sold in pairs.

**10400049**  
Fits all Softail and Touring models with Original Equipment or Genuine Motor Accessory 2-piece seat and knurled seat mounting nuts.

### H. CHROME SCREWS FOR FLST SEAT BRACKET

**94289-94T**  
Fits '87-'99 FLSTC, FLSTF and FLSTN models.

### I. BILLET SEAT MOUNTING BRACKET – CHROME

The highly stylized design of this bracket adds a stunning look to the back of most seats.

**51804-02**  
Replaces Bolt-On Seat Brackets P/N 51798-00, 51740-10, 52467-00, 51652-97A and 51652-83B used on most Original Equipment and accessory seats and pillions.



G. SEAT MOUNTING NUTS – GLOSS BLACK



H. CHROME SCREWS FOR FLST SEAT BRACKET



I. BILLET SEAT MOUNTING BRACKET – CHROME



\*WARNING: Do not use while riding; could result in death or serious injury.



## BUILDING A BACKREST

A sissy bar upright and passenger backrest are the starting point to build a complete touring machine. The backrest provides long-range comfort and support and adds a feeling of control and confidence for the passenger.

Start by selecting model-specific Docking Hardware, then choose a finish that matches your styling direction, determine the desired sissy bar height and finally select a backrest pad that complements your seat.

### DOCKING HARDWARE

PAGE XXX



### SHORT & TALL UPRIGHT

PAGE XXX



### SIDE PLATES

PAGE XXX



### PASSENGER BACKREST PAD

PAGE XXX



A. H-D DETACHABLES SIDEPLATES




B. LOW SISSY BAR UPRIGHT – CHROME (52300022 SHOWN)



B. LOW SISSY BAR UPRIGHT – GLOSS BLACK (52300024 SHOWN)



B. LOW SISSY BAR UPRIGHT – CHROME (52540-09A SHOWN)



B. LOW SISSY BAR UPRIGHT – GLOSS BLACK (52300401 SHOWN)



C. STANDARD SISSY BAR UPRIGHT – CHROME (52300018 SHOWN)



C. STANDARD SISSY BAR UPRIGHT – GLOSS BLACK (52300020 SHOWN)

### A. H-D® DETACHABLES™ SIDEPLATES

In the time it takes for a traffic light to change, you can transform your motorcycle from a city cruiser to a cross-country hauler. Start with Harley-Davidson® Detachables™ Sideplates, and add your choice of sissy bar upright and pad to make removing the passenger backrest a simple slide and click operation. Manufactured and tested to rigorous Harley-Davidson standards, installation requires separate purchase of model-specific Docking Hardware Kit.

Fits '00-'17 FLST, FLSTF, FLSTFB, FLSTFBS, FLSTN, FLSTNSE, FLSTSB, FLSTSC, FLSTSE, FXSB, FXSBSE, FXST, FXSTB, FXSTS, FXSTSSE and '06 FLSTFSE models with or without saddlebags (except Heritage Saddlebags P/N 90876-05). Requires separate purchase of Docking Hardware Kit and may require Directional Relocation Kit. See chart for your application.

- 53810-00C** Chrome.
- 54258-10A** Gloss Black.

Fits '00-'17 FLSTC and '00-'03 FLSTS models. Also fits '05-'15 FLST and FLSTSC models with Heritage Saddlebag P/N 90876-05. Requires separate purchase of Docking Hardware Kit and may require Directional Relocation Kit. See chart for your application.

- 53815-00A** Chrome.

### SISSY BAR UPRIGHTS

Sissy Bar Uprights are available in a variety of shapes and styles. Round bar uprights feature a mini medallion bar and an embossed Bar & Shield insert. Uprights are designed to accept specific 3-bolt or 2-bolt mounted backrest pads.

### B. LOW SISSY BAR UPRIGHT

Shaped to complement a thicker passenger pillion, the ideal match for touring style seats, this upright also offers additional height options to riders with custom style seats.

Fits '04-later XL models with H-D® Detachables™ sideplates, '06-'17 Dyna® (except FXDF, FXDFSE and '10-'17 FXDWG), '84-'05 Softail® (except FXSTD) and '06-'17 FL Softail models (except '07-'17 FLS, FLSS, FLSTF, FLSTFB, FLSTFBS, FLSTSE and FLSTSB and '06 FLSTFSE) with appropriate sideplates.

- 52300022** Chrome.
- 52300024** Gloss Black.

Fits '07-'17 FLSTF, FLSTFB, FLSTFBS, FLSTSB, FLSTSE and FXSTC, '06 FLSTFSE, '06-'17 FXST, FXSTB and FXSTS and '07-'08 FXSTSSE models with appropriate sideplates. '07-'10 FXSTC models require separate purchase of Fender Mounted Seat.

- 51477-06** Chrome.
- 54256-10** Gloss Black.

Fits '13-'17 FXSB and FXSBSE, '16-'17 FXSE and '09 FXSTSSE models with appropriate H-D Detachables sideplates. FXSTSSE models require separate purchase of Hardware Kit P/N 52300306.

- 52540-09A** Chrome.
- 52300401** Gloss Black.

### C. STANDARD SISSY BAR UPRIGHT

Give your passenger additional back support with a Standard Sissy Bar Upright designed to accept a wide variety of backrest pads.

Fits '04-later XL models with H-D Detachables sideplates, '06-'17 Dyna (except FXDF, FXDFSE and '10-'17 FXDWG), '84-'05 Softail (except FXSTD) and '06-'17 FL Softail models (except '07-'17 FLS, FLSS, FLSTF, FLSTFB, FLSTFBS, FLSTSE and FLSTSB and '06 FLSTFSE) with appropriate sideplates.

- 52300018** Chrome.
- 52300020** Gloss Black.

SELECT THE DOCKING HARDWARE		2000-later Softail® Docking Hardware for H-D® Detachables™ Racks, Tour-Pak® Racks & Sideplates <small>Docking hardware fitment is dependent on vehicle model and saddlebag configuration.</small>			
<i>H-D Detachables Accessory</i>	<i>Available to fit:</i>	<b>Docking Hardware</b>		<b>Directional Relocation Kit</b>	
<b>No Saddlebags</b> Detachable Sideplates 53810-00C (Chrome), 53857-00B (Wrinkle Black), 54258-10A (Gloss Black), Solo Detach Rack 53649-05A (Chrome), 53612-08, 53652-05 (Black), One-Piece Detach Sissy Bar Upright P/N 53618-05 (Chrome), 52729-08 (Black), FXS One-Piece Sissy Bar P/N 52828-11, 52760-11. Solo Detach Tour-Pak® Rack 53559-04B or Two-Up Detachable Tour-Pak Rack 54051-08A, 53066-00D.	2003-2017 FXST, FXSTB, FXSTS, FXSTSSE, FXSTC, FLSTF, FLSTFB, FLSTFBS, FLSTSB, 2006 FLSTFSE	<b>53932-03A</b>	<b>\$50.95</b>	<b>53959-06</b> <b>54268-10</b>	Chrome Black <b>\$50.95</b> <b>\$50.95</b>
	2005-2017 FLSTN, FLST	<b>53932-03A</b>	<b>\$50.95</b>	Not Required	
	2005-2007 FLSTSC	<b>53932-03A</b>	<b>\$50.95</b>	<b>53959-06</b> <b>54268-10</b>	Chrome Black <b>\$50.95</b> <b>\$50.95</b>
	2011-2017 FLS, FLSS, FXS	<b>53932-03A</b>	<b>\$50.95</b>	<b>54296-11</b>	<b>\$50.95</b>
	2013-2017 FXSB, FXSBSE, 2016-later FXSE	<b>52300239</b>	<b>\$50.95</b>	Not Required	
<b>With P&amp;A Saddlebags</b> Detachable Sideplates 53810-00C (Chrome), 53857-00B (Wrinkle Black), 54258-10A (Gloss Black), Solo Detach Rack 53649-05A (Chrome), 53612-08, 53652-05 (Black), One-Piece Detach Sissy Bar Upright P/N 53618-05 (Chrome), 52729-08 (Black), Solo Detach Tour-Pak Rack 53559-04B, Two-Up Detachable Tour-Pak Rack 54051-08A, 53066-00D.	2006 FLSTFSE, 2003-2017 FLSTF, FLSTFB, FLSTFBS, FLSTSB, FXST, FXSTB, FXSTC, FXSTS, 2007-2008 FXSTSSE	<b>53930-03B</b>	<b>\$50.95</b>	<b>53959-06</b> <b>54268-10</b>	Chrome Black <b>\$50.95</b> <b>\$50.95</b>
	2005-2017 FLST, FLSTN	<b>53930-03B</b>	<b>\$50.95</b>	Not Required	
	2005-2007 FLSTSC	<b>53930-03B</b>	<b>\$50.95</b>	<b>53959-06</b> <b>54268-10</b>	Chrome Black <b>\$50.95</b> <b>\$50.95</b>
<b>With P&amp;A Saddlebags</b> 53015-05, 53061-00A, 88237-07, 88238-07, 88263-07, 88286-07, 90058-05, 90114-00A, 90119-00A, 90130-00B, 90133-06B, 90200765, 90200816, 90201389, 90320-00B, 90384-04, 90384-06, 90388-04, 90419-08, 91536-00A, 91537-00A, 91555-01A, 92000-00B and 92015-03.	2003-2017 FLSTC	<b>53931-03A</b>	<b>\$50.95</b>	Not Required	
	2003 FLSTS	<b>53931-03A</b>	<b>\$50.95</b>	<b>53959-06</b> <b>54268-10</b>	Chrome Black <b>\$50.95</b> <b>\$50.95</b>
	2005-2007 FLSTSC	<b>53931-03A</b>	<b>\$50.95</b>	<b>53959-06</b> <b>54268-10</b>	Chrome Black <b>\$50.95</b> <b>\$50.95</b>
	2006 FLST	<b>53931-03A</b>	<b>\$50.95</b>	Not Required	
Detachable Sideplates and Hard Saddlebags 90715-08XX.	2008-2017 FLSTF, FLSTFB, FLSTFBS	<b>53930-03B &amp; 53075-03</b>	<b>\$50.95</b> <b>\$69.95</b>	Included with Hard Saddlebags	
	2008-2017 FLSTN	<b>53930-03B &amp; 53075-03</b>	<b>\$50.95</b> <b>\$69.95</b>	Not Required	

\*See fitment for Saddlebag Kits P/N 88237-07, 88238-07 or 88306-07. Notice: The prices appearing in this catalog are the manufacturer's suggested retail prices. Actual pricing may vary.



# 160 CRUISER

## Backrests & Racks

### A. ONE-PIECE H-D® DETACHABLES™ TALL SISSY BAR UPRIGHT – GLOSS BLACK

The sweeping shape and gloss black finish of this slim, round bar Sissy Bar Upright complements the classic bobber look of the Softail® Cross Bones™ model. The one-piece design eliminates separate sideplates for a clean appearance and the stylized upper kick angle mimics the old-school sissy bars of the '50s and '60s. Can be used with Passenger Backrest Pad P/N 52631-07.

#### 52729-08A

Fits '07-'17 FLSTF, FLSTFB, FLSTFBS, FLSTSB and FLSTSE and '06-'15 FXST, FXSTB, FXSTC and FXSTS models. Requires separate purchase of Docking Hardware Kit and may require Turn Signal Relocation Kit. See Docking Hardware Fitment Chart for your application.

#### Shown with:

#### PASSENGER BACKREST PAD

Styled to complement available touring and custom seats.

#### 52631-07

Fits One-Piece H-D® Detachables™ Sissy Bar Upright P/N 52729-08A, 51853-07, 51849-07, 51146-10A, 51161-10A, 52300040A, 52300042A, 52300044A or 52300046A.

### B. ONE-PIECE H-D DETACHABLES SISSY BAR – BLACKLINE® & SOFTAIL SLIM® MODELS

Sweeping curves and a sleek gloss black finish add a custom look to this detachable Sissy Bar. Featuring a slotted base and beefy solid bar upright, the one-piece design incorporates exclusive cam lock H-D Detachables hardware that allows you to install or remove the passenger backrest in seconds. Just add a backrest pad to complete the system.

#### 52760-11 Standard-Height, Gloss Black.

Fits '11-'17 FLS and FLSS and '11-'13 FXS models. Requires separate purchase of appropriate Docking Hardware P/N 53932-03A and Turn Signal Relocation Kit P/N 54296-11. Models equipped with Side-Mount License Plate require Relocation Kit P/N 67900127A. Models equipped with a center-mount license plate and fender-mounted reflectors require installation of additional components (sold separately): Red Reflector Kit P/N 67900223 or Amber Reflector Kit P/N 67900224.

#### Also available:

#### PASSENGER BACKREST PAD – SOFTAIL® BLACKLINE™ MODEL

Styled to complement the FXS Original Equipment or accessory seats, these compact Backrest Pads are the perfect match for Softail Blackline™ motorcycle.

#### 52300038 Smooth.

Fits '11-'17 FLS and FLSS and '11-'13 FXS models. Requires Fits '11-'17 FLS, FLSS and '11-'13 FXS models equipped with Sissy Bar P/N 52760-11 or 52828-11.



A. ONE-PIECE H-D DETACHABLES TALL SISSY BAR UPRIGHT – GLOSS BLACK (SHOWN WITH PASSENGER BACKREST PAD)



B. ONE-PIECE H-D DETACHABLES SISSY BAR – BLACKLINE & SLIM AND PASSENGER BACKREST PAD



C. BACKREST PADS



D. BACKREST PADS



E. BACKREST PADS

# CRUISER 161

## Backrests & Racks

### PASSENGER BACKREST PADS

Choose from a wide variety of backrest pad sizes and shapes to match your comfort and style demands. Designed to complement Original Equipment and accessory seats, these pads are engineered to fit specific sissy bar upright types.

### C. BACKREST PADS

Sized to fit round bar sissy bar uprights, these pads mount to mini medallion-style uprights with two mounting holes.

Fits Standard Round Bar Mini-Medallion Style Upright P/N 52877-10 or 51168-10. Also fits Low Round Bar Mini Medallion Style Sissy Bar Upright P/N 52300401, 52540-09A, 51477-06, 54256-10, 52300049 and 52300050.

1. **51641-06** Smooth Top-Stitched.

2. **51640-06** Smooth Bucket.

3. **51622-07** Fat Boy® Lacing Bucket.

### D. BACKREST PADS

Sized to fit medallion and mini medallion-style sissy bar uprights. Pad mounts with single center screw and bolt-on mounting strap. Kit includes chrome-plated mounting hardware.

Fits Low Medallion Style Sissy Bar Upright P/N 52655-84, 52909-02, 52754-04, 51851-09, Standard Medallion Style Sissy Bar Upright P/N 52735-85 or 52877-08, Standard Square Bar Mini Medallion Style Sissy Bar Upright P/N 53281-06 or 53407-06, Standard Heritage Style Sissy Bar Upright P/N 52731-00 and Standard Round Bar Sissy Bar Upright P/N 52300018 or 52300020.

1. **52612-95** Smooth Top-Stitched.

2. **52412-79A** Embossed Bar & Shield Logo.

3. **52348-97** Heritage Classic Bucket.

4. **52347-97** Fat Boy® Bucket.

5. **51132-98** Smooth Bucket.

### E. BACKREST PADS

Sized to fit medallion and mini medallion-style sissy bar uprights. Pad mounts with single center screw and bolt-on mounting strap. Includes chrome-plated mounting hardware.

Fits Low Medallion Style Sissy Bar Upright P/N 52754-04 or 51851-09, Low Square Bar Mini-Medallion Style Sissy Bar Upright P/N 53282-06, Standard Square Bar Mini Medallion Style Sissy Bar Upright P/N 53281-06 or 53407-06, Standard Medallion Style Sissy Bar Upright P/N 52735-85, 53007-98, 52655-84, 52909-02 or 51517-02, Standard Bar & Shield Style Sissy Bar Upright 52739-83 or 51514-02, Standard Heritage Style Sissy Bar Upright P/N 52731-00 and Low Round Bar Sissy Bar Upright P/N 52300022 or 52300024.

1. **52652-04** Smooth.

2. **52626-04** Smooth Top-Stitched.



# 162 CRUISER

## Backrests & Racks

### A. AIR FOIL PREMIUM LUGGAGE RACK\*

The low-profile aerodynamic styling defines the look of this Luggage Rack. Available in mirror chrome or rich gloss black finish, the die-cast rear "Air Foil" grabs your attention and the Bar & Shield insert adds a signature touch. The elegant round tube rack features inlaid rubber runners for added grip and dedicated bungee mounting points to simplify luggage tie-down. Kit includes all necessary mounting hardware. For added visibility, the rack is designed to incorporate the internal wiring of the Air Foil Rack LED Light Kit P/N 68000076 (red) for a clean look.

Fits '04-later XL models equipped with H-D® Detachables™ Sideplates, '06-'17 Dyna® models (except FXDF, FXDFSE and '10-'17 FXDWG) equipped with Detachable Sideplates, '84-'05 Softail® (except FLSTN and FXSTD) and '06-'17 FLST, FLSTC, FLSTNSE and FLSTSC and '06 FLSTF models equipped with Detachable Sideplates.

**54290-11** Chrome.

**54291-11** Gloss Black.

### B. LED LIGHT KIT\*\*

This fast-acting LED Light Kit operates as a supplemental rear running light and brake light. The high, center-mount position places the light in the line-of-sight of following vehicles and the bright, fast-acting LED lamps get you noticed. Wiring is concealed inside the rack tubes for a clean, custom installation. Available with red lens.

**68000076** Red Lens.

Fits Air Foil Luggage Rack P/N 54290-11, 54291-11 and Air Wing Sissy Bar Upright P/N 52300146 and 52300147. Installation requires separate purchase of model-specific Wiring Harness Kit.

**Also available:**

### LED LIGHT KIT WIRING HARNESS

Required for installation of LED Light Kit on Air Foil Luggage Rack P/N 54290-11 or 54291-11.

**73415-11**

Fits '06-'17 Dyna (except FXDF, FXDFSE, '14-'17 FXDL, '16-'17 FXDLS and '10-'17 FXDWG), '84-'05 Softail (except FLSTN and FXSTD), '06-'17 FLST, FLSTC and FLSTSC and '06 FLSTF models with Air Foil Luggage LED Light Kit P/N 68000076 or 68000077.

### C. CUSTOM TAPERED SPORT LUGGAGE RACK\*

Smooth sweeping curves and the brilliant chrome or gloss black finish define the look of this Sport Luggage Rack. Designed to complement both round and square bar Sissy Bar Uprights, this sleek rack adds a practical and stylish touch to the motorcycle.

Fits '04-later XL models (except XL1200CX) equipped with H-D Detachables Sideplates, '06-'17 Dyna models (except FXDF, FXDFSE and '10-'17 FXDWG) equipped with Detachable Sideplates, '84-'05 Softail (except FLSTN and FXSTD) and '06-'17 FLST, FLSTC, FLSTNSE and FLSTSC and '06 FLSTF models equipped with Detachable Sideplates.

**50300030** Chrome.

**50300031** Gloss Black.

Fits '07-'17 FLSTF, FLSTFB, FLSTFBS, FLSTSB, FLSTSE and FXSTC, '06 FLSTFSE, '06-'15 FXST, FXSTB and FXSTS and '07-'08 FXSTSSE models with Detachable Sideplates and Sissy Bar Uprights. FXSTC models require separate purchase of Fender Mounted Seat.

**53953-06** Chrome.

**54263-10** Gloss Black.



A. AIR FOIL PREMIUM LUGGAGE RACK – CHROME



A. AIR FOIL PREMIUM LUGGAGE RACK – GLOSS BLACK



B. LED LIGHT KIT – AIR FOIL RACK



C. CUSTOM TAPERED SPORT LUGGAGE RACK – CHROME (53953-06 SHOWN)



C. CUSTOM TAPERED SPORT LUGGAGE RACK – GLOSS BLACK (54263-10 SHOWN)



D. H-D DETACHABLES SOLO RACK – GLOSS BLACK (50300099A SHOWN)



F. LOCKING H-D DETACHABLES LATCH KIT – CHROME



G. H-D DETACHABLES LATCH KIT – CHROME



E. FIVE BAR SPORT LUGGAGE RACK – CHROME



F. LOCKING H-D DETACHABLES LATCH KIT – BLACK



H. REAR DOCKING HARDWARE COVER KIT – CHROME

# CRUISER 163

## Backrests & Racks

### D. H-D® DETACHABLES™ SOLO RACKS\*

Add touring capabilities to your solo seat Softail® model in less than 60 seconds. This detachable Solo Rack fits over the fender when the passenger pillion is removed. The rack features brazed hand-polished tubing and the chrome or black finish adds a stylish flair. Requires Docking Hardware. Easily interchangeable with detachable Passenger Sissy Bar Upright and Sideplates.

**50300099A** Gloss Black.

Fits '12-'17 FLS and FLSS and '11-'13 FXS models. Requires separate purchase of appropriate Docking Hardware P/N 53932-03A and Turn Signal Relocation Kit P/N 54296-11. Models equipped with Side-Mount License Plate require Relocation Kit P/N 67900127A. Models equipped with a center-mount license plate and fender-mounted reflectors require installation of additional components (sold separately): Red Reflector Kit P/N 67900223 or Amber Reflector Kit P/N 67900224.

### E. FIVE BAR SPORT LUGGAGE RACK – CHROME\*

This rack brings touring flexibility to your motorcycle. Can be used with H-D Detachables or Rigid Mount Sissy Bar Sideplates.

**53862-00**

Fits '04-later XL models (except XL1200CX) equipped with Detachable Sideplates, '06-'17 Dyna® models (except FXDF, FXDFSE and '10-'17 FXDWG) equipped with Detachable Sideplates, '84-'05 Softail® (except FLSTN and FXSTD), '06-'17 FLST, FLSTC and FLSTSC and '06 FLSTF models equipped with Detachable Sideplates. Does not fit with Round Bar Uprights P/N 52300018, 52300020, 52300022 and 52300024.

### F. LOCKING H-D DETACHABLES LATCH KIT

This unique lock replaces the cam lock on your Harley-Davidson® Detachables™ accessories, providing additional security and peace of mind when parking your vehicle. The kit includes two extended-reach barrel-style keys for easy access to the lock. Key registration and replacement service is available. Sold in pairs.

Fits all models equipped with detachable Sideplates, Racks and Tour-Pak® Luggage Carriers (except '18-later Softail models with HoldFast™ racks and uprights or '09-later Touring models equipped with detachable Solo Tour-Pak Rack).

**90300087** Chrome.

**90300086** Black.

### G. H-D DETACHABLES LATCH KIT – CHROME

Decorative chrome latches are the perfect way to enhance the appearance of your detachable accessories. Meticulously polished and chrome-plated, these easy-to-install Rotary Latches are a direct replacement for the Original Equipment satin black parts and are a simple way to add a finishing touch to your ride. Latches feature an easy-to-pull finger release to simplify access in hard-to-reach areas.

**12600036**

Fits all models equipped with detachable Sideplates, One-Piece Sissy Bar Uprights, Racks, and Tour-Pak Luggage Mounting Racks (except '18-later Softail models with HoldFast racks and uprights).

### H. REAR DOCKING HARDWARE COVER KIT

Disguise the rear docking hardware with these easy-to-install covers. The caps slide over the exposed docking points and are held in place by a strong magnetic pull. The caps are easy to remove when you wish to reinstall detachable accessories. Covers are available with brilliant chrome or durable gloss black finish to match your bike's attitude. Sold in pairs.

Fits many accessory docking hardware kits. Refer to the fitment matrix in this P&A Catalog Page 543 or the Parts & Accessories section of [www.harley-davidson.com](http://www.harley-davidson.com) for details.

**48218-10** Short Chrome (pair).

**48220-10** Large Chrome (pair).

**48035-09** Small Chrome (pair).

**48221-10** Short Black (pair).

**48223-10** Large Black (pair).

**48225-10** Small Black (pair).



**\*WARNING:** Do not use this rack as a seat. Do not exceed the fender rack weight capacity. Using as seat or exceeding this capacity could cause handling problems, which could result in loss of control and death or serious injury.



**\*\*WARNING:** Disconnecting your DOT-required tail, brake and turn signal lighting could reduce your visibility to others and result in death or serious injury.

SOFTAIL



**\*WARNING:** Do not use this rack as a seat. Do not exceed the fender rack weight capacity. Using as seat or exceeding this capacity could cause handling problems, which could result in loss of control and death or serious injury.



# 164 CRUISER

## Saddlebags & Luggage

### A. LOCKING LEATHER COVERED RIGID SADDLEBAGS

These saddlebags offer a premium leather look with an extra-durable construction. The blow-molded core keeps the bag rigid and prevents sagging, while the unique lids open outward for added flair. Bags feature locks for additional security. Luggage capacity: 1800 cubic inches total.

#### 53061-00B

Fits '00-'17 Softail® models (except FLS, FLSS, FLSTNSE, FXCW, FXCWC, FXS, FXSB, FXSBSE, FXSE and FXSTD). Also fits '09 FXSTSSE models. FXSTC models require separate purchase of Hardware Kit P/N 90573-07. Fits '84-'99 Softail models with separate purchase of Directional Relocation Kit P/N 53692-96. (FLST, FLSTC and FLSTS models do not require this Directional Relocation Kit). (Does not fit '84-'99 models equipped with H-D® Detachables™ accessories). Does not fit with Rear Axle Covers, Wide Tire Kit P/N 43684-99 or Flat Lens Turn Signal Kit P/N 68431-95. FLSTFBS models require the removal of Original Equipment Rear Axle Covers.

Note: Installation of these saddlebags with the following seats requires the use of Spacer Kit P/N 90976-01A: seats with rider backrests, Sundowner™ seats, stock FLSTF seat, stock FLSTC, FXSTC seat and any other seats that contact the lid of the saddlebag. Spacer Kit not required if mounting with Harley-Davidson® Detachables Racks or Sideplates.



A. LOCKING LEATHER COVERED RIGID SADDLEBAGS

### B. LOCKING RIGID SADDLEBAGS – SOFTAIL DELUXE STYLING

Styled to complement the nostalgic look of the Softail Deluxe model, these saddlebags with pleated leather panels are anything but traditional. The rigid core allows the bag to retain its shape even after years of use. The hinged locking lid tilts outward for easy access and the embossed weave pattern, braided edging and chrome concho trim echo the Softail Deluxe seat and pillion for a coordinated look. Luggage capacity: 1900 cubic inches total.

#### 53015-05B

Fits '05-'17 FLSTN models. Does not fit FLSTNSE. Does not fit with Rear Axle Covers.



B. LOCKING RIGID SADDLEBAGS – SOFTAIL DELUXE STYLING

### C. HERITAGE SOFTAIL® MODEL SADDLEBAGS

Original Equipment on the '06-'08 Heritage Softail Classic model, these top grade cowhide saddlebags feature reinforced rim and sides to help maintain their shape. The bags are decorated with chrome studs and a chrome-plated brass medallion coined with the Harley-Davidson logo. Saddlebag tops have rivet-reinforced corners and are secured with heavy leather straps that conceal quick-release hardware. Luggage capacity: 2200 cubic inches total.

#### 90876-05

Fits '00-'17 FLSTC models. Also fits '00-'17 FLST models (except FLSTN, FLSTNSE, and '10-'12 FLSTSE) with the separate purchase of Saddlebag Hardware Kit P/N 79304-06.



C. HERITAGE SOFTAIL STYLE SADDLEBAGS

### D. SOFTAIL LEATHER SADDLEBAGS – FAT BOY STYLING

Styled to complement the '00-'06 Fat Boy® motorcycle with the distinctive Fat Boy concho, wider is definitely better when it comes to these bags, the widest available for Softail models. Luggage capacity: 1550 cubic inches total.

#### 90320-00D

Fits '00-'17 Softail models (except FLS, FLSS, FLSTC, FLSTNSE, FXCW, FXCWC, FXS, FXSB, FXSBSE, FXSE and FXSTD). Also fits '09 FXSTSSE models. FXSTC models require separate purchase of Hardware Kit P/N 90573-07. Also fits '84-'99 FLSTF, FXST, FXSTC and FXSTS models without H-D Detachables accessories when installed with Directional Relocation Kit P/N 53692-96. Does not fit with Rear Axle Covers, Wide Tire Kit P/N 43684-99A or Flat Lens Turn Signal Kit P/N 68431-95. FLSTFBS models require the removal of Original Equipment Rear Axle Covers.



D. SOFTAIL LEATHER SADDLEBAGS – FAT BOY STYLING

NOTE: Some Harley-Davidson® saddlebags are made of leather. Fine leathers or other natural materials WILL gain "character," such as wrinkles or wear, with age. This is normal. A fine, aged patina and character wrinkles are a sign of the extremely high-quality materials used to construct your saddlebags. The appearance of scars or marks on the leather are a result of using natural leather panels and should not be thought of as an imperfection. Please use Harley-Davidson® Leather Protectant P/N 93600034 to protect your investment.

# CRUISER 165

## Saddlebags & Luggage

### E. H-D® DETACHABLES™ LEATHER SADDLEBAGS – FAT BOY® MODEL LACING

Styled to complement the '07-'11 Fat Boy® model. These large-capacity detachable saddlebags are completely removable with the simple pull of the internal handle, leaving your bike clean and ready to cruise the boulevard. The handsome leather bags feature hidden quick-release clips behind the traditional strap and buckle. When removed, the large-capacity bags leave behind two simple, inconspicuous docking points. The bags are compatible with both rigid and H-D® Detachables™ accessories when installed with the appropriate docking hardware kits. Luggage capacity: 2400 cubic inches total.

#### 88306-07A

Fits '07-'17 FLSTF, FLSTFB and FLSTFBS models. Models equipped with detachable accessories require separate purchase of Docking Hardware Kit P/N 88256-07. Models without detachable accessories require separate purchase of Docking Hardware Kit P/N 53932-03A. Models equipped with Rigid Accessories require separate purchase of Docking Hardware Kit P/N 88298-07. All models require separate purchase of Rear Directional Relocation Kit P/N 69929-07 or 73369-10. Does not fit with Passenger Footboards or Rear Axle Covers. FLSTFBS models require the removal of Original Equipment Rear Axle Covers.



E. H-D DETACHABLES LEATHER SADDLEBAGS – FAT BOY LACING

### F. LEATHER SADDLEBAGS – FAT BOY STYLING

Carry your essentials in style with these premium heavy leather saddlebags. They feature a reinforced tub and lid to retain their shape for the long haul. Leather straps and chrome buckles that hide quick-release clips. They are also highly stylized with a leather embossed lid that features decorative chrome spots and Spanish lacing to match the '07 Fat Boy® model. Luggage capacity: 1700 cubic inches total.

#### 88286-07

Fits '00-'17 Softail® models (except FLS, FLSS, FLSTC, FLSTNSE, FXCW, FXCWC, FXS, FXSB, FXSBSE, FXSE and FXSTD). Also fits '09 FXSTSSE models. FXSTC models require separate purchase of Hardware Kit P/N 90573-07. Also fits '84-'99 FLSTF, FXST, FXSTC and FXSTS models without H-D® Detachables™ accessories when installed with Directional Relocation Kit P/N 53692-96. Does not fit with Rear Axle Covers, Wide Tire Kit P/N 43684-99A or Flat Lens Turn Signal Kit P/N 68431-95. FLSTFBS models require the removal of Original Equipment Rear Axle Covers.



F. LEATHER SADDLEBAGS – FAT BOY STYLING

### G. UNIVERSAL SADDLEBAG LOCK KIT

Keep the contents of your existing soft-sided saddlebags safe from the grab-and-go thief. This unique kit features two extra-small barrel locks that can replace existing saddlebag snaps to perform double duty as locks or as snaps when you don't need to lock your bags. Can be keyed to match your barrel-style ignition key. Sold in pairs.

Fits most soft-sided leather and vinyl saddlebags. Does not fit FLHRC and FLHRS.

**90300003** Keyed To Match.

**90300017** Random Key Code.



G. UNIVERSAL SADDLEBAG LOCK KIT



NOTE: Some Harley-Davidson® saddlebags are made of leather. Fine leathers or other natural materials WILL gain "character," such as wrinkles or wear, with age. This is normal. A fine, aged patina and character wrinkles are a sign of the extremely high-quality materials used to construct your saddlebags. The appearance of scars or marks on the leather are a result of using natural leather panels and should not be thought of as an imperfection. Please use Harley-Davidson® Leather Protectant P/N 93600034 to protect your investment.



# 166 CRUISER

Saddlebags & Luggage

## A. HERITAGE SOFTAIL® CLASSIC QUICK-DETACH SADDLEBAG CONVERSION KIT

Leave your baggage behind with this innovative set of quick-detach hardware. This kit converts your Original Equipment fixed-mount Heritage Softail® Classic saddlebags to bags that can be removed in just seconds. Just reach inside the bag, pull and twist the locking handle and slide the bags off. You're left with a clean, stripped-down custom look that's ready to prowl. Exclusive 3-point mounting system distributes the load to minimize flex and bounce and retains the Original Equipment weight capacity.

### 90200641A

Fits '03-'17 FLSTC models equipped with Original Equipment Heritage Softail Classic saddlebags. Installation requires separate purchase of appropriate Docking Hardware Kit. Models equipped with detachable accessories and saddlebags require Docking Kit P/N 90200670. Does not fit with Passenger Footboards, Rear Saddlebag Guards or Rear Axle Covers.

### Also available:

#### DOCKING HARDWARE KIT

Required for installation of Quick-Detach Saddlebag Kit P/N 90200641 on FLSTC models.

#### 90200670 With Detachable Accessories.

Fits '03-'17 FLSTC models equipped with Quick-Detach Saddlebag Kit P/N 90200641A and detachable accessories.



A. HERITAGE CLASSIC QUICK-DETACH SADDLEBAG CONVERSION KIT

## B. HERITAGE FLAT TOP & LOCK KIT

Unique saddlebag structure incorporates a barrel-style lock to secure your Heritage Softail Saddlebags and offers an unobtrusive internal reinforcement bracket that adds rigidity and preserves the original shape after extended periods of exposure to the weather. A custom-shaped plastic inner lid mounts easily to the inside of the leather lid to add additional support. Barrel-style locks are sold separately and can be ordered keyed to match your ignition switch. Kit includes reinforcement bracket, plastic inner lid and all necessary installation hardware for the left and right side bags.

### 88373-10A

Fits '00-'15 FLSTC Original Equipment saddlebags and Heritage Style Saddlebag Kit P/N 90876-05. Requires separate purchase of Keyed-to-Match Barrel Lock Kit P/N 90300010. See instruction sheet for additional installation supplies required.


### Also available:

#### LOCKSET – KEYED TO MATCH

Barrel style lock kit includes 2 locks and 2 keys.

### 90300010

For use with Heritage Flat Top & Lock Kit P/N 88373-10A.



A. HERITAGE CLASSIC QUICK-DETACH SADDLEBAG CONVERSION KIT



B. HERITAGE FLAT TOP & LOCK KIT



B. HERITAGE FLAT TOP & LOCK KIT

# CRUISER 167

Saddlebags & Luggage

## SINGLE-SIDED SWINGARM BAG

Less is more. With enough room for the essentials, these stylish Swingarm Bags eliminate the need to stuff your pockets or bungee a bag across the passenger pillion. Shaped to hug the contour of your bike's frame, these compact bags add an old-school look. Bags are constructed of heavyweight leather and feature a pouch-style flap lid that is secured with two traditional straps and buckles. The semi rigid-backed bag is secured to the left side of the bike with easy-to-install adjustable straps. Luggage capacity: 450 cubic inches total.

## C. SINGLE-SIDED SWINGARM BAG – ANTIQUE BROWN LEATHER

Crafted from supple brown pull-up leather, this classic Swingarm Bag will gain character and a well-worn authentic look with use. The flip-open lid is secured with traditional straps and buckles, and the bag features antique hardware that complements the old-school look.

### 90201568

Fits '00-later Softail® models (except FLSTC, FLSTNSE, FLSTSE, FXDRS, FXCW, and FXCWC). Does not fit models equipped with left-hand tool box, passenger footboards, chrome swingarm covers, saddlebags, or saddlebag guards.



C. SINGLE-SIDED SWINGARM BAG – ANTIQUE BROWN LEATHER

## D. SINGLE-SIDED SWINGARM BAG – BLACK LEATHER

Constructed with heavy boot-grade leather, this rich black Swingarm Bag is the perfect complement to any paint color or customizing style. The flip-open lid is secured with quick-disconnect clips hidden behind the traditional leather straps and brushed nickel-finished buckles.

### 90201567

Fits '00-later Softail models (except FLSTC, FLSTNSE, FLSTSE, FXDRS, FXCW, and FXCWC). Does not fit models equipped with left-hand tool box, passenger footboards, chrome swingarm covers, saddlebags, or saddlebag guards.



D. SINGLE-SIDED SWINGARM BAG – BLACK LEATHER

## E. BLACK STANDARD LINE SWINGARM BAG

Made of ultra-durable leather-like synthetic featuring a debossed H-D #1 logo, the Black Standard Collection Bags have a simple, black on black style that complements many styling directions and budgets. An internal reinforcement system maintains the bag's shape over time. The "MOLLE-style" system of mounting loops accommodate hook and loop straps and allow for multiple mounting locations and orientations. The bags feature either matte black enamel buckles with hidden quick-detach snaps or a hook and loop flap closure. This Swingarm Bag features matte black buckles with hidden, quick-release buckles underneath. Straight and perpendicular mounting loops provide versatile and easy mounting. This bag is great for storing a small set of tools or additional layers of riding gear. Bag dimensions: 11" W x 11" H x 3.25" D. Internal capacity: 250Ci. Weight/Carrying Capacity: 5 lbs.

### 90201768

Fits '00-'17 Softail models (except FLSTC, FLSTNSE, FLSTSE, FXCW, and FXCWC models). Does not fit models equipped with rear axle covers, left-hand tool box, passenger footboards, chrome swingarm covers or saddlebag guards. FLSS and FLSTFBS models require removal of Original Equipment Rear Axle Covers.



E. BLACK STANDARD LINE SWINGARM BAG

NOTE: Some Harley-Davidson® saddlebags are made of leather. Fine leathers or other natural materials WILL gain "character," such as wrinkles or wear, with age. This is normal. A fine, aged patina and character wrinkles are a sign of the extremely high-quality materials used to construct your saddlebags. The appearance of scars or marks on the leather are a result of using natural leather panels and should not be thought of as an imperfection. Please use Harley-Davidson® Leather Protectant P/N 93600034 to protect your investment.

SOFTAIL



# 168 CRUISER

## Saddlebags & Luggage

### A. BLACK STANDARD LINE THROW-OVER SADDLEBAGS

Made of ultra-durable leather-like synthetic featuring a debossed H-D #1 logo, the Black Standard Collection Bags have a simple, black on black style that complements many styling directions and budgets. An internal reinforcement system maintains the bag's shape over time. The "MOLLE-style" system of mounting loops accommodate hook and loop straps and allow for multiple mounting locations and orientations. The bags feature matte black enamel buckles with hidden quick-detach buckles underneath. These Throw-Over Bags feature side gussets for increased capacity and straight and perpendicular mounting loops for easy mounting. Quick-release buckles get you in and out of the bag fast. These Throw-Over Bags can be used with or without a passenger pillion. If used with a passenger pillion, the straps should be mounted under the pillion and the crossover straps feature a soft, non-scratch backing. Installation requires purchase of Saddlebag Support rails and may require the purchase of a Turn Signal Relocation Kit. Large bag measures: 16.5" L x 11.5" H x 7" D. Internal capacity: 1,350CI. Weight capacity: 10 lbs/bag. Compact bag measures: 10" L x 11.5" H x 5.25" D. Internal capacity: 600CI. Weight capacity: 6 lbs/bag.

Fits '82-later XL (except XL1200T), '08-'17 Dyna® (except FLD), '84-'99 Softail®, and '18-later Softail models equipped with H-D® Saddlebag Supports. '18-later Softail models require purchase of Turn Signal Relocation Kit P/N 67800802 or 68700830.

**90201770** Large.  
**90201769** Compact.



A. BLACK STANDARD LINE THROW-OVER SADDLEBAGS – LARGE



A. BLACK STANDARD LINE THROW-OVER SADDLEBAGS – COMPACT

NOTE: Some Harley-Davidson® saddlebags are made of leather. Fine leathers or other natural materials WILL gain "character," such as wrinkles or wear, with age. This is normal. A fine, aged patina and character wrinkles are a sign of the extremely high-quality materials used to construct your saddlebags. The appearance of scars or marks on the leather are a result of using natural leather panels and should not be thought of as an imperfection. Please use Harley-Davidson® Leather Protectant P/N 93600034 to protect your investment.

# CRUISER 169

## Saddlebags & Luggage

### C. TOUR-PAK® LUGGAGE

Add cross-country luggage capacity to your ride with accessory Tour-Pak® Luggage. A cavernous interior will hold one full-face helmet or two half helmets. Kit includes backrest pad, interior rubber mat, hardware and instructions. Luggage Capacity: 2500 cubic inches. Dimensions: 18.5" W x 17.0" D x 13.0" H. Racks and docking kits sold separately. International models may require separate purchase of License Plate Relocation Kit P/N 60095-00A.

Fits '04-later XL (except XL883N, XL1200C, XL1200N and XL1200T) equipped with Solo Tour-Pak Rack, '00-'17 Softail® (except FLS, FLSS, FLSTNSE, FLSTSE, FXCW, FXCWC, FXS, FXSB, FXSBSE, FXSE, FXSTD and '09 FXSTSSE) equipped with H-D® Detachables™ Solo or Two-Up Tour-Pak Rack and '97-'13 Touring models equipped with H-D Detachables Two-Up or Solo Tour-Pak Racks.

**53209-09**  
 Leather Heritage Softail Classic Styling.  
**53690-06A**  
 Smooth Vinyl.

### D. H-D® DETACHABLES™ TWO-UP TOUR-PAK LUGGAGE MOUNTING RACK

Designed to be installed and removed in less than 60 seconds, this Tour-Pak Rack makes the convenience and protection of a Leather Tour-Pak carrier an easy on/off proposition.

**53066-00D**  
 Fits '00-'05 Softail models (except Deuce™), '06 FLST and FLSTF and '06-'17 FLSTC, FLSTN and FLSTSC models. Designed to accept Color-Matched Sport Tour-Pak or Leather Tour-Pak Luggage System. Requires separate purchase of appropriate Docking Hardware. Some models require the separate purchase of Directional Relocation Kit. Refer to Docking Hardware Chart for specific application. Some EU registration plates may interfere with Tour-Pak Rack. Models with rear fender tip trim can be adapted with the separate purchase of License Plate Relocation Kit P/N 60095-00A. Models equipped with H-D Detachables Saddlebag Kit P/N 88237-07 also require separate purchase of Docking Hardware Kit P/N 54245-10.

### E. H-D DETACHABLES SOLO TOUR-PAK LUGGAGE MOUNTING RACK

Install the Sport or Leather Tour-Pak carrier in a comfortable back-supporting position. The rack is designed to position the Tour-Pak Luggage for solo riding and is adjustable over a .75" range. Simply remove the Tour-Pak Luggage from the convenient detachable hardware, add a Passenger Pillion and the bike is ready for two-up riding. Tour-Pak, Passenger Backrest Pad and Docking Hardware sold separately.

**53559-04B**  
 Fits '00-'05 Softail models (except FXSTD). Fits '06 FLST, FLSTF and '06-'17 FLSTC, FLSTN, FLSTSC models. Designed to accept Color-Matched Sport Tour-Pak or Leather Tour-Pak Luggage System. Requires separate purchase of appropriate Docking Hardware. Some models require separate purchase of Directional Relocation Kit. See matrix for specific application. Some EU registration plates may interfere with the Tour-Pak Rack. Models with rear fender tip trim can be adapted with the separate purchase of License Plate Relocation Kit P/N 60095-00A.



C. TOUR-PAK LUGGAGE – LEATHER HERITAGE SOFTAIL STYLE



C. TOUR-PAK LUGGAGE – SMOOTH VINYL



D. H-D DETACHABLES TWO-UP TOUR-PAK LUGGAGE MOUNTING RACK (SHOWN WITH HERITAGE SOFTAIL CLASSIC TOUR-PAK)



E. H-D DETACHABLES SOLO TOUR-PAK LUGGAGE MOUNTING RACK (SHOWN WITH HERITAGE SOFTAIL CLASSIC TOUR-PAK)

SOFTAIL




# 170 CRUISER

## Foot Controls

### A. BILLET STYLE HEEL/TOE SHIFT LEVER – EXTENDED REACH

Stretch out in style. Both the heel and toe sections of this Shift Lever are 1.0" longer than traditional levers, separating the distance between the heel/toe shift by 2.0" total. This added space provides a comfortable riding position for a tall rider and allows a rider with a large boot extra room to move. Styled to complement our billet style mirror stems, these Billet Style Shift Levers are forged, machined and polished for a beautiful, custom look. When combined with the available Extended Reach Brake Lever, long-limbed riders can straighten their legs and ride in comfort. Kit includes a front and rear lever and mounting hardware.

**33600001** Chrome.  
Fits '86-'17 FL Softail®, '88-later Touring and '08-later Trike models.



SHIFT LEVER COMPARE

### B. BILLET STYLE HEEL/TOE SHIFT LEVER – STANDARD LENGTH

Styled to complement our billet style mirror stems, these Billet Style Shift Levers are forged from 7075-T6 aluminum, then machined and polished for a beautiful, custom look. Available in your choice of mirror chrome, satin black powder coat or edge cut black anodized and machined aluminum finishes. Kit includes a front and rear lever and chrome hardware.

Fits '86-'17 FL Softail, '88-later Touring and '08-later Trike models.

**34535-00B** Chrome.

**34045-10** Edge Cut.

**34023-08** Satin Black.



B. BILLET STYLE HEEL/TOE SHIFT LEVER – STANDARD LENGTH, CHROME

### C. FOLDING HEEL SHIFTER

Give your left foot a little extra room. Folding Heel Shifter permits the rider to move the rear shift peg out of the way when on the open road, while retaining heel/toe shift functionality around town. Positive detent holds the peg in the selected position and can be adjusted while riding. Easy to install, the replacement rear lever is chrome-plated and shaped to match the Original Equipment toe shift lever. Lever accepts stock or accessory shifter peg.

**33876-07**  
Fits '86-'17 FL Softail, '88-'16 Touring and '08-'16 Trike models.



B. BILLET STYLE HEEL/TOE SHIFT LEVER – STANDARD LENGTH, SATIN BLACK

### D. HEEL/TOE SHIFTER SHAFT COVER

Conceal the splined end of the shifter shaft when you remove the heel shift lever. The easy-to-install chrome-plated aluminum billet cap is held in place with a flush Allen® screw for a clean look.

**35471-05**  
Fits '82-'17 FL Softail®, and '82-later Touring and Trike models equipped with heel/toe shift levers. Installation requires removal of heel shift lever.



D. HEEL/TOE SHIFTER SHAFT COVER

### E. HEEL/TOE SHIFTER SHAFT COVER WITH INSERT

Conceal the splined shifter shaft when you remove the heel shift lever. The kit includes a cover for the shaft end and an insert that conceals the casting and nylon spacer inboard of the shift lever. Manufactured from billet aluminum, these easy-to-install chrome-plated covers are held in place with flush Allen screws for a clean appearance.

**35495-06**  
Fits '00-'17 FL Softail models (except FLSTSE) equipped with heel/toe shift levers. Installation requires removal of heel shift lever.



A. BILLET STYLE HEEL/TOE SHIFT LEVER – EXTENDED REACH



B. BILLET STYLE HEEL/TOE SHIFT LEVER – STANDARD LENGTH, EDGE CUT




C. FOLDING HEEL SHIFTER



E. HEEL/TOE SHIFTER SHAFT COVER WITH INSERT



F. FORWARD CONTROL KIT FOR FL SOFTAIL MODELS



G. BILLET STYLE SHIFT LEVER – CHROME



G. BILLET STYLE SHIFT LEVER – EDGE CUT



G. BILLET STYLE SHIFT LEVER – SATIN BLACK



H. HALF-MOON RIDER FOOTBOARDS



I. RIDER FOOTBOARD HEEL GUARD

# CRUISER 171

## Foot Controls

### F. FORWARD CONTROL KIT FOR FL SOFTAIL® MODELS\*

This kit converts the standard FL Softail footboard controls to Original Equipment FX Softail forward controls. The resulting foot-forward riding position takes the long-limbed rider out of the upright flat-foot, knees-up stance and puts him or her in a relaxed laid-back posture. Kit includes left and right brackets, shift lever, brake lever and all necessary mounting hardware. Footpegs and brake pedal pad sold separately.

#### 33909-08A

Fits '07-'17 FLSTC, FLSTF (except FLS, FLSS, FLSTFB and FLSTFBS), FLSTN, FLSTSB and FLSTSC models. Requires separate purchase of appropriate footpeg kit. Compatible footpeg kits for FLSTC and FLSTF are P/N 50305-02, 50359-04, 50370-04, 50474-03, 50500-03, 50506-03, 50576-05, 50695-08 or 50935-07. FLSTN, FLSTSB and FLSTSC require separate purchase of stock FXCW footpegs with wear pegs (P/N 51327-08 Left Peg, 51323-08 Right Peg and 33130-07A Wear Peg (Qty 2)). Does not fit with Profile® Low Suspension.

#### Also available:

### EXTENDED REACH FORWARD CONTROL REAR BRAKE LINE (not shown)

Required for installation of Extended Reach Forward Control Kit P/N 49171-08 or 49223-08.

Fits '11-'15 FX Softail models equipped with Extended Reach Forward Control Kit P/N 49171-08 or 49223-08.

**41800004** With ABS Brakes.

**41800005** Without ABS Brakes.

### G. BILLET STYLE SHIFT LEVERS

Styled to complement our billet style mirror stems, these Billet Style Shift Levers are forged from 6061-T6 aluminum, then machined and polished for a beautiful, custom look. Includes chrome hardware. Shift pegs sold separately.

Fits '91-'17 Dyna® (except '14-'17 FXDL, FXDLS or models equipped with Further Forward Mid-Control Kit P/N 50500386) and '90-'17 FX Softail models.

**34539-00** Chrome.

**34043-10** Edge Cut.

**34016-08** Satin Black.

### H. HALF-MOON RIDER FOOTBOARDS

The traditional Harley-Davidson® rubber insert features a vibration-isolation design for a long, comfortable ride. Kit includes left and right footboard pans and matching rubber inserts.

Fits '86-'17 FL Softail models.

**51345-08** Polished Stainless Steel.

**51400-08** Gloss Black.

### I. RIDER FOOTBOARD HEEL GUARD

This Heel Guard mounts to the right-side rider footboard and protects your boot from contact with the hot exhaust shield. Kit includes chrome guard with cutaway Bar & Shield logo and all mounting hardware.

#### 50500225

Fits '12-'16 FLD, '86-'17 FL Softail, '86-later Touring and '09-later Trike models equipped with Traditional and Swept Wing footboards. Does not fit models equipped with Half-Moon, Tapered, Airflow, Defiance, Dominion™ or Burst footboards, Extended Reach Rider Footboards P/N 50409-04 or 54145-10, Rider Running Boards P/N 50500158 or Screamin' Eagle® Fat Exhaust Shield.



**\*WARNING:** Installation of this kit may affect cornering clearance. This could distract the rider, causing loss of control, resulting in death or serious injury.



# 172 CRUISER

## Foot Controls

### A. GEAR SHIFTER LINKAGE COVER

A simple and inexpensive way to detail your Softail® model. This easy-to-install chrome-plated cover conceal the stock shifter linkage for a brilliant finish. Kit includes all necessary mounting hardware.

**46302-01** Harley-Davidson Script.  
Fits '99-'17 Softail® models (except FLSTSE) with stock shifter linkage.



A. GEAR SHIFTER LINKAGE COVER – HARLEY-DAVIDSON SCRIPT

### B. CUSTOM GEAR SHIFT LINKAGE – ROUND GLOSS BLACK

Add the finishing touch to your blacked-out ride. This Gloss Black Shift Linkage is easy to install and includes a transmission lever cover and decorative acorn nuts and bolts for a complete custom look.

**33600259**  
Fits '86-later Softail (except '18-later FXBB, FXLR, FXLRS and '20-later FXST), Touring and Trike models. (Does not fit '97-'99 FLSTS or models equipped with Softail Extended Reach Forward Controls.)



B. CUSTOM GEAR SHIFT LINKAGE – ROUND GLOSS BLACK

### C. CUSTOM GEAR SHIFT LINKAGES

Kick your custom into gear with this collection of high-quality custom shift linkages. Available in a variety of designs to match your bike's style, these linkages feature aircraft-quality rod ends for easy adjustment and smooth operation. The easy-to-install linkage kit also includes a transmission lever cover for '86-'17 Softail and '86-'16 Touring and Trike models, and decorative acorn nuts and bolts for a complete custom look.

Fits '86-later Softail (except '18-later FXBB, FXLR, FXLRS and '20-later FXST), Touring and Trike models. (Does not fit '97-'99 FLSTS or models equipped with Softail Extended Reach Forward Controls.)

- |                     |                                 |
|---------------------|---------------------------------|
| <b>1. 34018-08</b>  | Slotted Black Anodized.         |
| <b>2. 34850-09</b>  | Skull.                          |
| <b>3. 33801-09</b>  | Harley-Davidson Script.         |
| <b>4. 33760-09</b>  | Slotted with Bar & Shield Logo. |
| <b>5. 33814-98A</b> | Round.                          |



C. CUSTOM GEAR SHIFT LINKAGES

# CRUISER 173

## Foot Controls

### D. PASSENGER FOOTPEG MOUNT KIT

A necessary addition when converting your solo seat model to a two-up passenger-carrying ride. Kit includes black mounting brackets and all necessary mounting hardware. Footpegs sold separately.

**50932-08**  
Fits '12-'17 FLS, FLSS and '08-'11 FLSTSB models.



D. PASSENGER FOOTPEG MOUNT KIT

### E. PASSENGER FOOTBOARD AND MOUNT KITS

Add passenger comfort and support. These complete kits include specially designed mounting stud/brackets for convenient bolt-on installation. Footboards fold up when not in use. Available in your choice of Original Equipment or mirror-chrome finish, these kits include footboard pans, rubber pads, mounting hardware and matching chrome or black footboard supports. NOTE: Passenger Footboard Kits cannot be used with Pivot Bolt Covers.

Fits '00-'17 Softail® models (except FLS, FLSS, FLSTF, FLSTFB, FLSTFBS, FLSTN, FLSTNSE, FLSTS, FLSTSB, FLSTSC, FLSTSE, FXS, FXSBSE, FXCW, FXCWC and FXSTD). '00-'15 FLSTC models require Saddlebag Bracket Relocation Kit P/N 90238-00.

**50602-00A** Black.  
**52715-04A** Chrome.

### F. PASSENGER FOOTBOARD SUPPORT KITS

Add the comfort and convenience of passenger footboards to your Softail motorcycle. These support kits are designed to allow installation of traditional D-shaped, Swept Wing, Tapered or Old-Style Passenger Footboards (sold separately) on Softail models. Kit includes left and right supports, footboard mount hinge pins and installation hardware.


Fits '00-'17 Softail models (except FLS, FLSS, FLSTF, FLSTFB, FLSTFBS, FLSTN, FLSTNSE, FLSTS, FLSTSB, FLSTSC, FLSTSE, FXS, FXSBSE, FXCW, FXCWC and FXSTD). '00-'15 FLSTC models require Saddlebag Bracket Relocation Kit P/N 90238-00.

**50459-06** Black.  
**50460-06** Chrome.

Fits '07-'17 FLSTF, FLSTFB, FLSTFBS, FXS and FXSTD models.  
**50399-07A** Black.




E. PASSENGER FOOTBOARD AND MOUNT KIT – BLACK



E. PASSENGER FOOTBOARD AND MOUNT KIT – CHROME



F. PASSENGER FOOTBOARD SUPPORT KIT – BLACK (50459-06 SHOWN)



F. PASSENGER FOOTBOARD SUPPORT KIT – CHROME (50460-06 SHOWN)



# 174 CRUISER

## Foot Controls

### A. MINI FOOTBOARD KITS

#### Fits rider position:

'02-'17 VRSC™ models with forward controls (except VRSCDX and VRSCF), '06-earlier XL, '07-'10 XL883, XL883C, XL883R, XL1200C and XL1200R, '07-'11 XL1200L, '91-'17 Dyna® (except FLD), and '84-'17 Softail® models with forward controls (except FXCW, FXCWC, FXS, FXSB, FXSBSE and FXSE).

#### Fits passenger position:

All models with H-D® male-mount passenger peg mounts (except '06-earlier VRSC, '03-earlier XL, '05-earlier Dyna and Softail models equipped with Shotgun exhaust). '84-'17 Softail models require separate purchase of Support Kit PN 50454-09. Does not fit passenger position on '18-later Softail models.

#### Fits highway peg position:

All models with frame-mount or engine guard-mount highway pegs (except Whiskers Adjustable Highway Bar P/N 50855-09 and 50865-09).

**50500139** Small 3" – Chrome.

**50500144** Small 3" – Gloss Black.

**50500109** Large 4" – Chrome.

**50500124** Large 4" – Gloss Black.

#### Also available:

#### PASSENGER FOOTBOARD SUPPORT KIT

Required for installation of Mini Footboards in the passenger position on many Softail motorcycles.

#### 50454-09

Required for installation of Mini Footboards P/N 50451-09, 50500109, 50500124, 50500139, 50500144 on '08-'17 Softail models. Does not fit FLS, FLSS, FLSTF, FLSTFB, FLSTFBS, FLSTN, FLSTSB, FXS, FXSBSE, FXSTD and Softail models with shotgun exhaust. FLSTC and FLSTS models require the separate purchase of Saddlebag Bracket Relocation Kit P/N 90238-00.



A. MINI FOOTBOARD KIT

### B. WHISKERS ADJUSTABLE HIGHWAY BAR\*

Fits '00-'17 Softail® models (except FXCW, FXCWC, FXS, FXSB, FXSBSE and FXSE) without ABS. Also fits '14-'15 FLSTNSE when Original Equipment engine guard is removed. Does not fit with Boom!™ Audio Cruiser Amp and Speaker Kit P/N 76262-08A, 76320-08A, 76321-09A, Heel Raiser Footpeg Kit P/N 50178-09 or Mini Footboard Kits P/N 50500109, 50500124, 50500139, 50500144 or 50451-09.

**50855-09** Chrome.

**50865-09** Gloss Black.



B. WHISKERS ADJUSTABLE HIGHWAY BAR – GLOSS BLACK

### C. REAR SADDLEBAG GUARDS – CHROME\*

Saddlebag guards provide a style borrowed from the past that makes a unique statement here and now. Includes mounting hardware and instructions.

#### 49261-00A

Fits '00-'17 FLST and FLSTC and '00-'05 FXST, FXSTB and FXSTS models. FLSTC models require Saddlebag Relocation Kit P/N 90238-00.

#### Also available:

**SADDLEBAG BRACKET RELOCATION KIT** (not shown) Required for installation of FLSTS Rear Saddlebag Guards P/N 49258-00A and FLSTC Rear Saddlebag Guard P/N 49261-00.

#### 90238-00

Fits '00-'17 FLSTC, FLSTS and FLSTSB models.



C. REAR SADDLEBAG GUARDS – CHROME (49261-00A SHOWN)

### D. ERGO JIFFY STAND

Kit replaces Original Equipment jiffy stand and includes stand bumper, bushing and all required mounting hardware.

#### 50000091

Fits '07-'17 Softail models (except FXSB, FXSBSE and FXSE). Stock on '15-'17 FLS, FLSS, FLSTFB, FLSTFBS, FLSTN and FLSTNSE models. Does not fit models equipped with Defiance footboards, Burst footboards or Rider Running Boards P/N 50500158.



B. WHISKERS ADJUSTABLE HIGHWAY BAR



D. ERGO JIFFY STAND



E. MUSTACHE ENGINE GUARD – CHROME




E. MUSTACHE ENGINE GUARD – GLOSS BLACK



F. ENGINE GUARD – CHROME



G. ENGINE GUARD – GLOSS BLACK



H. NOSTALGIC CURVED ENGINE GUARD – CHROME



I. SOFT LOWERS

# CRUISER 175

## Engine Guards

### E. MUSTACHE ENGINE GUARD\*

Combine classic shape and modern function for a unique twist on engine protection. The flow of this engine guard complements the bike's traditional style while the gracefully curved upper section incorporates highway pegs into the shape. The integrated rubber pads offer a comfortable and slip-resistant cushion for your feet while traveling the open road. One-piece engine guard kit includes all required mounting hardware.

Fits '00-'17 FL Softail® models.

**49140-05B** Chrome.

**49440-10** Gloss Black.

### F. ENGINE GUARD – CHROME\*

Protect your bike without sacrificing ground clearance or style. The one-piece engine guard is designed to complement the lines of the motorcycle and the bright chrome finish adds the perfect finishing touch.

#### 49004-00A

Fits '00-'17 FL Softail models.

#### 49200-07A

Fits '00-'17 FX Softail models (except models equipped with Extended Reach Forward Control Kit P/N 49171-04 or 49223-04). FXSE models require the removal of the stock Original Equipment Chin Spoiler.

#### 49004-90

Fits '86-'99 FL Softail models.

### G. ENGINE GUARD – GLOSS BLACK\*

A serious finish for serious riders. Before a black powder coat, these engine guards get an extra layer of protection from an E-Coat dip. So go on and install Engine Guard Mount Footpegs because this finish will go the distance.

#### 49023-02A

Fits '00-'17 FL Softail models.

### H. NOSTALGIC CURVED ENGINE GUARD – CHROME\*

The nostalgic curved shape adds classic style to functionality. Reminiscent of the vintage 1940s style, the one-piece chrome Engine Guard complements the lines of the classic style Softail Deluxe, Heritage Softail® Classic and FL Springer™ models.

#### 49037-05A

Fits '00-'17 FL Softail models. Compatible with Engine Footpeg Mount Kit P/N 49102-86T or 49144-86.

### I. SOFT LOWERS

Extend your riding season. Full-coverage Soft Lowers provide wind and mud protection for the rider's legs and boots and minimize cold updrafts as the weather changes. Covers are custom shaped to hug the engine guard to minimize flapping and they simply clip in place for speedy installation as the weather changes. Two-way zippered outer edge accommodates guard-mounted highway pegs in almost any position. Reflective piping provides added visibility and the rigid inner panel provides ample clearance around the foot controls.

#### 57100213

Fits '86-'17 FL Softail models equipped with Engine Guard P/N 49004-90 or 49004-00A. Does not fit Mustache or Nostalgic Engine Guards. Does not fit models with forward controls, Extended Reach Brake Lever or Extended Reach Shift Lever.



**\*WARNING:** Do not use highway pegs under normal stop and go operating conditions. Doing so could result in death or serious injury.



**\*WARNING:** Do not use highway pegs under normal stop and go operating conditions. Doing so could result in death or serious injury.



**\*WARNING:** Engine guards may provide limited leg and cosmetic vehicle protection under unique circumstances (fall over while stopped, very low speed slide). They are not made nor intended to provide protection from bodily injury in a collision with another vehicle or any other object.



# 176 CRUISER

Chassis Trim – Front End

## A. FRONT END KIT – CHROME

The front forks on a Harley-Davidson® motorcycle set the tone for the bike and can lead the way to a full-bore custom statement. So start customizing by adding chrome where it will have the most noticeable impact on the overall look of the bike, the front end. A perfect addition during the installation of Premium Ride or Profile® Low Front suspension components, this kit includes components necessary to completely chrome the front forks. Kit includes some or all of the following (Kit components vary depending on your model): Chrome Fork Sliders, Oil Seals, Chrome Fork Axle Retainer Nut Kit, Chrome Fork Slider Drain Screw Kit, Classic Chrome Front Axle Nut Cover Kit and Chrome Upper Fork Nut Covers. Chrome Front End Package price does not include labor or supplies.

### 45400006

Fits '12-'17 FLS, FLSS, FLSTF, FLSTFB and FLSTFBS, '09-'17 FLSTC and '07-'17 FLSTN models. Also fits '07-'08 FLSTC with separate purchase of front fork cover P/N 67830-09.

## B. LOWER FORK SLIDERS – CHROME

Competitively priced, these chrome-plated Lower Fork Sliders give your bike upfront style. To ensure proper fitment and function, these sliders are manufactured from Original Equipment components. Form follows function, with polished, chrome plating and a stamped Harley-Davidson logo for product identification. A perfect addition during the installation of Premium Ride or Profile Low Front suspension components, this kit includes right and left sliders and the bottom axle retainer. '07-later model kits also include chrome drain screws, axle retainer bolts and oil seals.

### 45500014

Fits '07-'17 FLS, FLSS, FLSTC and FLSTN and '08-'17 FLSTF, FLSTFB and FLSTFBS models.

### 46482-00

Fits '00-'06 FLST, FLSTC, FLSTF and FLSTN models.

### 45310-98

Fits '86-'99 FLSTC, FLSTF and FLSTN models.

### 46477-00

Fits '00-'05 FXDWG and '00-'06 FXST and FXSTB models.

Also available:

### FRONT FENDER HARDWARE KIT – CHROME

Finish the show-winning look with brilliant chrome hardware. Manufactured to Original Equipment specifications, this kit replaces the zinc-plated exposed front fender mounting bolts with chrome-plated socket head cap screws.

### 94415-05

Fits '93-'05 FXDWG and '91-'17 Softail® models (except Springer™, FXCW, FXCWC, FXSB, FXSBSE, FXSE and FXSTD). Does not fit with Billet Fork Slider Kit or Inverted Front End Kit.

## C. LOWER FORK SLIDERS – GLOSS BLACK

These gloss black coated sliders are the ultimate extension of your bike's "dark side" and make a perfect custom addition to your blacked-out FL Softail® model. Manufactured to Original Equipment specifications, the durable black coating is a great match to other H-D® black components. Add matching Gloss Black Upper Fork Slider Covers P/N 45591-02 for a complete look. A perfect addition during the installation of Premium Ride or Profile Low Front suspension components, this includes right and left sliders, bottom axle retainers, drain screws, axle retainer bolts and oil seals.

### 45500015

Fits '07-'17 FLS, FLSS, FLSTC, FLSTN and FLSTNSE, '08-'17 FLSTF, FLSTFB, FLSTFBS and '10-'12 FLSTSE models.



A. FRONT END KIT – CHROME (FAT BOY SHOWN)



B. LOWER FORK SLIDERS – CHROME



C. LOWER FORK SLIDERS – GLOSS BLACK



D. PROFILE LOW FRONT SUSPENSION – FL SOFTAIL



E. REAR LOWERING KIT



F. PROFILE LOW REAR SUSPENSION – CHROME



G. COMFORT FLEX REAR SHOCKS

# CRUISER 177

Suspension

## D. PROFILE® LOW FRONT SUSPENSION\*

Designed by Harley-Davidson to lower the front fork approximately 1.0" while preserving ride quality. The kit includes springs that are progressively wound for a compliant, yet controlled ride. Must only be installed on vehicles equipped with low-profile rear suspension.

### 54758-07

Fits '07-'17 FLS, FLSS, FLSTC and FLSTN, '08-'17 FLSTF, FLSTFB, FLSTFBS and '14-'17 FLSTNSE models. FLSTC, FLS (AUS/BRZ/APC), FLSTF and FLSTF Special (Europe/UK) models must also be equipped with Profile® Low Rear Suspension Kit P/N 54651-05, 54652-05 or 54001-04A.

## E. REAR LOWERING KIT\*

Provides low cost alternative to buying complete shocks. This kit is for the rider who simply wants to lower his or her bike inexpensively and have some ride height adjustability. Kit will lower seat height up to 1.0".

### 54001-04A

Fits '00-'17 Softail® models (except FLS, FLSS, FLSTFB, FLSTFBS, FLSTFSE, FLSTN, FLSTNSE, FLSTSB, FLSTSE, FXCW, FXCWC, FXS, FXSB, FXSBSE, FXSE, FXSTD and FXSTSSE). Also fits '12-'17 FLS models in AUS, BRZ and APC markets. Does not fit models equipped with Profile Lowering Kits P/N 54651-05, 54588-94 or 54652-05.

## F. PROFILE LOW REAR SUSPENSION\*

This suspension lowers the seat height approximately .75" while preserving ride quality. Spring and damping rates are tailored for Softail models to ensure a controlled ride. Shocks feature multi-staged damping to ensure optimal performance under varying conditions. Compatible with Profile Low Front Suspension.

### 54651-05 Chrome.

Fits '00-'17 FLSTC, FLSTB, FLSTF, FLSTS, FXST, FXSTB, FXSTC and FXSTS models. Also fits '10-'17 Fat Boy® Special model in UK, Europe, Brazil and select international markets that are factory-equipped with standard-height rear suspension.

## G. COMFORT FLEX REAR SHOCKS\*

For the rider willing to exchange the low-profile, slammed look for improved ride comfort. Standard-length shocks raise the seat height of a factory-lowered bike approximately 1.0" and deliver an improved ride through a longer stroke. Spring rates and damping are tailored to ensure a controlled ride and optimal performance under varying conditions.

### 54000041

Fits '05-'17 FLS, FLSS, FLSTFB, FLSTFBS, FLSTN, FLSTNSE, '05-'06 FLSTFSE, '08-'11 FLSTSB, '10-'12 FLSTSE, '07-'09 FXSTSSE, '03 FXSTDSE, '04 FXSTDSE and '07 FXSTD. Stock on '00-'17 FL and FX models equipped with standard height rear shocks. Cannot be used on models equipped with Profile Low Front Suspension Kits.



**\*WARNING:** The Profile Low Front Spring Kit cannot be used independently and must be used with the appropriate Profile Rear Shock Lowering Kit. Installation of any accessory suspension components may affect cornering clearance and jiffy stand operation. This could distract the rider, causing loss of control and death or serious injury.



**\*WARNING:** Installation of any accessory suspension components may affect cornering clearance and jiffy stand operation. This could distract the rider, causing loss of control and death or serious injury.

SOFTAIL



# 178 CRUISER

Chassis Trim

## A. PREMIUM TANK PANEL WITH POUCH

This leather tank panel features an over-sized pouch for convenient, at your fingertips storage. The heavy duty leather pouch will maintain its shape for miles to come while the bold chrome Bar & Shield medallion sits proudly on the flap for all to admire.

**91135-09**  
Fits '93-'08 FXDWG, '06 FXD35, '07-'17 FXDC and FXDF and '00-'17 Softail® models (except FLS, FLSS, FLSTNSE, FLSTSB, FLSTSE, FXCW, FXCWC, FXS, FXSB, FXSBSE, FXSE, FXSTD, FXSTSSE, '09-'17 FLSTC and '06 FLSTFSE). '93-'03 FXDWG models require the separate purchase of Clip P/N 10102 and O-Ring P/N 11174.

## B. LEATHER TANK PANEL WITH FAT BOY® CONCHO

Give your Softail model additional attitude with this leather tank panel featuring an authentic Fat Boy® concho.

**91134-01**  
Fits '93-'03 FXDWG and '00-'17 Softail models (except FLS, FLSS, FLSTNSE, FLSTSB, FLSTSE, FXCW, FXCWC, FXS, FXSB, FXSBSE, FXSE, FXSTD, FXSTSSE, '06 FLSTFSE and '09-'17 FLSTC).

## C. DASH PANEL EXTENSION – CHROME

Stretch the lines of your chrome dash panel the full length of the fuel tank. This chrome-plated trim kit continues the lines and finishes of your standard tank panel to the front of the seat, adding a custom touch without the expense of a custom tank.

**71283-01**  
Fits '00-'17 Softail models (except FLS, FLSS, FLSTNSE, FLSTSB, FLSTSE, FXCW, FXCWC, FXS, FXSB, FXSBSE, FXSE, FXST-Aus, FXSTD, FXSTSSE, '06 FLSTFSE and '09-'17 FLSTC models).

## D. UPPER FORK SLIDER COVERS – CHROME

Brilliant chrome accents for the upper fork legs. Perfect for finishing off that chromed front end look. When used with H-D® Genuine Motor Accessory Chrome Lower Fork Sliders, you've got a front end that's completely chromed and an appearance that's utterly impressive.

**45963-97**  
Fits '49-'84 FL, '86-'17 FLS, FLSS, FLST, FLSTC, FLSTF (except '07), FLSTFB, FLSTFBS and FLSTN and '80-'13 Touring and Trike models. Stock on FLSTNSE and FLSTSE models.

## E. UPPER FORK SLIDER COVERS – GLOSS BLACK

The classic Harley-Davidson® motorcycle color is black. It shows your attitude, your feelings and your desire to be different from the rest. These gloss black accessories are the ultimate extension of the Harley-Davidson philosophy. Manufactured from Original Equipment components, these parts provide superior fit and finish.

**45591-02**  
Fits '49-'84 FL, '86-'17 FLS, FLSS, FLST, FLSTC, FLSTF (except '07), FLSTFB, FLSTFBS, FLSTNSE and FLSTN, '10-'12 FLSTSE and '80-'13 Touring and Trike models.

## F. TEARDROP FRONT FORK ROCKER COVER KIT

Nostalgic chrome-plated styling that seems to be in constant motion. Easily installs on Heritage Springer™ models without removing wheel.

**43161-97**  
Fits '97-'03 FLSTS and '05-'07 FLSTSC models.

## G. ABS FRONT WHEEL SPACERS

It is all in the details. Complete your total front end with these wheel spacers in mirror chrome finish. Manufactured to the Original Equipment tolerances, they deliver the exact fitment and custom shine. Chrome is Original Equipment on FLSTNSE

**43300010** Chrome.  
Fits '11-'17 FLS, FLSS, FLSTF, FLSTC and FLSTN models with ABS brakes. FLSTC and FLSTN models require removal of Original Equipment hub cap.

## H. ABS HARNESS COVER – CHROME

Dress your ABS-equipped Softail model in style. Shaped to conceal the ABS wheel speed sensor harness, this bracket mounts to the brake caliper tabs on the lower fork sliders. The mirror chrome finish complements the Original Equipment satin polished sliders or serves as the final finishing touch to a complete chrome front end.

**32700002**  
Fits '11-'17 Softail® models (except FXCWC, FXSB and FXSBSE) equipped with ABS.



A. PREMIUM TANK PANEL WITH POUCH



B. LEATHER TANK PANEL WITH FAT BOY CONCHO



C. DASH PANEL EXTENSION – CHROME



D. UPPER FORK SLIDER COVERS – CHROME



E. UPPER FORK SLIDER COVERS – GLOSS BLACK



F. TEARDROP FRONT FORK ROCKER COVER KIT



G. ABS FRONT WHEEL SPACERS – CHROME



H. ABS HARNESS COVER – CHROME



I. FORK COVER KIT – CHROME



J. FORK COVER SIDE PANELS – CHROME



K. FORK COVER ACCENT STRIP KIT – CHROME



L. TIE-DOWN BRACKETS – CHROME



M. FORK COVER ACCENT STRIPS – GLOSS BLACK

# CRUISER 179

Chassis Trim – Front End

## I. FORK COVER KIT – CHROME

Replace your factory-original satin fork covers with these brilliant, triple chrome-plated versions for a custom mirror-like shine.

**67890-91C**  
Fits '86-'08 FLST, FLSTF and FLSTFB and '93-'17 FLSTN models. Does not fit FLSTC with Original Equipment light bar or models with Auxiliary Lighting Kit P/N 69287-07 or 68000026.

## J. FORK COVER SIDE PANELS – CHROME

Complete the chrome finish of the Softail® Deluxe model Fork Cover. These side panels replace the polished panels that wrap around the rear of the triple tree. Easy to install, this kit includes left and right side panels.

**66441-05**  
Fits '09-'17 FLS, FLSS and FLSTC, '07-'17 FLSTF, FLSTFB, FLSTFBS and '05-'17 FLSTN models. Stock on FLSTNSE.

## K. FORK COVER ACCENT STRIP KIT – CHROME

Sometimes the best ideas come from you, our fellow riders, like this chrome accent strip. This kit is designed to add the ultimate complement to the already popular Chrome Fork Cover Kit by accenting the sides with beautiful chrome-plated aluminum strips. Kit includes chrome hardware.

**67891-99**  
Fits '86-'11 FLSTF and FLSTFB and '93-'96 FLSTN models with Chrome Fork Cover Kit P/N 67890-91C or 66440-05. Stock on '12-'17 FLS, FLSTF and FLSTFB. Does not fit with passing lamps and windshields.

## L. TIE-DOWN BRACKETS – CHROME

Simplify the process of securing your bike to a trailer or bike lift. These stylish chrome Tie-Down Brackets mount cleanly to the front fork cover and offer a secure method to connect tie-down straps. Moving the tie-down point from the handlebar to the triple tree area reduces wear on the handlebar bushings and ensures a consistent easy-to-access mounting point. Just add Harley-Davidson® Ratchet Straps and Soft Hooks and you're ready to go.

**93500006**  
Fits '02-'17 FLS, FLSS, FLSTC, FLSTF, FLSTFB and FLSTFBS, '95-later FLHR and FLHRC, '95-'13 FLHT, FLHTC and FLHX, '10-'13 FLHTCU and FLHTK, '10-'12 FLHXSE and '10-'12 FLHTCUSE, FLS, FLSS, FLSTF, FLSTFB and FLSTFBS models without a windshield require separate purchase of Hardware Kit P/N 91800030.

## Shown with: TIE-DOWN BRACKET HARDWARE KIT

Kit includes 4 button-head bolts required for installation of Chrome Tie-Down Brackets P/N 93500006 on specified models.

**91800030**  
Required for installation of Chrome Tie-Down Bracket Kit P/N 93500006 on '00-'17 FLS, FLSS, FLSTF, FLSTFB and FLSTFBS models without windshields.

## M. FORK COVER ACCENT STRIPS – GLOSS BLACK

These strips are designed to add the ultimate complement to the Gloss Black Fork Cover Kit. Finished in matching rich black, these extruded aluminum pieces fill the gap between the front and rear covers that is created when the passing lamps are removed. Strips are sold individually and two are required for a complete installation.

**68055-10BHP**  
Fits '86-'17 FLS, FLSS, FLST, FLSTC, FLSTF, FLSTFB and FLSTFBS '93-'96 FLSTN models with Gloss Black Fork Cover Kit P/N 48608-09. (Does not fit with passing lamps or windshields.)

## Shown with: HEADLAMP SHELL – GLOSS BLACK

Add to the sinister look of your blacked-out Softail® motorcycle. Manufactured from Original Equipment components, this gloss black headlamp housing replaces the chrome headlamp shell for a custom look. Shell includes wiring harness and connector and accepts the Original Equipment headlamp, trim ring and mounting hardware.

**73294-10**  
Fits '86-'17 FLS, FLSS, FLST, FLSTC, FLSTF, FLSTFB and FLSTFBS and FLSTN models in domestic and right-hand drive markets.

SOFTAIL



# 180 CRUISER

Chassis Trim – Front End

## FRONT AXLE NUT COVERS

Cover the front axle in style. Available in your choice of styles, these custom Axle Nut Covers look great with Original Equipment satin-finish fork sliders or add the finishing touch to a complete chrome or blacked-out front end. Easy-to-install kits include all necessary mounting hardware. Sold in pairs.

Fits '02-'11 VRSC™ (except VRSCF and VRSCR), '15-'20 XG, '08-later XL, '08-'17 Dyna®, '07-later Softail® (except Springer™, FLSTNSE, FXCW, FXCWC, FXSB, FXSBSE, FXSE, FXST-Aus, and FXSTD) and '08-later Touring and Trike models. '18-later FLDE, FLFB, FLFBS, FLHC, FLHCS, FLSB, FLSL, FXBB, FXBBS, FXBR, FXBRS and FXLR models require separate purchase of Front Axle Adapter Kit P/N 43000090. '19-'20 FXDRS, '18-later FXFB and FXFBS and '20-later FXLRS and FXLRST models. require separate purchase of Front Axle Adapter Kit P/N 43000159.

## A. DOMINION™ COLLECTION

Express your bold, renegade attitude. The machined aluminum Dominion™ Collection Front Axle Nut Covers add style to the front of the bike and are the perfect complement to other Dominion Collection accessories.

**43000124** Gloss Black.

**43000123** Bronze.

## B. FRONT AXLE NUT COVERS

**1. 44117-07A** Chrome – Die-cast.

**44116-07A** Chrome – Billet.

**2. 43000026** Gloss Black – Die-cast.

**43428-09** Gloss Black – Billet.

**3. 43000177** H-D Motor Co. – Black.

**4. 44148-07A** H-D Motor Co. – Chrome.

**5. 44114-07** Aluminator.

**Also available:**

### Willie G Skull

Fits '02-'11 VRSC (except VRSCF and VRSCR), '15-later XG, '08-later XL (except '16-later XL1200X and XL1200XS), '08-'17 Dyna, '07-later Softail (except Springer, FLSTNSE, FXCW, FXCWC, FXSB, FXSBSE, FXSE, FXST-Aus, and FXSTD) and '08-later Touring and Trike models. '18-later FLDE, FLFB, FLFBS, FLHC, FLHCS, FLSB, FLSL, FXBB, FXBR, FXBRS, FXLR and FXST models require separate purchase of Front Axle Adapter Kit P/N 43000090. '22-later FXLRST, '20-later FXLRS, '19-later FXDRS and '18-later FXFB and FXFBS models require separate purchase of Front Axle Adapter Kit P/N 43000159.

**6. 43000096** Black.

**7. 43163-08A** Chrome.

### Brass Collection

#### 8. 43000046

Fits '02-'11 VRSC (except VRSCF and VRSCR), '15-later XG, '08-later XL (except '16-later XL1200X and XL1200XS), '08-'17 Dyna, '07-later Softail (except Springer, FLSTNSE, FLSB, FXCW, FXCWC, FXDRS, FXFB, FXFBS, FXLRS, FXSB, FXSBSE, FXSE, FXST-Aus, and FXSTD) and '08-later Touring and Trike models. '18-later FLDE, FLFB, FLFBS, FLHC, FLHCS, FLSL, FXBB, FXBR, FXBRS, FXLR and FXST models require separate purchase of Front Axle Adapter Kit P/N 43000090. '22-later FXLRST, '20-later FXLRS, '19-later FXDRS and '18-later FLSB, FXFB and FXFBS models require separate purchase of Front Axle Adapter Kit P/N 43000159.

**Also available:** (not shown)

## FRONT AXLE NUT COVERS

Fits '88-'07 XL, '91-'03 FXD, FXDX, FXDXT, FXDL, FXDSCONV, '93-'05 FXDWG, '88-'07 FXR, '87-later FLXR, FXRS-SP and FXWG, '84-'06 Softail (except Springer and FXSTD) and '80-'99 Touring models.

**43899-86A** Chrome – Die-cast.



A. DOMINION FRONT AXLE NUT COVERS – GLOSS BLACK



A. DOMINION FRONT AXLE NUT COVERS – BRONZE



B. FRONT AXLE NUT COVERS



C. DOMINION FORK NUT COVERS – GLOSS BLACK



D. DEFIANCE COLLECTION UPPER FORK STEM COVERS – CHROME



D. DEFIANCE COLLECTION UPPER FORK STEM COVERS – GLOSS BLACK



D. DEFIANCE COLLECTION UPPER FORK STEM COVERS – BLACK MACHINE CUT



E. UPPER FORK NUT COVERS – CHROME

# CRUISER 181

Chassis Trim – Front End

## C. DOMINION™ COLLECTION FORK NUT COVERS

Top it off with style. These easy-to-install Fork Stem Covers top of the triple tree for a cohesive look. A perfect complement to other Dominion™ Collection Accessories, these Fork Nut Covers provide the finishing touch to your bike's front end. Sold in pairs.

Fits '06-'17 Dyna® models (except FXDB and FXDSE) and '18-later Softail® models (except FXDRS, FXFB, FXFBS, FXLRS, FXLRST and FLSB). Also fits '88-'13 XL (except XL1200CX, XL1200X, XL883N) '95-'05 FXD, '93-'05 FXDL, '16-later FXDLS, '94-'05 FXDS-CONV, '90-'17 FLS, FLSS, FLSTF, FLSTFB, FLSTFBS and FLSTN, and '86-'17 FLSTC models.

**45800117** Gloss Black.

## D. DEFIANCE COLLECTION UPPER FORK STEM COVERS

Top it off with style. These easy-to-install Fork Stem Covers continue the Defiance Collection to the top of the triple tree for a cohesive look. The deep radial grooves define the style of the Defiance Collection, and the choice of chrome, black or machine cut finishes complement your bike's polished, chrome or blacked-out front end components. Sold in pairs.

Fits '06-'17 Dyna models and '18-later Softail models (except FXDRS, FXFB, FXFBS, FXLRS, FXLRST and FLSB). Also Fits '88-'13 XL (except XL1200CX, XL1200X, XL883N) '95-'05 FXD, '93-'05 FXDL, '16-later FXDLS, '94-'05 FXDS-CONV and '90-'17 FLS, FLSS, FLSTF, FLSTFB, FLSTFBS and FLSTN and '86-'17 FLSTC models.

**45500514** Chrome.

**45500515** Gloss Black.

**45500516** Black Machine Cut.

## E. UPPER FORK NUT COVERS – CHROME

Highlighted with a unique Bar & Shield logo, these polished triple chrome-plated covers add an additional clean looking appearance to your upper fork. Kit comes complete with three covers, mounting hardware and wrench for easy, on-the-spot installation.

### 46129-98B

Fits '06-'17 Dyna models (except FLD, FXDB and FXDSE), '88-'13 XL (except XL883C, XL1200C and XL1200S), '95-'05 FXD, '93-'05 FXDL, '16-'17 FXDLS, '94-'05 FXDS-CONV and '90-'17 FLS, FLSS, FLSTF, FLSTFB, FLSTFBS and FLSTN and '86-'17 FLSTC models.

SOFTAIL



# 182 CRUISER

Chassis Trim – Brakes

## A. BRAKE BLEEDER AND BANJO BOLT COVERS

### 1. Brake Bleeder Screw Cover

This cover adds chrome to the unfinished bleeder valve on all stock H-D® calipers. Package of two.

**43834-98**

Fits '84-later stock calipers (except XG and XR models).

### 2. Chrome Banjo Bolt Cover

Die-cast chrome cover provides a custom look to your stock banjo bolts. Fits banjo bolts on front and rear brake master cylinders and front and rear calipers. Installs in seconds.

**32715-98**

Fits '84-later models with stock master cylinders and calipers. (Does not fit VRSC™ Rear Master Cylinder, '06-'17 VRSC calipers, '15-later XG, '04-later XL, or '08-later Dyna®, Softail®, Touring and Trike models.)



A. BRAKE BLEEDER AND BANJO BOLT COVERS

## B. FORK AXLE RETAINER NUT KIT – CHROME

It's the details that count. Complete the chrome transformation by adding this finishing touch to your chrome fork sliders. This Axle Retainer Nut Kit includes the stylish chrome-plated nuts and chrome lockwashers necessary to replace the stock hardware.

**45813-03**

Fits '91-'05 FXDWG, '86-'07 FLST, FLSTC, FLSTF and FLSTN, '91-'07 FXST and FXSTB, and '84-'13 Touring and Trike models.



B. FORK AXLE RETAINER NUT KIT – CHROME

C. FORK SLIDER DRAIN SCREW KIT – CHROME

## C. FORK SLIDER DRAIN SCREW KIT – CHROME

It's the details that count. Complete the chrome transformation by adding this finishing touch to your chrome fork sliders. This Fork Slider Drain Screw Kit includes two chrome-plated drain screws and the seals required to replace the stock hardware.

**45848-03**

Fits '93-'05 FXDWG, '87-'17 Softail (except Springer™, FXCW, FXCWC, FXSB, FXSBE, FXSE and FXSTD) and '87-'13 Touring and Trike models.

## D. CUSTOM CALIPER BOLT COVER KIT

Cover your 12-point caliper bolts in chrome. These easy-to-install chrome covers are held firmly in place with a steel spring clip and are styled to match the Chrome Rocker Box Bolt and Headbolt Covers.

**40955-05** Four Large and Two Small Covers.

Fits '00-later front brake calipers (except Springer models, '06-later VRSC, '04-later XL, '15-later XG, '16-'17 FXDLS, '18-later Softail, '08-later Touring and Trike and models equipped with caliper covers). Also fits rear calipers on '06-'17 Softail models (except FXCW, FXSE).

**40959-05** Three Large and Two Small Covers.

Fits '00-later rear brake calipers (except Springer, '06-later VRSC, '04-later XL, '15-later XG, '16-'17 FXDLS, '18-later Softail, '08-later Touring and Trike and models equipped with caliper covers). Also fits rear calipers on '06-'17 Softail models (except FXCW, FXSE).



D. CUSTOM CALIPER BOLT COVER KIT (40955-05 SHOWN)

## E. BRAKE CALIPER INSERTS

Easy-to-install inserts add a finishing touch to the front and rear brake calipers. Select a style that follows your custom direction. Self-adhesive backing.

Fits '00-later front and rear brake calipers on all models (except Springer front, '06-later VRSC, '15-later XG, '04-later XL, '18-later Softail rear caliper, and '08-later Touring and Trike).

**44477-99** Classic Chrome.

**44476-99** Harley-Davidson Script.



E. BRAKE CALIPER INSERT – CLASSIC CHROME



E. BRAKE CALIPER INSERT – HARLEY-DAVIDSON SCRIPT

# CRUISER 183

Chassis Trim – Brakes

## F. BRAKE CALIPER KIT – RED

Dress your bike in the latest high-performance look. Brilliant red calipers make a powerful visual statement and set your bike apart from the ordinary. Manufactured from Original Equipment components for proven performance, these calipers will add a stylish touch to the stock bike or add the perfect finish to a complete custom equipped with chrome or blacked-out wheels, rotors and fork sliders.

**41300152** Front – Single Disc.

Fits '15-later Softail® models (except FXLRS, FXDRS, FXFB, FXFBS, FXSE). Kit includes brake pads.

## G. BRAKE CALIPER KIT – CHROME

Add the shine of chrome to your front end with this highly polished Chrome Front Brake Caliper Kit. Manufactured from Original Equipment components for proven performance, these calipers are a great addition to the stock front end or add the finishing touch to a complete custom with chrome wheels, rotors and chrome fork sliders.

**41300148** Front – Single Disc.

Fits '15-later Softail models (except FXDRS, FXFB, FXFBS, FXSE). Kit includes brake pads.

**44395-08** Front – Single Disc.

Fits '08-'17 Dyna® (except FXDF, FXDLS and '14-'17 FXDL) and '08-'14 Softail models (except Springer) equipped with single disc front brakes. Brake pads sold separately.

**44395-00A** Front – Single Disc.

Fits '00-'03 XL, '00-'07 Dyna and '00-'07 Softail models (except Springer™) equipped with single disc front brakes. Brake pads sold separately.

**42047-08** Rear.

Fits '08-'17 Dyna and Softail models. Brake pads sold separately.

**Shown with:**

## REAR CALIPER BRACKET – CHROME

Complete a chrome rear brake conversion. This Rear Caliper Bracket sets your ride apart from the others by replacing the painted black mount with brilliant chrome. Manufactured from the Original Equipment components for exact fit, this mount will bolt to the existing mounting location.

**42048-08** Fits '08-'17 Softail models.



F. FRONT BRAKE CALIPER KIT – RED (41300152 SHOWN)



G. FRONT BRAKE CALIPER KIT – CHROME (41300148 SHOWN WITH CLASSIC CHROME CALIPER INSERT)



G. FRONT BRAKE CALIPER KIT – CHROME (44395-08 SHOWN WITH CLASSIC CHROME CALIPER INSERT)



G. FRONT BRAKE CALIPER KIT – CHROME (41300148 SHOWN)



G. FRONT BRAKE CALIPER KIT – CHROME (44395-08 SHOWN)



G. REAR BRAKE CALIPER KIT – CHROME (SHOWN WITH CHROME REAR CALIPER BRACKET)

SOFTAIL



# 184 CRUISER

Chassis Trim – Rear End

## A. CONTOURED FRAME INSERTS

These Contoured Frame Inserts are shaped to fill the frame recesses that surround the swingarm pivot bolt. Adhesive backed for easy installation.

**48211-08** Chrome.  
Fits '08-'17 Softail® models (except FXCW, FXCWC, FXSB and FXSBSE).

**48212-08** Chrome.  
Fits '08-'17 FXCW, FXCWC, FXSB and FXSBSE and '16-later FXSE models.

## B. SOFTAIL® FRAME TRIM SET

These easy-to-install chrome-plated trim plates fit into the recesses at the rear of the Softail frame and add a bright finishing touch. To complete the look, add a set of chrome Swingarm Pivot Bolt Covers (sold separately).

**47300-88T**  
Fits '84-'17 Softail models (except '00-'17 FLSTF, FLSTFB, FLSTFBS, FLSTN, FLSTSB and FXSTD models equipped with shotgun exhaust).

## C. SOFTAIL FRAME INSERT AND PIVOT BOLT KIT

Chrome rear frame inserts get you going on the road toward the perfect Softail. Kit includes Swingarm Pivot Bolt Covers and Frame Inserts. Easy installation kit.

**48452-00**  
Fits '00-'07 FLSTF, FLSTN and FXSTD models. Does not fit FXSTDSE.

## D. SWINGARM PIVOT BOLT COVERS

Cover your swingarm pivot bolt with distinctive styling. Available in your choice of mirror chrome or gloss black finish, this kit includes set screws and Allen® wrench for easy installation (sold in pairs).

Fits '08-'17 Softail® models (except FXCW, FXCWC, FXSB, FXSBSE, FXSE and FXST-Aus) and models equipped with Passenger Footboard Kits.

**47660-09** Chrome – Die-cast.

**47612-08** Chrome – Billet.

**47649-09** Gloss Black – Billet.

Fits '00-'07 Softail models (except FLSTF, FXSTD and models with Passenger Footboard Kit).

**43462-00** Chrome – Die-cast.

Fits '84-'99 Softail models (except FLSTS).

**43897-86B** Chrome – Die-cast.

## E. SWINGARM PIVOT BOLT COVERS – WILLIE G SKULL COLLECTION

The menacing raised skull with black-filled eyes leaps from a field of chrome. The surrounding Harley-Davidson Motorcycles script is the perfect finishing touch. This easy-to-install kit includes left and right pivot bolt covers and necessary mounting hardware.

**47663-09**  
Fits '08-'17 Softail models (except FXCW, FXCWC, FXSB, FXSBSE, FXSE and FXST-Aus).

**43235-08**  
Fits '00-'07 Softail models (except FLSTF, FXSTD and models with Passenger Footboard Kit).

## F. SWINGARM PIVOT BOLT COVERS – HARLEY-DAVIDSON MOTOR CO. LOGO

Die-cast, chrome-plated with black Harley-Davidson Motor Co. logo. Includes set screws and Allen wrench for easy installation (sold in pairs).

**47630-09**  
Fits '08-'17 Softail models (except FXCW, FXCWC, FXSB, FXSBSE, FXSE and FXST-Aus).

## G. SWINGARM PIVOT BOLT COVERS – BRASS COLLECTION

Manufactured from solid brass, these heritage-finished covers feature a natural antique finish that will age and patina when exposed to the elements. Kit includes mounting hardware.

**61400346**  
Fits '08-'17 Softail models (except FXCW, FXCWC, FXSB, FXSBSE, FXSE and FXST-Aus. and models equipped with Passenger Footboard Kits).



A. CONTOURED FRAME INSERTS



B. SOFTAIL FRAME TRIM SET



C. SOFTAIL FRAME INSERT AND PIVOT BOLT KIT



D. SWINGARM PIVOT BOLT COVERS – CHROME



D. SWINGARM PIVOT BOLT COVERS – GLOSS BLACK



E. SWINGARM PIVOT BOLT COVERS – WILLIE G SKULL COLLECTION



F. SWINGARM PIVOT BOLT COVERS – HARLEY-DAVIDSON MOTOR CO. LOGO



G. SWINGARM PIVOT BOLT COVERS – BRASS COLLECTION



H. UPPER BELT GUARD – CHROME



I. SHOR'TEE UPPER BELT GUARD – GLOSS BLACK



J. LOWER BELT GUARD – CHROME (60654-07A SHOWN)



J. LOWER BELT GUARD – GLOSS BLACK (57100179 SHOWN)

# CRUISER 185

Chassis Trim – Rear End

## H. UPPER BELT GUARD – CHROME

Hand-polished and chrome-plated to replace your factory-equipped painted upper belt guard.

**60867-08**  
Fits '07-'17 FLS, FLSS, FLSTFB, FLSTFBS, FLSTSB, FLSTSC, FXCW, FXS, FXSB, FXSE, FXST and FXSTB models. Stock on many '07-'17 Softail® models.

## I. SHOR'TEE UPPER BELT GUARD – GLOSS BLACK

Give your Softail motorcycle a unique stylish look. Designed as a direct replacement for the Original Equipment upper belt guard, this slotted steel guard adds a minimalistic "bobbed" look to the bike's profile. With its cut-down length and turned-up tail, this Upper Belt Guard is the ultimate extension of your bike's personality. Kit includes all required mounting hardware.

**60300004**  
Fits '08-'17 Softail models.

## J. LOWER BELT GUARD

This handsome formed steel guard replaces the Original Equipment plastic debris deflector, providing a rich smooth surface that complements the swingarm and frame. Available in chrome or gloss black finish, this complete kit includes all required mounting hardware.

Fits '07-'17 FLS, FLSS, FLSTC, FLSTN, FLSTNSE, FXS, FXSB, FXSBSE, FXSE and FXSTD models.

**60654-07A** Chrome.

**57100179** Gloss Black.

Fits '07-'17 FLSTF, FLSTFB, FLSTFBS, FLSTSB, FXST, FXSTB and FXSTC, '14-'15 FLSTNSE, '10-'12 FLSTSE, '16-'17 FXSE and '07-'08 FXSTSSE. Chrome version stock on '14-'15 FLSTNSE, '10-'12 FLSTSE and '07-'08 FXSTSSE models.

**60655-07A** Chrome.

Fits '00-'06 Softail models (except '06 FXST, FXSTB and FXSTS).

**60316-00A** Chrome with H-D Script Logo.

SOFTAIL



# 186 CRUISER

Chassis Trim – Rear End

## REAR AXLE NUT COVERS

Cover your rear axle nut in the most traditional way. These Rear Axle Cover Kits complement the matching Front Axle Nut covers. Easy to install, these cover kits include necessary mounting hardware. Sold in pairs.

### A. REAR AXLE NUT COVERS

Fits '08-'17 Dyna® and '08-later Softail® models (except FXCW, FXCWC, FXSB, FXSBSE, FXSE, FXST-Aus, and '18-later FLFB, FLFBS, FLSB, FXBR, FXBRS and FXDRS).

**41705-09** Chrome – Die-cast.

**43422-09** Gloss Black – Billet.

Fits '00-'07 Softail models (except FLSTS and FLSTSC). (Will not fit with saddlebags.)

**44256-01** Chrome – Die-cast.

Fits '09-'11 FXCW and FXCWC, '13-'17 FXSB and FXSBSE, and '16-'17 FXSE models.

**43000051** Chrome – Billet.

**43000052** Gloss Black – Billet.



**A. REAR AXLE NUT COVERS – CHROME (44256-01 SHOWN)**



**A. REAR AXLE NUT COVERS – GLOSS BLACK (43422-09 SHOWN)**



**A. REAR AXLE NUT COVERS – GLOSS BLACK (43000052 SHOWN)**



**B. REAR AXLE NUT COVERS – SATIN CHROME**



**C. REAR AXLE NUT COVERS – BRASS COLLECTION**



**D. REAR AXLE NUT COVERS – WILLIE G SKULL**



**E. REAR AXLE NUT COVERS – H-D MOTOR CO. LOGO, CHROME**



**F. REAR AXLE NUT COVERS – H-D MOTOR CO. LOGO, GLOSS BLACK**

### B. REAR AXLE NUT COVERS – SATIN CHROME

Cover your rear axle nut in the most traditional way. Finished in rich satin chrome, these easy-to-install rear axle covers are a subtle addition to blacked-out finishes. Kit includes necessary mounting hardware. Sold in pairs.

**43000110**

Fits '08-'17 Dyna and '08-later Softail models (except FXCW, FXCWC, FXSB, FXSBSE, FXSE, FXST-Aus and '18-later FLFB, FLFBS, FLSB, FXBR, FXBRS and FXDRS).

### C. REAR AXLE NUT COVERS – BRASS COLLECTION

Cover your rear axle nut in the most traditional way. Artistically manufactured from solid brass, these components feature a natural antique finish that will age and patina when exposed to the elements. Brass Collection Rear Axle Nut Covers complement the matching Front Axle Nut covers. Easy-to-install kits include all necessary mounting hardware. Sold in pairs.

**43000050**

Fits '08-'17 Dyna and '08-later Softail models (except FXCW, FXCWC, FXSB, FXSBSE, FXST-Aus and '18-later FLFB, FLFBS, FLSB, FXBR, FXBRS and FXDRS).

### D. REAR AXLE NUT COVERS – WILLIE G SKULL

**41706-09A**

Fits '08-'17 Dyna and '08-later Softail models (except FXCW, FXCWC, FXSB, FXSBSE, FXSE, FXST-Aus, and '18-later FLFB, FLFBS, FLSB, FXBR, FXBRS and FXDRS).

**43221-08**

Fits '00-'07 later Softail models.

### E. REAR AXLE NUT COVERS – H-D MOTOR CO. LOGO, CHROME

**41704-09**

Fits '08-'17 Dyna and '08-later Softail models (except FXCW, FXCWC, FXSB, FXSBSE, FXSE, FXST-Aus, and '18-later FLFB, FLFBS, FLSB, FXBR, FXBRS and FXDRS).

### F. REAR AXLE NUT COVERS – H-D MOTOR CO. LOGO, GLOSS BLACK

Cover the axle in style. Drenched in gloss black and trimmed with deep cut, silver-filled Harley-Davidson Motor Co. lettering, these Axle Nut Covers are an aggressive twist on a classic style. The covers look great with Original Equipment satin-finish fork sliders or are the perfect finishing touch to complete a blacked-out front or rear end. These easy-to-install kits include all necessary mounting hardware. Sold in pairs.

**43000178**

Fits '08-'17 Dyna and '08-later Softail models (except FXCW, FXCWC, FXSB, FXSBSE, FXSE, FXST-Aus, and '18-later FLFB, FLFBS, FLSB, FXBR, FXBRS and FXDRS).



**G. DOMINION REAR AXLE NUT COVERS – GLOSS BLACK**



**H. BAR & SHIELD REAR AXLE COVERS (42069-08 SHOWN)**



**H. BAR & SHIELD REAR AXLE COVERS (44345-09 SHOWN)**



**I. REAR AXLE COVERS – CHROME**



**J. REAR AXLE ADJUSTER HARDWARE – CHROME**

# CRUISER 187

Chassis Trim – Rear End

## G. DOMINION™ COLLECTION REAR AXLE NUT COVERS

Express your bold, renegade attitude. The machined aluminum Dominion™ Collection Rear Axle Nut Covers add style to the front of the bike and are the perfect complement to other Dominion Collection accessories.

**43000129** Gloss Black.

Fits '08-'17 Dyna® and '08-later Softail® models (except FXCW, FXCWC, FXSB, FXSBSE, FXSE, FXST-AUS and '18-later FLFB, FLFBS, FLSB, FXBR, FXBRS and FXDRS).

## H. BAR & SHIELD REAR AXLE COVERS

Add a sweep of chrome to the rear of the swingarm. This mirror-finished cover hides the axle head and the rear of the swingarm (sold in pairs).

**42069-08**

Fits '08-'17 Softail models (except FLSTF, FLSTFB, FLSTFBS, FXCW, FXCWC, FXSB, FXSBSE and FXSE). Will not fit with saddlebags.

**44345-09**

Fits '08-'11 FXCW and FXCWC models. Will not fit with saddlebags.

## I. REAR AXLE COVERS – CHROME

Traditional wedge-shaped rear axle covers follow the triangular lines of the Softail swingarm and conceal the swingarm tail for a clean, custom look. This kit includes left and right covers, complementing trim discs and all required mounting hardware.

**47596-91B**

Fits '87-'07 Softail models (except FLSTS). Will not fit with saddlebags.

## J. REAR AXLE ADJUSTER HARDWARE – CHROME

Highly polished and chrome-plated hex-head bolts replace the standard hardware for a custom look. Manufactured to Original Equipment specifications to ensure fit and performance, this kit is the perfect addition to a chrome or painted swingarm.

**41202-08** Fits '08-'17 Softail models.

SOFTAIL



# 188 CRUISER

Chassis Trim

## A. BAR & SHIELD LOGO COIL COVER

Featuring a radical open-face design with a Bar & Shield logo silhouette, this chrome coil cover matches chrome Voltage Regulator Covers P/N 74597-01, for an integrated custom look. Includes all mounting hardware.

**74616-04**

Fits '04-'17 EFI Dyna® and '01-'17 EFI equipped Softail® models (except FXCW, FXCWC, FXS, FXSB, FXSBSE, FXSE, and FXST-Aus).

## B. VOLTAGE REGULATOR – CHROME

Original Equipment voltage regulators with a sparkling triple-plated chrome finish. Hand-buffed, then copper-, nickel- and chrome-plated, these brilliant chrome-plated regulators are the perfect highlight for any Harley-Davidson® motorcycle.

**74567-11** Fits '11-'17 Softail models.

**74610-08** Fits '08-'10 Softail models.

## C. VOLTAGE REGULATOR COVER – CHROME

With a look that creates its own electricity, this chrome-plated cover features an embossed Bar & Shield logo and an open-center grill that allows air to flow right through for regulator cooling. Designed for easy installation. Chrome mounting hardware included.

**74597-01**

Fits '01-'17 Softail models (except FXSE). Will fit models equipped with Bullet Front Spoiler P/N 57039-XX. Will not fit with other Softail front spoilers.

## D. PREMIUM OIL COOLER KITS


This oil cooler was designed specifically for Harley-Davidson to out-perform all other coolers in the industry. The cooler features a unique Turbulator system that evenly distributes oil across the cooling chambers. The air fins are designed to efficiently dissipate heat. The oil cooler has been designed to simplify installation and enhance performance. The large heat exchanger provides excellent cooling efficiency. The kit features a one-piece adapter plate with integrated thermostat that allows oil lines to connect to the oil filter bracket. Thermostat activates at 185°F (85°C). Kit comes complete with mounting hardware and precut oil lines.

**26157-07A** Center Mount.

Fits '13-'17 FXSBSE and '00-'17 Softail models (except FXSB) without ABS. Does not fit '11 FXCWC. '08-'10 FXCW and FXCWC models require separate purchase of Horn Relocation Kit for Oil Cooler P/N 69015-08. Does not fit with Softail Front Spoiler Kits, or DEFINITIVE5 Filtration System Kits. Fits with all H-D® Engine Guards. Includes Chrome Oil Cooler Cover.

**26157-11A** Side Mount.

Fits '11-'17 Softail models. Fits with all H-D Engine Guards. Kit includes Gloss Black Oil Cooler Cover.



A. BAR & SHIELD LOGO COIL COVER



B. VOLTAGE REGULATOR – CHROME



C. VOLTAGE REGULATOR COVER – CHROME



D. PREMIUM OIL COOLER KIT – '00-'17 SOFTAIL WITHOUT ABS CENTER MOUNT



D. PREMIUM OIL COOLER KIT – '11-'17 SOFTAIL WITH ABS SIDE MOUNT



E. FRONT FENDER TRIM



F. BAR & SHIELD LOGO FRONT FENDER SPEAR (LARGE SHOWN)



F. BAR & SHIELD LOGO FRONT FENDER SPEAR (SMALL SHOWN)



G. CONCHO FENDER SKIRT



H. WILLIE G SKULL FENDER SKIRT



I. BAR & SHIELD FENDER SKIRT



J. FRONT FENDER EXTENSION – CHROME

# CRUISER 189

Chassis Trim – Fenders

## E. FRONT FENDER TRIM

Add a sweeping dash of chrome to the front fender. Chrome-plated tapered spear features a stepped design that accentuates the flowing fender lines. Self-adhesive backing simplifies installation.

**14100618**

Fits '12-'16 FLD, '86-'17 FL Softail (except FLSTSB), '18-later Softail FLDE, FLHC and FLHCS, '84-later Touring and Trike models.

## F. BAR & SHIELD LOGO FRONT FENDER SPEAR

This chrome-plated trim spear adds a sweeping dash of chrome to the front fender. Featuring a raised Bar & Shield logo set against a textured black field, this self-adhesive medallion is easy to install.

**91195-04** Large.

Fits '12-'16 FLD, '86-'17 FL Softail (except FLSTSB), '18-later Softail FLDE, FLHC and FLHCS, '84-later Touring and Trike models.

**91194-04** Small.

Fits XL, XR, Dyna® (except FLD), FX Softail (except FXFB) and '18-later FLSTL models.

## G. CONCHO FENDER SKIRT

This decorative fender skirt features conchos inspired by the Heritage Softail® Classic model.

**59147-96**

Fits '06 FLST, '86-'08 FLSTC, '93-'96 FLSTN, '80-'13 Touring and '09-'13 Trike models equipped with Original Equipment fender skirt.

## H. WILLIE G SKULL FENDER SKIRT

This decorative chrome-plated fender skirt is a direct replacement for stock fender skirt. Features a three-dimensional sculptured concho with skull design set off with black accents. Mounting hardware included.

**59582-02A**

Fits '06 FLST, '86-'08 FLSTC, '93-'96 FLSTN, '80-'13 Touring and '09-'13 Trike models equipped with Original Equipment fender skirt.

## I. BAR & SHIELD FENDER SKIRT

This rigid-steel fender skirt, designed to replace the original factory-equipped aluminum trim, is formed, polished and chrome-plated. Its ribbed pattern offers a unique styling element and adds rigidity. Subtle but distinctive brushed aluminum Bar & Shield logos are framed by a stamped-in ribbed outline on both sides.

**59228-91**

Fits '06 FLST, '86-'08 FLSTC, '93-'96 FLSTN, '80-'13 Touring and '09-'13 Trike models equipped with Original Equipment fender skirt.

## J. FRONT FENDER EXTENSION – CHROME

Dress your front fender in chrome. This chrome-plated tapered Fender Extension is shaped to follow the curve of the fender for style and function. Using the Original Equipment fender hole, the extension mounts below the trailing edge of the fender to help control road dirt and spray.

**59664-03**

Fits '91-'08 Dyna and '84-'07 FX Softail models. (Will not fit FXD, FXDX or FXDXT models equipped with Voltage Regulator Covers.)



**\*WARNING:** Fender rails are decorative items only. Do not strap anything to the rails. Adding weight to the front fender could adversely affect vehicle handling, causing loss of control and death or serious injury.

SOFTAIL



# 190 CRUISER

Chassis Trim – Fenders

## A. FRONT FENDER TRIM KIT – CHROME

Replace the Original Equipment stainless steel fender trim with a splash of chrome. Kit includes left and right side trim strip.

### 59209-91T

Fits '86-'17 FLSTC and FLSTN and '82-'13 Touring models (except Road Glide® and Road King® Custom). Does not fit models equipped with clean front fender.

## B. FENDER TIP LENS KIT WITH SKULL LOGO

This chrome-plated fender tip lens kit adds a little attitude to your ride. The kit features front and rear lenses with a translucent illuminated skull silhouette. The easy-to-install kit includes an amber front lens and red rear lens.

### 59651-01

Fits '86-'17 FLSTC, '93-'96 FLSTN and '80-'08 Electra Glide®, Tour Glide and Road King® models (except FLHRC and FLHRS).

## C. BAR & SHIELD LOGO FENDER TIP LENS KIT

Chrome-plated polycarbonate construction features translucent Bar & Shield emblems. The kit includes front and rear lenses. Front lens features an amber Bar & Shield logo, rear lens features a red Bar & Shield logo. Quick and easy installation.

### 59081-96

Front and Rear.  
Fits '86-'17 FLSTC, '93-'96 FLSTN and '80-'08 FLHR, FLHS, FLHT and FLT models. (Does not fit Springer™, FLHRS or FLTR.)

## D. H-D® CLASSIC FENDER TIP

Stock on Road King Classic models, these nostalgic-look fender tips are also available for other models. Replaces fender lamp assembly.

### 59002-98

Front.  
Fits '80-'13 FL, '86-'08 FLSTC, '94-'13 FLHR and '09-'13 FLHTCUTG models.

### 59052-98

Rear.  
Fits '80-'08 FL and FLHR models and '86-'99 FLSTC models. (Does not fit FLSTF and FLTR models.)

## E. EAGLE WING FENDER TRIM FOR FAT BOY® MODELS

Classic Eagle Wing logo in gold & chrome with black accent. Matches Eagle Wing headlamp, tail lamp and turn signal visors.

Fits '90-'06 FLSTF models.

### 1. 59369-97

Rear, Gold & Chrome.  
Fits '90-'17 FLSTF, FLSTFB and FLSTFBS models.

### 2. 59367-97



A. FRONT FENDER TRIM KIT – CHROME



A. FRONT FENDER TRIM KIT – CHROME



B. FENDER TIP LENS KIT WITH SKULL LOGO



C. BAR & SHIELD LOGO FENDER TIP LENS KIT



D. H-D CLASSIC FENDER TIP



E. EAGLE WING FENDER TRIM FOR FAT BOY MODELS




F. HERITAGE FRONT FENDER RAIL – CHROME



G. HERITAGE REAR FENDER RAIL – CHROME



H. HERITAGE SOFTAIL CLASSIC REAR FENDER LEATHER MUD FLAP



I. HERITAGE SPRINGER LEATHER MUD FLAP WITH FRINGE

# CRUISER 191

Chassis Trim – Fenders

## F. HERITAGE FRONT FENDER RAIL – CHROME\*

A stylish re-creation of a popular Hydra Glide model accessory direct from the Harley-Davidson® 1959 accessories catalog. Ornate, jet, twin-tube design sweeps smartly back along the front fender. Sparkling chrome-plating and years-ahead styling make it a hit for all Heritage and FLSTN owners.

### 91080-93

Fits '87-'17 FLST, FLSTC and '93-'96 FLSTN models. (Does not fit Springer™ models.)

## G. HERITAGE REAR FENDER RAIL – CHROME\*

A perfect match to Heritage Chrome Front Fender Rail P/N 91080-93. Designed to fit with stock FLSTC, FLSTN saddlebags or Genuine Harley-Davidson® Fat Boy® leather saddlebags.

### 91402-00

Fits '00-'17 FLST and FLSTC models.

## H. HERITAGE SOFTAIL® CLASSIC REAR FENDER LEATHER MUD FLAP

Get nostalgic with top-grain cowhide decorated with bright spots and a Heritage-style concho. A perfect match with your Heritage-style saddlebags. Kit includes installation hardware and template.

59071-98 Fits '86-'17 FLSTC models.

## I. HERITAGE SPRINGER™ LEATHER MUD FLAP WITH FRINGE

Made from premium, plated leather with black trim, these flaps have fringe and an '97-'03 FLSTS concho and black trim. Includes chrome hardware, support bracket and fender mounting template.

### 59027-99

Fits '97-'03 FLSTS models front or rear fender. Also fits '86-'17 FLSTC, '86-'06 FLSTF and '93-'96 FLSTN models.



**\*WARNING:** Fender rails are decorative items only. Do not strap anything to the rails. Adding weight to the front fender could adversely affect vehicle handling, causing loss of control and death or serious injury.





## ROAD KING®

HARLEY-DAVIDSON® TOURING  
FLHR | GAUNTLET GRAY/VIVID BLACK

This bike gets a tune up with a Harley-Davidson® Audio powered by Rockford Fosgate® amplifier and Stage II saddlebag speakers plus a Screamin' Eagle® Stage II kit, for classic style with superior performance you can feel – and hear.



Willie G. Skull Derby Cover

437



Harley-Davidson® Audio powered by Rockford Fosgate® Amplifier with DSP for Road King Models

564



Chrome Switch Housing Kit

520



H-D® Detachables™ Sissy Bar Upright

260





## ROAD KING® SPECIAL

HARLEY-DAVIDSON® TOURING  
FLHRXS | MINERAL GREEN DENIM

Combine the sleek style of a smooth Brawler® solo seat and bronze H-D® Prodigy™ wheels with music for the road provided by a Harley-Davidson® Audio powered by Rockford Fosgate® amplifier and Stage 2 speakers. This bike is ready to roam.



H-D® Detachables™ Windshield

219



H-D® Prodigy™ Wheel

650



Black Endgame Hand Grips

482



Harley-Davidson® Audio powered by  
Rockford Fosgate® - Amplifier with DSP for Road King®

564





## STREET GLIDE®

HARLEY-DAVIDSON® TOURING  
FLHX | MIDNIGHT CRIMSON

This red rocker features the amped up sonics of Stage II Harley-Davidson® Audio powered by Rockford Fosgate® plus the boom boom of dual saddlebag subwoofers. The Fused handlebar, Willie G. console door and Daymaker® Signature LED headlamp complete a showstopper.



Brawler® Solo Seat

250



Willie G. Skull Fuel Tank Counsel Door

319



Color-Matched Inner Fairing Kit

686



7" Daymaker® LED Headlamp

616



# STREET GLIDE® SPECIAL

HARLEY-DAVIDSON® TOURING  
FLHXS | REDLINE RED

Run to the redline behind the muscular performance of a Screamin' Eagle® 131 Stage IV kit and the adjustable Drag Seat, with a color-matched inner fairing for eye-popping color. This bike delivers bold four-alarm style and performance.



Drag Seat

249



Color-Matched Inner Fairing

686



Screamin' Eagle® Derby Cover

377



Gloss Black Kahuna™ Footboards

493





## STREET GLIDE® ST

HARLEY-DAVIDSON® TOURING  
FLHXST | GUNSHIP GRAY

Combine 131 cubic inches of Screamin' Eagle® muscle and race-proven Ohlins® shocks with jaw-dropping Stage II Harley-Davidson® Audio powered by Rockford Fosgate® sound. This is a bike that rolls with real authority.



Screamin' Eagle® 131 Stage IV Kit

371



Dominion™ Hand Grips

485



Screamin' Eagle® Ohlins® Rear Shocks

296



Harley-Davidson® Audio powered by  
Rockford Fosgate® Stage II Fairing Speaker

557





## ELECTRA GLIDE® STANDARD

HARLEY-DAVIDSON® TOURING  
FLHT | VIVID BLACK

A set of contrast chrome Fugitive™ custom wheels provide the first dramatic brush strokes on this blank canvas of a bike. Add details from the Willie G. Collection for a motorcycle determined to become a custom masterpiece.



Contrast Chrome Fugitive™ Wheels Front

650



Willie G. Skull Hand Grips

488



Midframe Air Deflector

235



Willie G. Skull Fuel Tank Counsel Door

319





## ULTRA LIMITED

HARLEY-DAVIDSON® TOURING  
FLHTK | VIVID BLACK

Crank it and ride. Eight speakers of Stage II Harley-Davidson® Audio powered by Rockford Fosgate® deliver incredible sound, while the heated/cooled Harley Hammock seat offers all-day, all-season comfort. Chrome Empire™ Collection accessories complete a custom bike ready for the long road.



Empire™ Rider Footboard Kit

476



H-D® Hammock Heated and Cooled Seat

246



Tour-Pak® Side Marker Light Kit

637



Empire™ End Caps

359





## ROAD GLIDE®

HARLEY-DAVIDSON® TOURING  
FLTRX | REEF BLUE

Tour with crystal-clear Harley-Davidson® Audio powered by Rockford Fosgate®, eye-catching LED auxiliary lighting and mini footboards for stretch-out comfort. Strap down the Fly and Ride luggage and this bike is ready for two-up adventure.



Onyx® Fly and Ride Bag

665



Harley-Davidson® Audio powered by  
Rockford Fosgate® Stage II Saddlebag Speakers

558



Chrome Hi-Way Style Footpegs

493



Daymaker LED Forward Auxiliary Lights

619





## ROAD GLIDE® SPECIAL

HARLEY-DAVIDSON® TOURING  
FLTRXS | WHITE SAND PEARL

The 21-inch Combo laced wheel adds eye-catching style and the high-back Drag seat keeps the rider in confidence when Screamin' Eagle® power is unleashed. Harley-Davidson® Audio powered by Rockford Fosgate® provides the booming soundtrack for this exhilarating ride.



Drag Seat

249



Fused Lo Handlebar

547



Daymaker® LED Fog Lamp

617



Board to Peg Conversion Kit

288





## ROAD GLIDE® ST

HARLEY-DAVIDSON® TOURING  
FLTRXST | GUNSHIP GRAY

Like a shark prowling the avenue, this bike roams with power. Harley-Davidson® Audio powered by Rockford Fosgate® provides the booming soundtrack. Screamin' Eagle® components boost torque and handling. Ride with authority.



Color-Matched Fairing Spoiler

682



Harley-Davidson® Audio powered by  
Rockford Fosgate® Stage I Audio System

556



Screamin' Eagle® Ohlins® Rear Shocks

297



Screamin' Eagle® Milwaukee-Eight 122  
Stage III Kit

367





# ROAD GLIDE® LIMITED

HARLEY-DAVIDSON® TOURING  
FLTRK | REEF BLUE/VIVID BLACK

Tour with custom class on a bike detailed with H-D® Prodigy™ wheels and a color-matched wrapped front fender that almost reaches the pavement. Blacked out front to rear to highlight stunning paint, this bike will impress mile after mile.



Color-Matched Wrapped Front Fender

680



Empire™ End Caps

359



Ride Free™ Fuel Tank Console Door

319



Saddlebag Guard Rails

276





## FREEWHEELER®

HARLEY-DAVIDSON® TRIKE  
FLRT | MIDNIGHT CRIMSON/VIVID BLACK

The blacked-out beauty of this trike is stunning. New Ride Free Collection footboards and heated grips, lighted mirrors and a Daymaker® LED headlamp are brilliant details that will make every ride end too soon.



Gloss Black Front Axle Nut Covers

304




Ride Free Footboard Insert

500



H-D® Motor Co. Black Derby Cover

434



Custom Gear Shift Linkage

287



# TRI GLIDE® ULTRA

HARLEY-DAVIDSON® TRIKE  
FLHTCUTG | GAUNTLET GRAY METALLIC/VIVID BLACK

Blacked out and bold, this trike is customized for maximum comfort and attitude. Prepare for endless adventures on a one-of-a-kind ride.



Gloss Black Luggage Rack

276



Gloss Black Counsel Kit

318



Black Rider Footboard Pans

286



Gloss Black Engine Guard

294





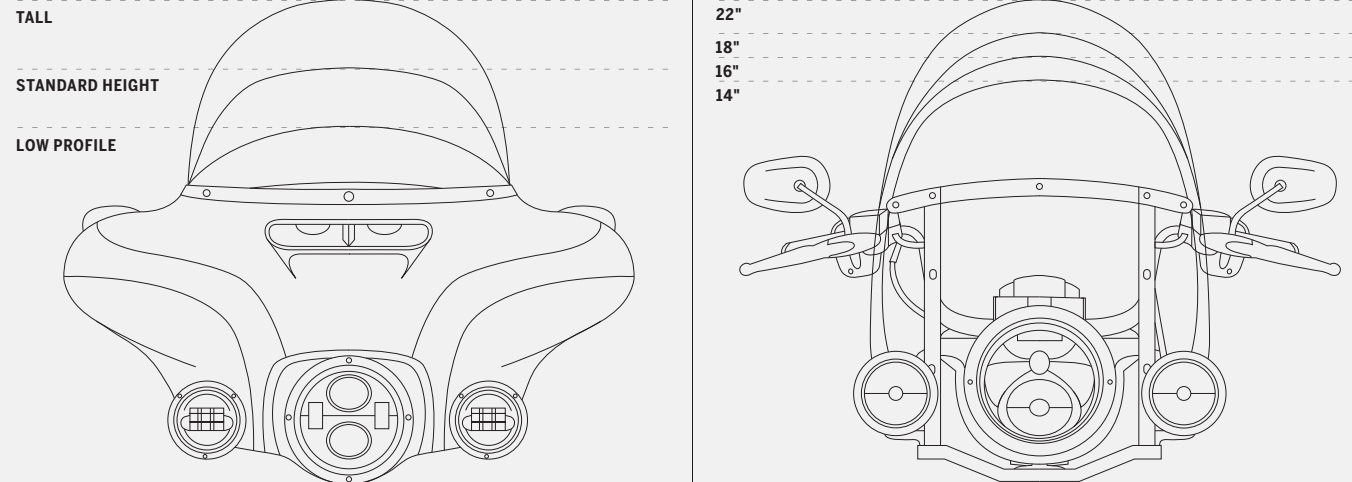
## DEFY THE WIND

At highway speed, you take the wind full-force in the chest, causing fatigue in your arms, neck and shoulders.

Take the pressure off with an easy-to-install detachable windshield.

Shaped to divert air, rain and road debris around the rider, a windshield can add hours of riding comfort.

### EXTENDED COVERAGE



### WIND SPLITTER

Wind Splitter windshields are shaped for effective airflow management and wow styling. The sweeping design adds height over a traditional low-profile wind deflector in the center where it counts.



To avoid looking through bug spots, condensation and road grime, select a windshield that tops out just below your line of sight.



Windshields — Road King®

### A. H-D® DETACHABLES™ WINDSHIELDS — ROAD KING® MODELS

Designed to be installed or removed without tools in seconds, a detachable windshield gives you the freedom to define your ride at the drop of a hat. Ride across the country protected from the elements, then quickly remove the windshield to hit the streets in style. These one-piece windshields are formed from hard-coated polycarbonate material to resist scratching and the complete assembly features polished stainless steel brackets that mount to the Original Equipment rubber isolated docking points for ease of installation and removal. Windshields are available in a variety of heights to match your size and riding style.

Fits '94-later Road King® models. '04-'07 FLHRS and '17-later FLHRXS models require additional purchase of Mounting Hardware Kit P/N 58221-04.

**57995-96** 22" Clear — Polished.  
Windshield dimensions: Overall height — 29.0"; width — 23.1".

**58325-06** 18" Clear — Polished.  
Windshield dimensions: Overall height — 25.0"; width — 23.1".

**57981-97** 16" Light Smoke — Polished.  
Windshield dimensions: Overall height — 23.0"; width — 23.1".

**57400380** 20" Clear — Black.  
Windshield dimensions: Overall height — 27.2"; width — 23.1".

**57400381** 18" Clear — Black.  
Windshield dimensions: Overall height — 25.0"; width — 23.1".

**57400383** 16" Light Smoke — Black.  
Windshield dimensions: Overall height — 23.0"; width — 23.1".

#### Also available:

**ROAD KING WINDSHIELD DOCKING HARDWARE KIT**  
Kit includes the hardware required to install a H-D® Detachables™ Road King Windshield on the Road King Custom and Special models.

**58221-04** Fits '04-later FLHRS and '17-later FLHRXS models.

#### Also available:

**REPLACEMENT WINDSHIELD SCREEN**  
Formed of polycarbonate and available in a size that suits your riding needs. Kit includes screen, cross brace tape and instructions.

Fits '94-later Road King models (except '13-'14 FLHRSE).

**58433-96** 22" Clear.

**58135-94** 20" Light Smoke.

**58195-94** 16" Light Smoke.



A. H-D DETACHABLES WINDSHIELD — POLISHED BRACES



A. H-D DETACHABLES WINDSHIELD — BLACK BRACES



# 220 TOURING & TRIKE

Windshields — Road King®

## A. WIND SPLITTER VENTED WINDSHIELD

Reduce helmet buffeting at speed. The Harley-Davidson® Detachables™ Wind Splitter Vented Windshield features an exclusive fingertip-adjustable center vent that reduces turbulence behind the windscreen. When open, the controlled airflow fills the negative pressure area behind the shield and helps to smooth the flow of air over the top of the screen and around the rider. The revised flow reduces helmet bobbing and neck fatigue so you can comfortably spend more time in the saddle. The open vent also provides cooling airflow to the rider at low speeds and in city traffic.

Engineered to provide the riding comfort of a larger windshield, this low-profile screen's contemporary contour sets it apart from the crowd. The shape keeps the windshield below your sight line so you don't look through bugs and road grime and the detachable design means you can ride without the shield when the mood strikes. The shield is formed of hard-coated polycarbonate for strength and scratch resistance and the dark-smoked finish reduces glare. The slim polished stainless steel brackets mount to the Original Equipment rubber isolated docking points for ease of installation and removal.

**57400176**  
Fits '94-later Road King® models (except FLHRS). '17-later FLHRXS models require additional purchase of Mounting Hardware Kit P/N 58221-04. Does not fit with Mini Tach or Boom!™ Audio Cruiser Speakers Stock on '13-'14 FLHRSE. Windshield dimensions: Overall height – 22.4" height from headlamp opening –16.1", width – 20.3".

## B. ROAD KING® 14" H-D® DETACHABLES™ WIND DEFLECTOR

Maintain the same low-down mini-shield styling of the Road King® Dark Smoke Wind Deflector with a little extra wind protection. This 3.0" taller oversized dark smoke screen features polished stainless steel mounting brackets to provide the same ease of installation as the stock Road King windshield.

**57357-07** 14" Dark Smoke.  
Fits '94-later Road King models. '04-'07 FLHRS and '17-later FLHRXS models require additional purchase of Mounting Hardware Kit P/N 58221-04. Stock on '07 FLHRSE models. Windshield dimensions: Overall height – 21.0"; width – 21.4".

**Also available:**

## ROAD KING 11" H-D DETACHABLES WIND DEFLECTOR

Keep the wind and glare out of your eyes with this Smoked Wind Deflector. This dark smoke detachable mini-shield follows the form of a traditional Harley-Davidson® Road King® windshield, but its much smaller size adds a touch of low-down attitude.

**58163-02** 11" Dark Smoke.  
Fits '94-later Road King models. '04-'07 FLHRS and '17-later FLHRXS models require additional purchase of Mounting Hardware Kit P/N 58221-04. Stock on '08 FLHRSE models. Windshield dimensions: Overall height – 18.0"; width – 19.4".



A. WIND SPLITTER VENTED WINDSHIELD



B. ROAD KING 14" H-D DETACHABLES WIND DEFLECTOR



C. H-D DETACHABLES WINDSHIELD – FREEWHEELER MODELS



D. FORK-MOUNT WIND DEFLECTORS – CHROME

# TOURING & TRIKE 221

Windshields — Freewheeler®

## C. H-D® DETACHABLES™ WINDSHIELDS – FREEWHEELER® MODELS

Designed to be installed or removed without tools in seconds, a detachable windshield gives you the freedom to define your ride at the drop of a hat. Ride across the country protected from the elements, then quickly remove the windshield to hit the streets in style. These one-piece windshields are formed from hard-coated polycarbonate material to resist scratching and the complete assembly features polished stainless steel brackets that mount to rubber isolated docking points for ease of installation and removal. Windshields are available in a variety of heights to match your size and riding style.

Fits '15-later FLRT models.

**57400273A** 20" Clear.  
Windshield dimensions: Overall height – 25.5"; width – 22.2".

**57400274** 16" Light Smoke.  
Windshield dimensions: Overall height – 21.5"; width – 21.4".

## D. FORK-MOUNT WIND DEFLECTORS – CHROME

Dress your bike for comfort and style. Wind Deflectors extend the windshield's coverage for superior protection in any weather. The scooped Deflectors are shaped to channel the airflow and direct the rush of air and turbulence around the rider. Deflectors attach to the fork brackets for a clean, integrated look and the chrome finish is the perfect complement to polished or chrome front end components. Easy-to-install kit includes all required mounting hardware.

**57400146A**  
Fits '95-later FLHR, FLHRC and FLHRS and '14-later FLHRSE models. Also fits '06-'13 FLHT, FLHTC, '06-later FLHX and FLHXS, '19-later FLHT, '20-later FLHXSE, '22-later FLHXST and '19-later FLHT models. Does not fit '95-'13 models equipped with Lighted Fork Slider Kit or Custom Auxiliary Lighting Bracket Kit P/N 69227-04A or 68000043.



# 222 TOURING & TRIKE

Windshields — Electra Glide®

## A. WIND SPLITTER WINDSHIELD – BATWING FAIRING

In the world of functional performance, size does matter. After all, it's simple to understand that the larger the windshield area, the greater the amount of wind deflection. The Wind Splitter Windshield is a great look for all Touring models and is shaped for the perfect combination of effective airflow management and "wow" styling. The sweeping design complements the shape of the fairing and the inner dash panel and adds height over a traditional low-profile wind deflector in the center where it counts. The shape decreases wind noise and improves your ability to hear the motorcycle's sound system. The rich smoked finish does not interfere with your forward view and looks great against any paint color. The easy-to-install Wind Splitter features a center-mount Bar & Shield medallion for a distinctive finishing touch.

Fits '14-later Electra Glide®, Street Glide®, Ultra Limited and Tri Glide® models.

**57400204** 4.5" Dark Smoke.

Does not fit with Windshield Bags or Pouches.

**57400205** 7" Dark Smoke.

Does not fit with Windshield Bags or Pouches.

**57400206** 10" Light Smoke.

Fits '96-'13 Electra Glide, Street Glide and Trike models. Does not fit with fairing mounted zūmo® GPS Navigator, Windshield Bags or Pouches.

**57400091** 4.5" Dark Smoke.

**57164-10** 7" Dark Smoke.

**57400092** 10" Light Smoke.



4.5" DARK SMOKE



7" DARK SMOKE



10" LIGHT SMOKE



A. WIND SPLITTER WINDSHIELD – BATWING FAIRING  
(4.5" DARK SMOKE SHOWN)



A. WIND SPLITTER WINDSHIELD – BATWING FAIRING  
(7" DARK SMOKE SHOWN)



A. WIND SPLITTER WINDSHIELD – BATWING FAIRING  
(10" LIGHT SMOKE SHOWN)



B. 7" WIND SPLITTER ST WINDSHIELD - BATWING FAIRING



C. BATWING FAIRING WINDSHIELD – 15"



C. BATWING FAIRING WINDSHIELD – 12"



C. BATWING FAIRING WINDSHIELD – 10"

# TOURING & TRIKE 223

Windshields — Electra Glide®

## B. 7" WIND SPLITTER ST WINDSHIELD – BATWING FAIRING

Combine functional performance and custom style with this gold-tone Wind Splitter Windshield. This Wind Splitter windshield is a great look for all Street Glide® models and is shaped for the perfect combination of effective airflow management and wow styling. Sweeping design complements the shape of the fairing and the inner dash panel, and adds height over a traditional low-profile wind deflector in the center where it counts. Shape decreases wind noise and improves your ability to hear the motorcycle's sound system. Easy-to-install and features a center-mount Bar & Shield logo for a distinctive finishing touch.

**57400528**

Fits '14-later Electra Glide®, Street Glide®, Ultra Limited™ and Tri Glide® models.

## C. BATWING FAIRING WINDSHIELDS

Tailor your bike to your size and riding style. For the best compromise between adequate protection from the elements and a clear view of the road ahead, select a windshield that tops out just below eye level. This reduces helmet buffeting while allowing a view unobstructed by dirt, bugs and rain drops. Harley-Davidson® windshields are formed of hard-coated polycarbonate for strength and scratch resistance and are available in a variety of heights and tints to suit your riding needs.

Fits '14-later Electra Glide®, Street Glide®, Ultra Limited and Tri Glide models.

**57400224** 15" Clear.

**57400228** 12" Clear.

**57400226** 12" Light Smoke.

**57400227** 10" Clear.

**57400225** 10" Light Smoke.

Fits '96-'13 Electra Glide, Street Glide and Trike models.

**58314-97** 15" Clear.

**58187-96** 12" Clear.

**58302-96** 12" Light Smoke.

**58301-96** 10" Clear.

**58303-96** 10" Light Smoke.



## 224 TOURING & TRIKE

Windshields — Electra Glide®

### A. BATWING FAIRING WIND DEFLECTOR – MEDIUM PROFILE

Style meets function. This 7.0" tall Wind Deflector splits the difference between the wind deflector and a low windshield, offering sport styling with a little greater wind protection. Harley-Davidson® windshields are formed of hard-coated polycarbonate for strength and scratch resistance and the dark smoke tint complements any paint color.

**57400229** 7" Dark Smoke.  
Fits '14-later Electra Glide®, Street Glide®, Ultra Limited and Tri Glide® models.

**57185-05** 7" Dark Smoke.  
Fits '96-'13 Electra Glide, Street Glide and Trike models.  
Stock on the '05 FLHTCSE models.



A. BATWING FAIRING WIND DEFLECTOR – MEDIUM PROFILE

### B. BATWING FAIRING WIND DEFLECTOR – LOW PROFILE

Maintain your forward view with this low-profile wind deflector. The shield adds a radical shape to the traditional Batwing fairing and the dark smoke tint complements any paint color. Harley-Davidson windshields are formed of hard-coated polycarbonate for strength and scratch resistance.

**57400243** 5" Dark Smoke.  
Fits '14-later Electra Glide, Street Glide, Ultra Limited and Tri Glide models. Stock on '14 FLHX models.

**58207-04** 4" Dark Smoke.  
Fits '96-'13 Electra Glide, Street Glide and Trike models.  
Stock on '04 FLHTCSE models.



B. BATWING FAIRING WIND DEFLECTOR – LOW PROFILE

### C. BATWING FAIRING 4" BLACK WIND DEFLECTOR

Opaque black 4.0" tall deflector provides radical styling for the ultimate custom cruiser.

**58204-98**  
Fits '96-'13 Electra Glide, Street Glide and Trike models.



C. BATWING FAIRING 4" BLACK WIND DEFLECTOR



D. ADJUSTABLE AIR DEFLECTORS



E. ADJUSTABLE AIR DEFLECTOR KIT



F. FAIRING AIR DEFLECTORS



## TOURING & TRIKE 225

Windshields — Electra Glide®

### D. ADJUSTABLE AIR DEFLECTORS

The Adjustable Air Deflectors feature an infinitely adjustable friction pivot that holds the wing in position to direct the air where you need it. Close the vent to direct airflow around the fairing or open the vent to maximize airflow on hot days. Available in dark or light smoke finish, the translucent deflectors are easy to install with the included mounting hardware.

**57000529** Dark Smoke.  
Fits '14-later Street Glide® models. Original Equipment on Electra Glide®, Ultra Limited and Tri Glide® models.

**58156-08A** Dark Smoke.  
Fits '08-'13 Electra Glide, Street Glide and Trike models.

### E. ADJUSTABLE AIR DEFLECTOR KIT

Help keep your cool on hot summer rides. The smoked Adjustable Air Deflectors feature a spring-loaded detent system that locks in four different positions. Close the vent to direct airflow around the fairing or open the vent to maximize airflow on hot days. Easy to install, the complete kit includes left and right deflector and all necessary mounting hardware.

**57804-07** Light Smoke.  
Fits '96-'13 Electra Glide, Street Glide and Trike models.

### F. FAIRING AIR DEFLECTORS

Designed to deflect air away from the rider's elbows and upper torso, these easy-to-install Air Deflectors reduce the draft behind the fairing. Fixed-position deflectors are available in your choice of black or smoked finish to match your styling direction.

Fits '96-'13 Electra Glide, Street Glide and Trike models.

**57740-05** Dark Smoke.

**58120-96A** Light Smoke.



# 226 TOURING & TRIKE

Fairing Trim

## A. BLACK WINDSHIELD TRIM – GROOVED

Custom billet-look windshield trim accents the outer fairing and dresses your bike in style. The grooved design grabs your eye and adds character to the base of the windshield. Easy to install, the kit includes matching mounting hardware.

**61400593**

Fits '14-later Electra Glide®, Street Glide®, Ultra Limited and Tri Glide® models.



A. BLACK WINDSHIELD TRIM – GROOVED

## B. CHROME WINDSHIELD TRIM – GROOVED

Custom polished and chrome-plated billet windshield trim accents the outer fairing and dresses your bike in style. The grooved design grabs your eye and adds character to the base of the windshield. Easy to install, the kit includes stainless steel mounting hardware.

**61400224**

Fits '14-later Electra Glide, Street Glide, Ultra Limited and Tri Glide models.



B. CHROME WINDSHIELD TRIM – GROOVED

## C. EDGE CUT WINDSHIELD TRIM

Live your life on the edge. Custom windshield trim features a crisp anodized finish that is machined to expose the highlights of raw aluminum. The contrasting cut back look makes a powerful visual statement and works great with both traditional and contemporary customizing styles. Easy to install, the kit includes stainless steel mounting hardware.

**61300358**

Fits '14-later Electra Glide, Street Glide, Ultra Limited and Tri Glide models.



C. EDGE CUT WINDSHIELD TRIM

## D. BAR & SHIELD WINDSHIELD TRIM

This highly polished stainless steel windshield trim is accented by four slots that allow the color of the outer fairing to show through. This unique trim piece is highlighted with Bar & Shield logo machined into the surface. Kit includes stainless steel mounting hardware.

**61300275**

Fits '14-later Electra Glide, Street Glide, Ultra Limited and Tri Glide models.



D. BAR & SHIELD WINDSHIELD TRIM



E. WINDSHIELD TRIM – GLOSS BLACK



F. WINDSHIELD TRIM – CHROME



G. ILLUMINATED WINDSHIELD TRIM – CHROME



G. ILLUMINATED WINDSHIELD TRIM – GLOSS BLACK

# TOURING & TRIKE 227

Fairing Trim

## E. WINDSHIELD TRIM – GLOSS BLACK

Complete the blacked-out look. This easy to install windshield molding accents the outer fairing on batwing fairing equipped models, and simplifies the transition between the fairing and the base of the windshield. Kit includes one-piece trim and required mounting hardware.

**61400325**

Fits '14-later Electra Glide®, Street Glide®, Ultra Limited and Tri Glide® models.

## F. WINDSHIELD TRIM – CHROME

Chrome Windshield Molding accents the outer fairing on Electra Glide models. Easily installed, including all necessary hardware and instructions.

**61300310**

Fits '14-later Electra Glide, Street Glide, Ultra Limited and Tri Glide models.

**59213-96**

Fits '96-'13 Electra Glide, Street Glide and Trike models.

## G. ILLUMINATED WINDSHIELD TRIM

Smoked lenses hide bands of amber LED lamps that glow as running lamps when the ignition is on, and the two outer clusters function as auxiliary directional indicators when the turn signals are activated. The wiring is concealed inside the fairing for a clean, custom appearance. Complete kit includes all necessary mounting hardware.

Fits '14-later Electra Glide, Street Glide, Ultra Limited and Tri Glide models. Installation on CVO™ models requires removal of current windshield trim. Not for use with Three-Pocket Fairing Pouch P/N 93300054B.

**57000394A** Chrome.

**57000395A** Gloss Black.



# 228 TOURING & TRIKE

Windshields — Road Glide®

## A. WIND SPLITTER WINDSHIELD – ROAD GLIDE® MODEL

In the world of functional performance, size does matter. After all, it's simple to understand that the larger the windshield area, the greater the amount of wind deflection. The Wind Splitter Windshield is a great look for all Touring models and is shaped for the perfect combination of effective airflow management and "wow" styling. The sweeping design complements the shape of the fairing and the inner dash panel and adds height over a traditional low-profile wind deflector in the center where it counts. The shape decreases wind noise and improves your ability to hear the motorcycle's sound system. The rich smoked finish does not interfere with your forward view and looks great against any paint color. The easy-to-install Wind Splitter features a center-mount Bar & Shield medallion for a distinctive finishing touch.

Fits '15-later Road Glide® models.

**57400271** 12" Light Smoke.

**57400270** 15" Light Smoke.

Fits '98-'13 Road Glide models.

**57400093** 9" Dark Smoke.

**57166-10A** 12" Dark Smoke.

## B. ROAD GLIDE® WINDSHIELDS

Tailor your bike to your size and riding style. For the best compromise between adequate protection from the elements and a clear view of the road ahead, select a windshield that tops out just below eye level. This reduces helmet buffeting while allowing a view unobstructed by dirt, bugs and rain drops. Harley-Davidson® windshields are formed of hard-coated polycarbonate for strength and scratch resistance and are available in a variety of heights to suit your riding needs.

Fits '15-later Road Glide® models.

**57400279** 19" Clear.

**57400281** 15.5" Clear.



A. 12" WIND SPLITTER WINDSHIELD – (57400271 SHOWN)



A. 15" WIND SPLITTER WINDSHIELD – (57400270 SHOWN)



A. 9" WIND SPLITTER WINDSHIELD – (57400093 SHOWN)



A. 12" WIND SPLITTER WINDSHIELD – (57166-10A SHOWN)



B. ROAD GLIDE 19" WINDSHIELD



B. ROAD GLIDE 15.5" WINDSHIELD



C. GOLD ROAD GLIDE® 6" WIND DEFLECTOR



C. GOLD ROAD GLIDE® 6" WIND DEFLECTOR



D. ROAD GLIDE 4" LOW-PROFILE WINDSCREEN



E. ROAD GLIDE 6" CONTOURED WIND DEFLECTOR – BLACK



F. ROAD GLIDE 5" WIND DEFLECTOR – BLACK

# TOURING & TRIKE 229

Windshields — Road Glide®

## C. ROAD GLIDE® ST 6" WIND DEFLECTOR

Roll with custom style. This 6-inch Wind Deflector accentuates the curvaceous shape of the Road Glide® model's fairing, and hugs the contours of the splitstream vent.

**57400526**

**\$224.95**

Fits '15-later Road Glide® models.

## D. ROAD GLIDE 4" LOW-PROFILE WINDSCREEN

Sometimes, it's all about style. This minimalistic Low-Profile Windscreen accentuates the curvaceous shape of the Road Glide model's fairing, and hugs the contours of the splitstream vent. The opaque black finish defines the transition from the inner to the outer fairing surfaces, and provides a low, lean look to your custom ride.

**57400310** Black.

Fits '15-later Road Glide models. Does not fit with Road Glide Fairing Pouch P/N 93300097.

## E. ROAD GLIDE 6" CONTOURED WIND DEFLECTOR – BLACK

Go low with this Road Glide model windshield that is contoured for a unique style.

**57400280** Black.

Fits '15-later Road Glide models.

## F. ROAD GLIDE 5" WIND DEFLECTOR – BLACK

Opaque black deflector provides radical styling for the ultimate custom cruiser.

**57957-98A**

Fits '98-'13 Road Glide models. Will fit with Road Glide Windshield Trim P/N 58519-07.



# 230 TOURING & TRIKE

Fairing Trim

## A. ROAD GLIDE® WINDSHIELD TRIM

The Road Glide® model's shark-like fairing is a bold and captivating styling element, so it requires just the right visual touch to complement the signature look. These elegant Windshield Trim components conceal the base of the windshield and sweep over the center Splitstream vent for a continuous band of "custom". Machined from billet aluminum, these easy-to-install components are available in a variety of finishes to match your customizing direction. Mix and match the black or chrome center and side trim to develop your own unique look. Side Trim Kits include left and right side trim and mounting hardware.

Fits '15-later Road Glide models. Installation requires one Side Trim Kit and one Center Trim Kit.

**57400255** Side Trim – Chrome Billet.

**57400256** Side Trim – Black Billet.

**57400295** Center Trim – Chrome Billet.

**57400294** Center Trim – Black Billet.



A. ROAD GLIDE WINDSHIELD TRIM – CHROME BILLET

## B. ROAD GLIDE SPLIT WINDSHIELD TRIM

This easy-to-install, 2-piece trim kit adds a speed-stripe accent to the base of the windshield. Tapered from the leading to the trailing edge, the glass-smooth trim features counter bored mounting holes and flush-mount hardware for a clean, elegant look. Kit includes left and right trim and installation hardware.

Fits '15-later Road Glide models.

**57400299** Chrome.

**57400320** Satin Black.



A. ROAD GLIDE WINDSHIELD TRIM – BLACK BILLET



B. ROAD GLIDE SPLIT WINDSHIELD TRIM – CHROME



B. ROAD GLIDE SPLIT WINDSHIELD TRIM – SATIN BLACK



C. ROAD GLIDE WINDSHIELD TRIM – CHROME (SHOWN WITH CONTOURED WIND DEFLECTOR)



C. ROAD GLIDE WINDSHIELD TRIM – GLOSS BLACK (SHOWN WITH WIND SPLITTER WINDSHIELD)



D. ROAD GLIDE COMPARTMENT LINERS (76000539 SHOWN)

# TOURING & TRIKE 231

Fairing Trim

## C. ROAD GLIDE® WINDSHIELD TRIM

The fairing is a key visual element of your bike, so it demands the bold design of this elegant contoured windshield trim. This sweeping trim hugs the curvature of the fairing and conceals the base of the windshield and the windshield gasket for a clean, finished look. The multi-piece design simplifies installation. Kit includes mounting hardware and Road Glide® medallion.

Fits '04-'13 Road Glide models.

**58519-07A** Chrome.

**57400150** Gloss Black.

## D. ROAD GLIDE COMPARTMENT LINERS

Protect your belongings and reduce noise and rattles on the road. Soft-touch felt finish liner is formed to the fairing glove box interior for a perfect fit. Molded base and sides maximize the interior room and one-piece design allows easy removal for cleaning and maintenance.

**76000539**

Fits '15-later Road Glide models. Right liner includes integrated mobile device storage net.



## 232 TOURING & TRIKE

Fairing – Accessories

### A. THREE-POCKET BATWING FAIRING POUCH – '14-LATER MODELS

Convenient storage space at your fingertips. Designed to complement H-D® Wind Deflectors and Windshields, this fairing pouch is ideal for storing mobile devices, sunglasses and other small items. The sturdy plastic pouches are wrapped in supple UV-resistant vinyl for a premium look and feel and the magnetic closures keep your items within reach without detracting from the tastefully smooth styling.

**93300054B**

Fits '14-later Electra Glide®, Street Glide®, Ultra Limited and Tri Glide® models with windshields. Not for use with Wind Splitter Windshields P/N 57400204 or 57400205. Not for use with Illuminated Windshield Trim P/N 57000394 or 57000395.



A. THREE-POCKET BATWING FAIRING POUCH – '14-LATER MODELS

### B. THREE-POCKET BATWING FAIRING POUCH – '96-'13 MODELS

Convenient storage space at your fingertips. Designed to complement H-D Wind Deflectors and Windshields, this fairing pouch is ideal for storing cell phones, sunglasses and other small items. The sturdy plastic pouches are wrapped in supple UV-resistant vinyl for a premium look and feel and the magnetic closures keep your items within reach, while not detracting from the tastefully smooth styling. The left-hand pouch can be easily removed to accommodate your fairing-mounted GPS unit. Attractive Harley-Davidson script is featured on the front center pouch and on the outboard-facing side, visible through the windshield.

**58900-11**

Fits '96-'13 Electra Glide, Street Glide and Trike models. Not for use with Fairing Dash Pads. Models equipped with Illuminated Windshield Molding P/N 57335-08 requires separate purchase of Screws P/N 4456 (Qty 3), Bar & Shield Windshield Molding P/N 59133-99 requires separate purchase of Screws P/N 94386-92T (Qty 3), Chrome Windshield Trim P/N 59213-96 requires separate purchase of Screws P/N 94397-91T (Qty 3).



B. THREE-POCKET BATWING FAIRING POUCH – '96-'13 MODELS

### C. THREE-POCKET WINDSHIELD POUCH

Add convenient storage space up front where you need it. This easy-to-install windshield pouch features three easily accessible storage pockets sized for cell phones, glasses and other small items. The center pouch is accented with an embossed Harley-Davidson script for a finishing touch.

**58904-03**

Fits King-Size (except Springer™ and Rigid-Mount King Size) and Road King® windshields (except Wind Deflector and Adjustable Height).



B. THREE-POCKET BATWING FAIRING POUCH – '96-'13 MODELS (SHOWN WITH GPS UNIT)



C. THREE-POCKET WINDSHIELD POUCH



D. ROAD GLIDE FAIRING POUCH



D. ROAD GLIDE FAIRING POUCH – OPEN



E. TWO-POCKET WINDSHIELD POUCH



F. EMBOSSED BAR & SHIELD LOGO LEATHER WINDSHIELD BAG



G. ROAD KING CLASSIC LEATHER WINDSHIELD BAG

## TOURING & TRIKE 233

Fairing – Accessories

### D. ROAD GLIDE® FAIRING POUCH

This two-pocket Fairing Pouch is ideal for storing mobile devices, sunglasses and other small items. Contoured for a custom fit, the dash pad and pouch system fits perfectly with Harley-Davidson® wind deflectors and windshields. The sturdy molded pouches are wrapped in supple UV-resistant vinyl for a premium look and feel, and the magnetic closures keep your items within reach. The left pouch provides easy access to the Road Glide model's Splitstream vent control button.

**93300097**

Fits '15-later Road Glide® models. Does not fit with Road Glide® Low-Profile Windscreen P/N 57400310. CVO Road Glide® requires installation of windshield.

### E. TWO-POCKET WINDSHIELD POUCH

Add convenient storage space up front where you need it. This easy-to-install windshield pouch features two easily accessible storage pockets sized for cell phones, glasses and other small items. Hook-and-loop closures allow easy one-handed opening. Both pouches are accented with an embossed Harley-Davidson logo for a finishing touch.

**57203-07**

Fits King-Size or Compact windshields. Does not fit FXDWG, FLSTSB or FXSTD models. Does not fit Rigid-Mount, Super Sport, Nostalgic or Flamed windshields.

### F. EMBOSSED BAR & SHIELD LOGO LEATHER WINDSHIELD BAG

Black domestic steerhide bag features an embossed Bar & Shield logo.

**58308-95**

Fits King-Size and Compact windshields (except FXSTD, Flame and Skull with Wings). Does not fit 100th Anniversary logo windshields, models equipped with handlebar mount gauges or Road Tech™ Riser Mount Radio.

### G. ROAD KING® CLASSIC LEATHER WINDSHIELD BAG

Leather bag features textured leather insert, H-D® concho and a turnbuckle closure.

**58189-98**

Fits King-Size and Compact windshields (except FXSTD, Flame and Skull with Wings). Does not fit 100th Anniversary logo windshields, models equipped with handlebar mount gauges or Road Tech Riser Mount Radio.



## 234 TOURING & TRIKE

### Fairing Lower

#### A. FAIRING LOWER FITTED GLOVE BOX LINER KIT

Protect your belongings and reduce noise and rattles on the road. Soft-touch felt finish liner is formed to the fairing glove box interior for a perfect fit. Molded base and sides maximize the interior room and one-piece design allows easy removal for cleaning and maintenance.

##### 57100270

Fits '14-later Touring and Trike models equipped with Original Equipment or accessory Vented Fairing Lower. Does not fit Twin-Cooled™ models.

#### B. FLT AND FLHT FAIRING LOWER GLOVE BOXES

Offers a convenient place to store riding gloves, sunglasses, etc. The snap-on door cover (included) is embossed with Bar & Shield logo. Available in black only.

##### 58684-89B Right Side.

Fits '04-earlier Original Equipment non-vented style FLHT Ultra Classic® Fairing Lower.

#### C. FAIRING LOWER QUICK-RELEASE HARDWARE KIT

Beat the summer heat and prepare for around-town cruising by removing the fairing lowers on your Ultra Classic® Electra Glide® model. This kit includes highly polished stainless steel clamps that are detachable without the need for tools.

##### 47200240

Fits '14-later FLHTCU and FLHTCUL models. Also fits '14-later Touring models equipped with Accessory Fairing Lower.

Does not fit Twin-Cooled models or models equipped with fairing lower speakers.

##### 58146-07

Fits '05-'13 Touring and Trike models equipped with Vented Fairing Lower and '88-later Touring and Trike models equipped with Vented Fairing Lower Kit 58854-YYXXX. Does not fit models equipped with fairing lower speakers.

#### D. SOFT LOWERS

Extend your riding season. Full-coverage Soft Lower provide wind and mud protection for the rider's legs and boots and minimize cold updrafts as the weather changes. Covers are custom shaped to hug the engine guard to minimize flapping and they simply clip in place for speedy installation as the weather changes. Two-way zippered outer edge accommodates guard-mounted highway pegs in almost any position. Reflective piping provides added visibility and convenient zippered pockets provide additional storage for maps or other small items.

##### 57100210

Fits '80-later Touring and Trike models equipped with engine guards. Does not fit with Original Equipment or accessory Color-Matched Fairing Lower. Does not fit Mustache or Chopped Engine Guards. Does not fit models with Extended Reach Brake Lever or Extended Reach Shift Lever. FLHXXX models require separate purchase of engine guards.



A. FAIRING LOWER FITTED GLOVE BOX LINER KIT



B. FLT AND FLHT FAIRING LOWER GLOVE BOXES



C. FAIRING LOWER QUICK-RELEASE HARDWARE KIT – '14-LATER MODELS



C. FAIRING LOWER QUICK-RELEASE HARDWARE KIT – '14-LATER MODELS



D. SOFT LOWERS – FRONT VIEW



D. SOFT LOWERS – REAR VIEW



E. MID-FRAME AIR DEFLECTOR – SMOKED – (58002-09A SHOWN)



F. MID-FRAME AIR DEFLECTOR TRIM – (58002-09A SHOWN)



F. MID-FRAME AIR DEFLECTOR – (57200157 SHOWN)



G. MID-FRAME AIR DEFLECTOR TRIM



H. ROAD GLIDE WIND DEFLECTOR KIT



H. WIND DEFLECTOR – (57000510 SHOWN)



H. WIND DEFLECTOR – (5700063 SHOWN)

## TOURING & TRIKE 235

### Air Deflectors

#### E. MID-FRAME AIR DEFLECTOR – SMOKED

Our new smoked Lexan Mid-Frame Air Deflector improves style and comfort. Fits perfectly between your Harley-Davidson® Touring or Trike frame and side panels to direct engine heat away from the rider and improve comfort on hot summer rides. Designed and tested for severe duty and extreme temperature applications. Durable smoked Lexan material adds subtle style. Easy to install and includes required mounting hardware

##### 57200356

Fits '09-later Touring and Trike models. Not compatible with '17-later models equipped with Cool Flow™ Fan P/N 26800120, 26800121 and 26800128. Stock on '20-later CVO™ models.

#### F. MID-FRAME AIR DEFLECTOR

Designed for severe duty and extreme temperature applications. These black deflectors attach to the frame below the seat and direct heat away from the rider to improve comfort. Kit includes all necessary hardware.

##### 58002-09A

Fits '09-later Touring and Trike models. Not compatible with '17-later models equipped with CoolFlow™ Fan P/N 26800120, 26800121 and 26800128.

##### 57200157

Fits '17-later Touring and Trike models equipped with CoolFlow Fan P/N 26800120, 26800121 and 26800128.

##### 58022-07A

Fits '01-'08 Touring models. Does not fit '01-'07 models equipped with Adjustable Rider Backrests.

#### G. MID-FRAME AIR DEFLECTOR TRIM

This injection-molded trim adds a touch of chrome to the Mid-Frame Air Deflectors on touring vehicles. These chrome accents blend the look of chrome from the engine and help make the deflectors look integrated with the bike.

##### 61400028

Fits '09-later Touring and Trike models with Original Equipment Mid-Frame Air Deflectors. Also fits models equipped with Mid-Frame Air Deflectors P/N 58002-09. Does not fit '17-later models equipped with CoolFlow Fan Kits.

#### H. ROAD GLIDE® WIND DEFLECTOR KIT

Easy to install, these snap-fit Wind Deflectors reduce and redirect the airflow that rises between the fairing and fork tubes. The resulting reduction in updraft can dramatically reduce buffeting for many riders.

##### 57000510

Fits '15-later Road Glide® models (except '18-later FLTRXSE models, '21-later FLTRXS and '22-later FLTRXST models). Stock on '15-later FLTRUSE and '20 FLTRK. Does not fit with Chopped Engine Guards P/N's 49000105A or 49000114A.

##### 5700063

Fits '98-'13 Road Glide models. (Will not fit models equipped with the Fuel Tank retrofit mounting kit.) Stock on '11-'13 CVO™ Road Glide models.



# 236 TOURING & TRIKE

Rider Comfort

## A. COOLFLOW™ FAN

Unlike traditional fan kits that try to cool the engine by blowing air across the cylinders and often onto your legs, the CoolFlow Fan Kit keeps the riders comfortable by pulling air away from the rear cylinder and exhaust pipe, and directing it toward the ground.

The CoolFlow Fan features switched On/Off/Auto operation on '17-later models and On/Off on '09-'16 models. In the "ON" mode, the fan is active at low speeds, and will turn off when the bike reaches 40mph. As speed drops, the fan turns back on at 35 mph. This logic program prevents the fan from cycling on and off during low speed changes. On '17-later models, the AUTO setting operates based on a combination of speed parameters and specific engine and ambient temperatures. Built to withstand the harsh motorcycle environment, the all-weather CoolFlow Fan is 100% waterproof and includes everything you need for installation. The plug-and-play design is integrated with the vehicle electronics, so "On/Off/Auto" fan operation is indicated in the odometer screen. Your dealer will enable this function in the Electronic Control Module (ECM) and you're ready to roll. Odometer fan status display feature availability varies by model and may not be available for your vehicle.

### 26800121

Fits '17-later FLHR, FLHRC, FLHRXS, FLHP and FLRT models. Does not fit with Starter End Cover P/N 31400088 and 31400090. FLHRC Brazil configurations and FLHP (all regions) require separate purchase of Mid-Frame Air Deflector P/N 57200151. Separate purchase of Mid-Frame Air Deflector Kit P/N 57200157 is recommended for maximum performance on all other vehicles. Dealer Digital Technician update is required to display fan status.

### 26800120

Fits '17-later FLHT, FLHXS, FLHXST, FLHXSE, FLTRX, FLTRXS and FLTRXST models. Does not fit with Starter End Cover P/N 31400088 and 31400090. FLHXS and FLHXSE Brazil configurations require separate purchase of Mid-Frame Air Deflector P/N 57200151. Separate purchase of Mid-Frame Air Deflector Kit P/N 57200157 is recommended for maximum performance on all other vehicles. Dealer Digital Technician™ update is required to display fan status.

### 26800128

Fits '17-later FLHTCU, FLHTCUTG, FLHTCUTGSE, FLHTK, FLHTKL, FLHTKSE, FLHTP, FLTRK and FLTRU models. Does not fit with Starter End Cover P/N 31400088 and 31400090. FLHTCUTG (HDI, ENG, HDJ configurations only), FLHTP and FLTRU models require separate purchase of Switch Pack P/N 69200173 and Switch Buttons (2) P/N 71400031. Kit includes replacement right side Mid-Frame Air Deflector. Dealer Digital Technician update is required to display fan status.

### 26800152

Fits '09-'16 Touring and Trike models with or without Original Equipment Mid-Frame Air Deflectors. Separate purchase of Mid-Frame Air Deflector Kit P/N 58002-09A is recommended for maximum performance if not equipped. '15-'16 FLRT models require separate purchase of Switch Pack P/N 71522-08.

## B. FAN ASSISTED OIL COOLER

Keep your cool. This easy-to-install Oil Cooler features a thermostatically controlled fan that provides continuous flow of cooling air – even while the bike is idling in traffic or moving at low speed. Ideal for bikes that see parade duty and other low speed or continuous idle situations, the Fan Assisted Oil Cooler is also the perfect addition to a bike modified with high-performance components. The fan automatically engages when the engine oil temperature rises, and when in operation, the Fan Assisted Oil Cooler can provide up to a 50-degree drop in oil temperature. And unlike other models, the Harley-Davidson® Fan Assisted Oil Cooler utilizes weather-rated fans and electronics that are designed for the harsh motorcycle environment. Engineered as a bolt-on replacement for the Original Equipment oil cooler, the Fan Assisted Oil Cooler is plug-and-play compatible with your bike's wiring harness. No splicing or rewiring is required. ECM reprogramming by a Harley-Davidson Dealer is required to complete the installation.

### 62700204

Fits '17-later Touring models equipped with air/oil-cooled Milwaukee-Eight® engines. Does not fit models equipped with Twin-Cooled™ engines. Not compatible with Oil Cooler Cover P/N 25700633 or 25700634. Original Equipment on oil-cooled Police and Freewheeler® models.



A. COOLFLOW FAN




A. COOLFLOW FAN (26800120 SHOWN)



A. COOLFLOW FAN (26800128 SHOWN)



B. FAN ASSISTED OIL COOLER



Front

Rear




C. MILWAUKEE-EIGHT® ENGINE OIL COOLER FAN



D. PREMIUM OIL COOLER KIT – '09-'10 TOURING (26155-09A SHOWN)



D. PREMIUM OIL COOLER KIT – '09-'10 TOURING (26155-09A SHOWN)



D. PREMIUM OIL COOLER KIT (26082-05C SHOWN)

# TOURING & TRIKE 237

Oil Coolers

## C. MILWAUKEE-EIGHT® ENGINE OIL COOLER FAN

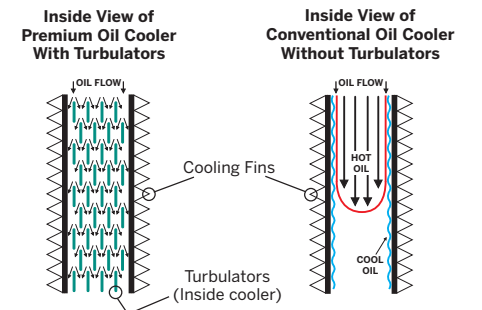
Traffic jam? This Oil Cooler Fan can help keep Milwaukee-Eight Engine oil temperature under control if you find yourself idling or moving slowly in traffic, especially in hot weather. Fan automatically engages to lower oil temperature up to 50 degrees compared to an oil cooler without a fan. Weather-proof for durability. Perfect addition to a bike equipped with high performance components. Ideal for bikes that see parade duty and other low speed or continuous idle situations. Fan automatically engages when the engine oil temperature rises. When in operation the Oil Cooler Fan can provide up to a 50 degree drop in oil temperature compared to an oil cooler without a fan. The Harley-Davidson® Oil Cooler Fan utilizes weather-rated fans and electronics that are designed for reliable service in the harsh motorcycle environment. Engineered for bolt-on installation and plug-and-play compatibility with your bike's wiring harness without unhooking messy oil lines. ECM reprogramming by a Harley-Davidson® Dealer is required to complete the installation. No splicing or rewiring is required.

### 26800195

Fits '17-later Touring models equipped with air/oil-cooled Milwaukee-Eight® engines. Does not fit models equipped with Twin-Cooled™ engines, or Trike and Police models equipped with fan assisted oil coolers. Not compatible with Oil Cooler Cover P/N 25700633 or 25700634.

## D. PREMIUM OIL COOLER KITS – TOURING

This oil cooler was designed specifically for Harley-Davidson to out-perform all other coolers in the industry. The cooler features a unique "Turbulator" system that evenly distributes oil across the cooling chambers. The air fins are designed to efficiently dissipate heat. The oil cooler has been designed to simplify installation and enhance performance. The large heat exchanger provides excellent cooling efficiency. The kit features a one-piece adapter plate with integrated thermostat that allows oil lines to connect to the oil filter bracket. Thermostat activates at 185°F (85°C). Kit comes complete with mounting hardware and precut oil lines.



Turbulators disperse and mix oil inside cooler to provide more efficient cooling capabilities. The cooler oil is not allowed to remain along the boundaries of the flow tube as in conventional coolers.

Coolers without the Turbulator system allow oil to flow only in a straight path. Oil does not mix and the cooler oil remains along the outer boundaries, while the hotter oil remains along the center path of flow. Without the mixing effects of the Turbulators, the conventional oil cooler provides less efficient cooling capabilities.

### 26155-09A Horizontal Mount.

Fits '09-'10 Touring models. Does not fit with Voltage Regulator Cover P/N 74538-09, DEFINITIVE5™ Filtration System Kit or models equipped with a sidecar.

### 26082-05C Horizontal Mount.

Fits '99-'06 Touring models. Does not fit with Chrome Display Stand P/N 99002-97A, Voltage Regulator Cover P/N 74538-09, DEFINITIVE5 Filtration System Kit or models equipped with a sidecar.

TOURING



## COMFORT IS KING

The ability to spend hours behind the handlebars and rack up hundreds of miles without stopping is dictated by how you feel on your bike. The shape of the seat, the reach to the handlebars and the location of your feet are all major factors in how far you can travel in a day. But don't forget your passenger's needs — he or she has a stake in this ride as well.

### THE RIDER & PASSENGER ENVIRONMENT

Accessories that impact the rider and passenger's physical contact with the motorcycle and the management of wind, temperature and road conditions should be your first consideration in building the ultimate touring machine.



RIDER/PASSENGER CONTACT POINTS	PAGE #	RIDER/PASSENGER ENVIRONMENT	PAGE #
1 PASSENGER BACKREST	258-271	9 HEATED PASSENGER BACKREST	270
2 PASSENGER ARMRESTS	254	10 HEATED RIDER & PASSENGER SEATING	245-247
3 RIDER BACKREST	252-253	11 HEATED GRIPS	506-507
4 RIDER & PASSENGER SEATING	240-251	12 WINDSHIELDS	218-233
5 HANDLEBAR	526-548	13 WIND DEFLECTORS	234-235
6 HIGHWAY PEGS	510	14 FAIRING LOWERS	234
7 FOOTBOARDS & FOOT CONTROLS	476-513	15 COOLFLOW FAN	236
8 PASSENGER FOOTBOARDS	512-513	16 ADJUSTABLE SUSPENSION	296-299

## ENJOY THE RIDE

The relationship between the seat, the handlebar and the foot controls has an enormous impact on the comfort, control and confidence you feel when riding your motorcycle. Once you've picked the bike, it's time to choose the options that match your ride to your personal dimensions.

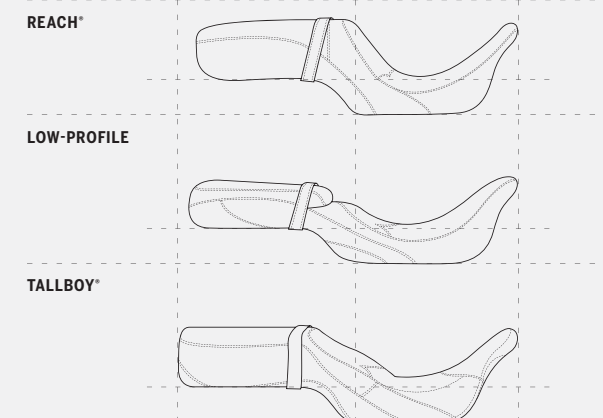


For shorter riders, consider tailoring your fit by changing to a Reach® Seat, Standard Foot Controls and lowered suspension height.



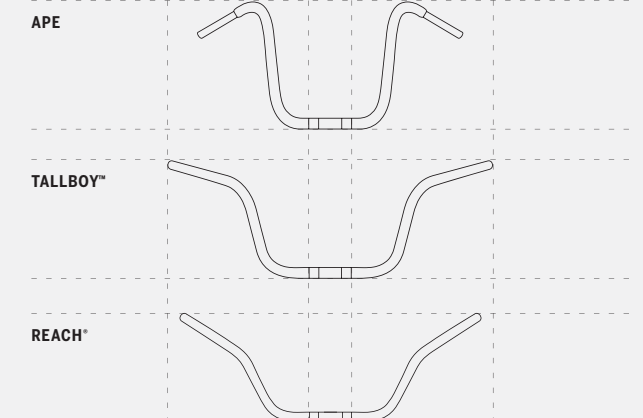
For taller riders, consider altering your ride by changing to a Tallboy® Seat and Extended Foot Controls.

### ESTABLISH YOUR POSITION AND FEEL



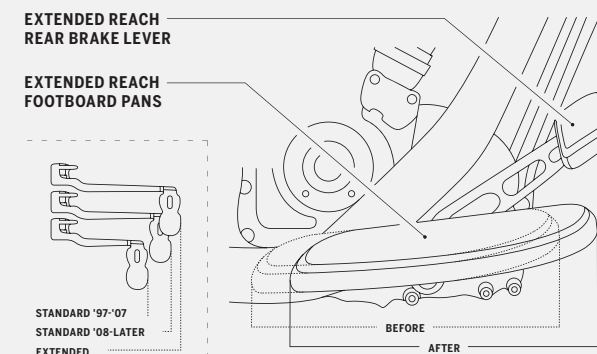
#### SEATS

Seat height and shape impact rider comfort, fit and confidence. Where the seat positions you relative to the foot controls, hand controls and the ground plays a major role in the quality of your ride.



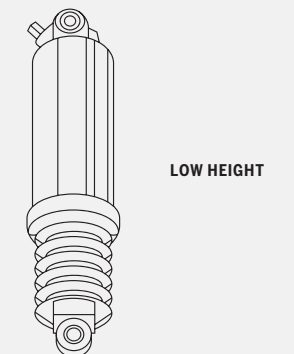
#### HANDLEBARS

Where the bar positions your arms, hands and wrists directly impacts how you feel on the motorcycle. Choose a bar that falls easily to hand, and does not pull you out of the seat when maneuvering.



#### FOOT CONTROLS

Repositioning your feet can relieve muscle tension, take pressure off the tailbone and reduce fatigue. The correct riding position can add hours of comfort and hundreds of miles to your daily saddle time.



#### SUSPENSION

Adjusting your motorcycle's ride height by raising or lowering the suspension is often the first step in fitting the bike to your stature. Being sure-footed at a stop can really increase your sense of confidence.



# 240 TOURING & TRIKE

Seating – Reach®

## REACH® SEATS

Designed to position riders with a shorter inseam closer to the ground, Reach® Seats are shaped to place the rider in a comfortable and confident relationship to the hand and foot controls. The wide seating surface provides loads of support while riding and the narrow tapered nose brings your legs together for an easier reach to the ground at a stop. Reach Seats feature a stepped profile that provides back support and keeps the rider from sliding back during acceleration.

### A. SUPER REACH SEAT

Get a little bit closer. Super Reach forward position seats are designed to move riders with a shorter inseam even closer to the controls and to bring the legs about 1.0" closer together so that your feet rest firmly on the pavement. The scooped bucket-shape saddle is enhanced with added back support padding to move the rider lower and forward.\* The combination positions the rider closer to the hand and foot controls to offer both comfort and confidence. Seat can be equipped with optional rider backrest for added support and comfort.

\*Measurements based on Original Equipment Electra Glide® seat:

'09 models – 2.0" lower, 2.5" forward

'10-'13 models – 1.5" lower, 2.5" forward

'14-later models – .5" lower, 2.0" forward

#### 54382-11

Fits '09-'13 Touring and Trike models. Also fits '14-later Touring models not equipped with Tour-Pak® luggage. Installation on '12-later CVO™ models requires removal of fender trim strips. Seat width 13.0"; passenger pillion width 12.0".

### B. REACH SOLO SEAT

From the custom metal Bar & Shield medallion to the sleek fast-back design, this seat is shaped to deliver the ergonomic position that a shorter rider needs. Sculpted and molded to ease the reach to the ground, this Reach Solo seat places the rider 3/8" lower and 1-1/4" forward when compared to the stock FLHX seat\*. The narrow nose and the low overall height provides the rider with added confidence and control while the bike is at a stop or during parking maneuvers, while the generous seating width adds support for the long haul. And the seat's upturned tail moves you closer to the controls without confining you to one position. For maximum comfort and support, this seat is recommended for smaller-framed riders between 5'-2" and 5'-8" tall.

\*Measurement as compared to other seating options:

– Original Equipment 2016 Electra Glide® model seat – 1.25" lower, 0.8" forward

– Original Equipment 2016 Street Glide® model seat – 0.375" lower, 1.25" forward

– Original Equipment 2016 Electra Glide Low model seat – .500" lower, .500" rearward

#### 52000253

Fits '09-later Touring models. Does not fit Trike models. Does not fit models equipped with Passenger Grab Rails. Does not accept rider backrest or passenger pillion. Seat width 15.0".

### C. REACH TWO-UP SEAT – '14-LATER MODELS

Original Equipment on the Ultra Classic® Low and Ultra Limited Low models, this Reach seat brings the legs about 1.0" closer together and features enhanced back support padding that moves the rider .8" lower and 1.5" forward without locking the rider into a cramped position.\* The Reach seat can be equipped with an optional rider backrest for additional touring comfort.

\*Measurements based on Original Equipment Electra Glide seat.

#### 52000334

Fits '14-later Touring and Trike models. Seat width 15.5"; passenger pillion width 16.0".



A. SUPER REACH SEAT



B. REACH SOLO SEAT



C. REACH TWO-UP SEAT – '14-LATER MODELS



D. REACH TWO-UP SEAT – '09-'13 MODELS



E. REACH TWO-UP SEAT – '08 MODELS



F. REACH TWO-UP SEAT – '97-'07 MODELS

# TOURING & TRIKE 241

Seating – Reach®

### D. REACH® TWO-UP SEAT – '09-'13 MODELS

This Reach® forward position seat brings the legs about 1.0" closer together and features enhanced back support padding that moves the rider lower and forward.\* Seat can be equipped with optional rider backrest for added support and comfort.

\*Measurements based on Original Equipment Electra Glide® seat:

'09 models – 1.0" lower, 2.5" forward

'10-'13 models – .5" lower, 2.5" forward

'14-later models – stock height, 2.0" forward

#### 54383-11

Fits '09-'13 Touring and Trike models. Also fits '14-later Touring models not equipped with Tour-Pak® luggage. Installation on '12-later CVO™ models requires removal of fender trim strips. Seat width 13.0"; passenger pillion width 12.0".

### E. REACH TWO-UP SEAT – '08 MODELS

This Reach forward position seat brings the legs about 1.0" closer together so that feet rest firmly on the pavement and is shaped to move the rider approximately .5" lower\* and .5" forward. Seat can be equipped with optional rider backrest for added support and comfort.

\*Measurement based on '08 Electra Glide Original Equipment seat.

#### 52619-08A

Fits '08 Touring and Trike models. Seat width 15.0"; passenger pillion width 13.0".

### F. REACH TWO-UP SEAT – '97-'07 MODELS

This Reach forward position seat has a tapered nose to bring the legs closer together. The bucket-shaped pillow-look saddle features added back support padding that moves the rider approximately 1.5" lower and 1.5" forward. Seat can be equipped with an optional Rider Backrest Kit for added support.

#### 52544-05A

Fits '97-'07 Electra Glide (except FLHX) and '98-'07 Road Glide® models. Seat width 16.0"; passenger pillion width 13.0".

#### 52609-05

Fits '97-'07 Road King® (except FLHRS) and FLHX models. Also fits '97-'07 FLHT and FLTR models equipped with Fuel Tank Console P/N 71288-03A or Trim Piece P/N 52447-96. Seat width 16.0"; passenger pillion width 13.0".



Reach Seats



# 242 TOURING & TRIKE

Seating – Tallboy®

## TALLBOY® SEATS

The correct riding position can help a tall rider sit comfortably on the bike and avoid leg cramps and back strain during a long day in the saddle. For riders with a longer inseam, a Tallboy® Seat will put you on the road to fatigue-free riding. Designed to move the rider up and back from the stock seating position, a Tallboy Seat can eliminate the knees-high riding position and effectively places the body for a natural arm and leg reach to the controls. Tallboy Seats feature a bucket-shaped design for added support and a wide seating surface to reduce pressure on the tailbone.

### A. TALLBOY SEAT – '14-LATER MODELS

This Tallboy Seat moves the rider back 1.5"\* to provide much-needed arm and leg room for the long-limbed rider. The seat is sculpted to provide superior support and comfort, with a slight bucket shape to provide room to vary your riding position fore and aft. The seat's level seating surface does not pitch the rider forward, and the overall ride height is similar to stock Electra Glide® and Road Glide® Ultra seating. Passenger comfort will be maximized with the Tour-Pak® Luggage mounted in the rear most position. Tallboy seats can be equipped with an optional rider backrest (except Adjustable Style) for additional touring comfort.

\*Measurements based on Original Equipment Electra Glide seat.

#### 52000252

Fits '14-later Touring and Trike models. Not compatible with Adjustable Rider Backrest kits. Seat width 16.5"; passenger pillion width 15.0".

### B. TALLBOY SEAT – '08-'13 MODELS

This Tallboy Seat moves the rider back\* to provide much-needed arm and leg room for the long-limbed rider. The seat height is similar to stock and the slight bucket shape offers additional lower back support. Passenger comfort will be maximized with the Tour-Pak Luggage mounted in the rear-most position. Accepts rider backrest (except Adjustable Style) for additional touring comfort.

\*Measurements based on Original Equipment Electra Glide seat:

'08-'13 models – stock height, 2.0" rearward

'14-later models – stock height, 1.5" rearward

#### 52099-09A

Fits '08-'13 Touring and Trike models. Also fits '14-later Touring models not equipped with Tour-Pak. Does not fit models equipped with Adjustable Rider Backrest Kits or Passenger Grab Rails. Installation on '12-later CVO™ models requires removal of fender trim strips. Seat width 16.0"; passenger pillion width 14.0".

### C. TALLBOY SEAT – '97-'07 MODELS

This Tallboy one-piece seat moves the rider back .5" and up 1.25" compared to the Original Equipment seat. The new position allows additional leg and arm movement for the long-limbed rider and a comfortable seating space for the open road. The bucket design of the Tallboy Seat provides additional rider back support and the wide raised pillion places the passenger for maximum comfort and commanding view. Can also be used with Rider Backrest Kits.

#### 52975-05

Fits '97-'07 Electra Glide® (except FLHX) and Road Glide® models. Seat width 17.5"; passenger pillion width 15.0".

#### 52976-05

Fits '97-'07 Road King® and FLHX models. Also fits '97-'07 Electra Glide and Road Glide models equipped with Fuel Tank Console P/N 71288-03A or Trim Piece P/N 52447-96. Seat width 17.0"; passenger pillion width 16.0".



A. TALLBOY SEAT – '14-LATER MODELS



B. TALLBOY SEAT – '08-'13 MODELS



C. TALLBOY SEAT – '97-'07 MODELS



D. SIGNATURE SERIES SOLO SEAT WITH RIDER BACKREST (SHOWN WITH MATCHING PASSENGER PILLION)



E. SUN RAY HEATED SEAT – '14-LATER MODELS



F. SUN RAY HEATED SEAT – '97-'07 MODELS

# TOURING & TRIKE 243

Seating – Signature & Sun Ray®

## D. SIGNATURE SERIES® SOLO SEAT WITH RIDER BACKREST

The perfect combination of foam density and shape has resulted in our most comfortable seat for long-haul touring. The seat is shaped with a wide seating area to spread the pressure across the broad surface and a narrow nose area to keep your legs together for a shorter reach to the ground. The Signature Series® Solo Seat features a built-in, fully adjustable and removable rider backrest for added support. The backrest provides a 5-position height adjustment with 1.5" range and a wide range of forward/back adjustment with a quick twist of the control knob. The backrest pad features a sleek shape that provides full lower back support without pushing the rider forward. When combined with the comfortable Passenger Pillion P/N 52000133 or 51770-09 (sold separately), the slim profile of the rider backrest offers the passenger a few more inches of space and the fold-down design permits easy passenger mounting/dismounting. The rich vinyl seating surface is easy to clean and maintain and features an embossed Bar & Shield logo on the side skirts for a finishing touch.

#### 51700-09

Fits '08-later Touring models. Seat width 16.5".

Shown with:

#### SIGNATURE SERIES PASSENGER PILLION

This easy-to-install pillion is designed for long-range passenger comfort. The wide seating surface and specific-density padding reduce pressure points and spread the weight for superior support. The smooth cover matches the Signature Series Solo Seat and the embossed Bar & Shield logo on the rear shows everyone that you are riding in style. Add a matching Smooth Passenger Backrest for the complete look.

#### 52000133

Fits '14-later Touring models equipped with Solo Seat P/N 51700-09. Pillion width 15.0".

#### 51770-09

Fits '08-'13 Touring models equipped with Solo Seat P/N 51700-09. Also fits '14-later Touring models not equipped with Tour-Pak® Luggage Carrier. Installation on '12-later CVO™ models requires removal of fender trim strips. Passenger Pillion width 15.0".

## E. SUN RAY® HEATED SEAT – '14-LATER MODELS

Chase away the chill on long fall and winter rides. This second-generation heated seat features dual-zone heated rider and passenger positions with separate high/low/off toggle controls for personal comfort selection. The one-piece seat with integrated heat pad and control system is simple to install and the heating element is switched on/off with the ignition to avoid draining the battery. Smooth styling complements any Touring model. Can be used with optional Rider Backrest Kits.

#### 52000135 Vinyl.

Fits '14-later Touring and Tri Glide® models. '14-'16 models require separate purchase of Electrical Harness Extension P/N 69200722. '17-later models require Electrical Harness Extension P/N 69201599A. Seat width 15.0"; passenger pillion width 15.0".

## F. SUN RAY HEATED SEAT – '97-'07 MODELS

Chase away the chill on long fall and winter rides. This Sun Ray® Heated Seat features dual-zone heated rider and passenger positions with separate high/low/off toggle controls for personal comfort selection. The durable leather seating surface with embossed ostrich skin pattern covers a deep bucket rider seat and a supportive passenger pillion for cross-country comfort. The one-piece seat with integrated heat pad and control system is simple to install and the heating element is switched on/off with the ignition to avoid draining the battery. Can be used with Rider Backrest Kits.

#### 51718-06 Leather.

Fits '97-'07 Electra Glide® (except FLHX) and '98-'07 Road Glide® models. Seat width 17.0"; passenger pillion width 16.0".



Tallboy Seats

TOURING



# 244 TOURING & TRIKE

Seating – Harley® Hammock

## ROAD ZEPPELIN® AIR ADJUSTABLE SEATS

The open road. That's where we developed and tested the revolutionary comfort of the Road Zeppelin® Seat. This remarkable seat removes pressure points and hot spots by adjusting the amount of air contained in each bladder within the seat. Easy-to-reach rocker switches on the side of the seat control the built-in compressor, adding and bleeding off air with the quick push of a button to help relieve stress from the lower back, tail-bone or lower extremities. On a long run, occasionally inflating and deflating the air bladders reduces the "numb butt" effect by improving the blood flow to the extremities. So grab a seat. And enjoy the ride.

### A. ROAD ZEPPELIN AIR ADJUSTABLE SEAT

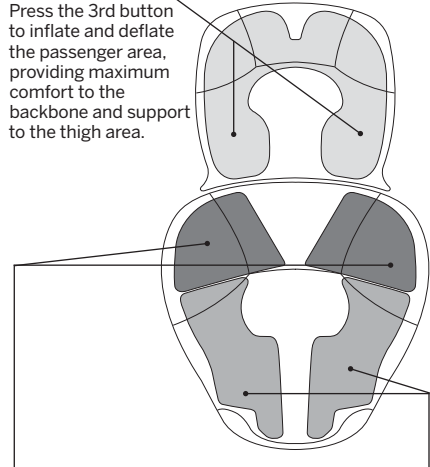
The Road Zeppelin seat's ergonomically friendly design combines a narrow front nose for ease of touching the ground at a stop with a wide seating surface for long-range rider and passenger comfort. The easy-to-clean vinyl seat is finished with an embroidered Road Zeppelin logo that lets everyone see that you take riding comfort seriously. The slotted seat accepts an optional rider backrest or passenger grab rail for additional touring comfort.

#### 52000201

Fits '08-later Touring and '09-later Tri Glide® models. '14-'16 models require separate purchase of Electrical Harness Extension P/N 69200722. '17-later models require Electrical Harness Extension P/N 69201599A. Installation on some '12-'13 CVO™ models requires removal of fender trim strips. Seat width 20.0"; passenger pillion width 14.5".

#### Passenger Zone

Press the 3rd button to inflate and deflate the passenger area, providing maximum comfort to the backbone and support to the thigh area.



#### Lower Back Zones

Press the 2nd button (rider only) to adjust the support in the lower back zone chambers, relieving pressure points in the lower back.

#### Thigh Zones

Press the 1st button to adjust pressure in the two thigh zone chambers, improving blood flow to lower extremities and adding support to thighs.

### B. HARLEY® HAMMOCK TOURING SEATS

Stay in the saddle all day. These Harley® Hammock Seats feature broad seating surfaces and a shallow bucket shape to distribute the weight and reduce pressure points. Beneath the 2" of traditional dual-density foam, the rider's weight is supported by a revolutionary fabric suspension system. The sling-like suspension system is integrated into the seat and acts like a hammock, providing 2" of suspension above the seat pan. This internal system prevents bottoming out and provides a 30% improvement in comfort and endurance over the long haul by sheltering the rider from pothole and highway expansion joint impacts. The generous seat length permits freedom of movement on long rides, making this seat a perfect option for taller riders.



A. ROAD ZEPPELIN AIR ADJUSTABLE SEAT



B. HARLEY HAMMOCK RIDER AND PASSENGER TOURING SEAT



B. HARLEY HAMMOCK RIDER AND PASSENGER TOURING SEAT – '14-LATER MODELS



B. HARLEY HAMMOCK RIDER AND PASSENGER TOURING SEAT – '97-'13 MODELS



C. HARLEY HAMMOCK RIDER TOURING SEAT – '08 MODELS

# TOURING & TRIKE 245

Seating – Harley® Hammock

## B. HARLEY® HAMMOCK RIDER AND PASSENGER TOURING SEAT

Protect the backside of both rider and passenger from harsh road conditions. With its revolutionary suspension systems, this Harley® Hammock Rider and Passenger Touring Seat offers increased isolation from sharp road impacts. For the rider, sling-like fabric suspension system acts like a hammock to reduce impacts and the 2" of traditional foam on top provides additional support. For the passenger, a multiple spring-board style suspension system along with 2" of traditional foam provides 15% improvement in passenger comfort. When compared to the Hammock Seat offered on select '14-later CVO™ models, this Hammock Seat reduces the bucket shape to accommodate a wide variety of rider sizes and allows fore-and-aft movement to vary the position on a long ride. Available with or without dual-zone heated rider and passenger seating areas, this seat's vinyl surface is easy to clean and maintain. Can be equipped with Rider Backrest (sold separately) on most models.

### Standard Harley Hammock Seat

**52000566** Without Heat. Fits '14-later Touring and Tri Glide® models. Installation on '14-'20 Tri Glide models requires removal of grab rail. Seat width 17.0"; passenger pillion width 15.0"

**52000567** Without Heat. Fits '09-'13 Touring and Trike models. Also fits '14-later Touring models not equipped with Tour-Pak® luggage. Trike models require separate purchase of Paint Guard Kit P/N 52000013. Does not fit models equipped with Passenger Grab Rail. Installation on '12-'20 CVO™ models requires removal of fender trim strips. Seat width 17.5"; passenger pillion width 15.0".

**52000072** Without Heat. Fits '97-'07 Electra Glide® and Road Glide® models. Seat width 18.0"; passenger pillion width 15.5".

**52000075** Without Heat. Fits '97-'07 Road King® and FLHX models. Seat width 18.0"; passenger pillion width 15.5".

**Heated Harley Hammock Seat**  
Heated Harley Hammock seats feature switch-activated dual-zone controls for rider and passenger.

**52000564** With Heat. Fits '14-later Touring® and Tri Glide models. '14-'16 models require separate purchase of Electrical Harness Extension P/N 69200722. '17-later models require Electrical Harness Extension P/N 69201599A. Installation on '14-'20 Tri Glide models requires removal of grab rail. Seat width 17.0"; passenger pillion width 15.0".

**52000565** With Heat. Fits '09-'13 Touring and Trike models. Also fits '14-'20 Touring models not equipped with Tour-Pak® luggage. '14-'16 models require separate purchase of Electrical Harness Extension P/N 69200722. '17-later models require Electrical Harness Extension P/N 69201599A. Trike models require separate purchase of Paint Guard Kit P/N 52000013. Does not fit models equipped with Passenger Grab Rail. Installation on '12-'20 CVO™ models requires removal of fender trim strips. Seat width 17.5"; passenger pillion width 15.0".

## C. HARLEY HAMMOCK RIDER TOURING SEAT

This Harley Hammock Seat coddles the rider and supports his or her weight with a wide seating surface and the revolutionary sling-like fabric suspension system. The passenger rides on a generous pillion of dual-density foam, shaped for support and long-haul comfort. The Harley Hammock Seat's vinyl surface is easy to clean and maintain and is finished with a Harley-Davidson raised script logo. Can be equipped with Rider Backrest (sold separately) on most models.

**53051-09**  
Fits '08 Touring models equipped with Tour-Pak luggage. Does not fit models equipped with Passenger Grab Rail. Seat width 17.5"; passenger pillion width 15.0".



## 246 TOURING & TRIKE

Seating – Heated & Cooled

### A. HARLEY® HAMMOCK HEATED & COOLED SEAT

Extend and optimize your riding season thanks to cooling and heating technology built into this premium seat for Touring and Trike models. The electronic heating/cooling system is self-contained within the seat. The seat can be easily removed after unplugging a single cord. This seat offers industry-leading cooling performance, and the heating function has been improved to reach its selected temperature twice as fast as previous heated seats. The Hammock seat is our most-premium touring seat design, created for the rider who wants the ultimate in long-haul comfort. For the rider it features a sling-like fabric suspension system that acts like a hammock, providing two inches of suspension above the seat pan, topped with an additional two inches of traditional foam cushioning. This internal suspension prevents "bottoming out" and provides an improvement in comfort and endurance by isolating the rider from harsh road conditions. The passenger position features a multiple spring-board style suspension system along with two inches of traditional foam. This seat really improves comfort and reduces fatigue on long rides. Greater comfort reduces fatigue and extends the riding season in any climate. In testing with a baseline ambient temperature of 85 degrees the seat cover will cool down by 25 degrees in about 30 minutes, from your 98-degree body temperature to about 76 degrees. As you ride, the cooling function draws heat away from your body, which makes you feel cooler. Dual Zone Control: Rider passenger seating positions must use the same temperature mode (heat or cool) but can adjust the level to individual preference or switch the function off. Redesigned heating element reaches selected temperature in only seven minutes. Seam-sealed construction prevents rain or wash water from infiltrating the seat foam. No riding for hours on a squishy seat. Compatible with Rider Backrest Mounting Kit (P/N 52589-09A)

#### 52000462

Fits '14-later Touring and Tri Glide® models. '14-'16 models require separate purchase of Electrical Harness extension P/N 69200722. '17-later models require separate purchase of Electrical Harness P/N 69201599A. Installation on '14-later Tri Glide models require separate purchase of Trike Support Bracket P/N 52100063.



A. HAMMOCK HEATED & COOLED SEAT



A. HARLEY-DAVIDSON® HAMMOCK HEATED & COOLED SEAT



A. HARLEY-DAVIDSON® HAMMOCK HEATED & COOLED SEAT



B. SUNDOWNER® HEATED & COOLED SEAT



B. SUNDOWNER® HEATED & COOLED SEAT



B. SUNDOWNER® HEATED & COOLED SEAT



C. HEATED & COOLED SEAT SUPPORT BRACKET

## TOURING & TRIKE 247

Seating – Heated & Cooled

### B. SUNDOWNER® HEATED & COOLED SEAT

Extend and optimize your riding season thanks to cooling and heating technology built into this premium seat for Touring and Trike models. Clever engineering has maintained the same footprint as the existing Sundowner seats, even with cooling & heating functionality. The seat can be easily removed after unplugging a single connection. This seat offers industry-leading cooling performance, and the heating function has been improved to reach its selected temperature twice as fast as previous heated seats. The two-up Sundowner™ Seat is engineered to provide the maximum in long-riding comfort. The deep-bucket design puts most riders in an ideal touring posture, and the generous padding makes it comfortable for both the rider and passenger as the miles are adding up. Greater comfort reduces fatigue and extends the riding season in any climate. In testing with a baseline ambient temperature of 85 degrees the seat cover will cool down by 25 degrees in about 30 minutes, from your 98-degree body temperature to about 76 degrees. As you ride, the cooling function draws heat away from your body, which makes you feel cooler. Dual Zone Control: Rider passenger seating positions must use the same temperature mode (heat or cool) but can adjust the level to individual preference or switch the function off. Redesigned heating element reaches selected temperature in only seven minutes. Seam-sealed construction prevents rain or wash water from infiltrating the seat foam. No riding for hours on a squishy seat. Compatible with Rider Backrest Mounting Kit (P/N 52589-09A)

#### 52000463

Fits '14-later Touring and Tri Glide® models. '14-'16 models require separate purchase of Electrical Harness extension P/N 69200722. '17-later models require separate purchase of Electrical Harness P/N 69201599A. Installation on '14-'later Tri Glide models require separate purchase of Trike Support Bracket P/N 52100063.

### C. HEATED & COOLED SEAT SUPPORT BRACKET

Support bracket required for installing Harley Hammock Heated & Cooled Seat or Sundowner Heated & Cooled Seat on Tri Glide models.

#### 52100063

Fits '14-later Tri Glide models. Required for installation of Harley® Hammock Heated & Cooled Seat P/N 52000462 or Sundowner Heated & Cooled Seat P/N 52000463.



# 248 TOURING & TRIKE

Seating – Sundowner™

## SUNDOWNER™ SEATS

The Sundowner™ Seat provides the maximum in long-riding comfort. The deep-bucket design puts your body in the proper touring position and the generous padding makes it comfortable for both the rider and passenger as the miles are adding up. The dished shape provides added rider back support and the wide passenger pillion is shaped to minimize pressure points.

### A. SUNDOWNER SEAT – SMOOTH

The smooth cover complements any Touring model. Seat accepts rider backrest for additional touring comfort.

#### 52000128

Fits '14-later Touring and Tri Glide® models. Seat width 14.5"; passenger pillion width 13.0".

#### 52093-08A

Fits '08-'13 Touring and Trike models. Also fits '14-later Touring models not equipped with Tour-Pak® luggage. Installation on '12-later CVO™ models requires removal of fender trim strips. Seat width 16.0"; passenger pillion width 14.0".

#### 51726-05

Fits '97-'07 Road King® and FLHX models. Also fits '97-'07 Electra Glide® and Road Glide® models equipped with Fuel Tank Console P/N 71288-03A or Trim Piece P/N 52447-96. Seat width 15.0"; passenger pillion width 12.0".

#### 51542-01B

Fits '97-'07 Electra Glide (except FLHX) and Road Glide models. Seat width 16.0"; passenger pillion width 13.5".

### B. SUNDOWNER SEAT – FREEWHEELER®

This Sundowner seat is finished in rich black vinyl and is styled to complement the Freewheeler® Trike model's Original Equipment seat.

#### 52000183

Fits '15-later FLRT models. Seat width 15.0"; passenger pillion width 11.0".

### C. SUNDOWNER SEAT – ROAD KING® CLASSIC BASKETWEAVE

Decorated with a pleated leather valance and chrome Road King Classic concho, the seat stays true to Road King Classic styling. Accepts rider backrest for additional touring comfort.

#### 51615-09A

Fits '08-'13 Touring and Trike models. Also fits '14-later Touring models not equipped with Tour-Pak. Installation on '12-later CVO models requires removal of fender trim strips. Seat width 16.0"; passenger pillion width 14.0".

#### 51615-99C

Fits '97-'07 Road King and FLHX models. Also fits '97-'07 Electra Glide and Road Glide models equipped with Fuel Tank Console P/N 71288-03A or Trim Piece P/N 52447-96. Seat width 15.0"; passenger pillion width 12.0".

### D. SUNDOWNER™ SEAT – '06-'10 STREET GLIDE® STITCHING

Decorated with tuck and roll pleating, the Sundowner™ Seat complements the '06-'10 Street Glide® styling. Accepts rider backrest for additional touring comfort.

#### 51630-09A

Fits '08-'13 Touring and Trike models. Also fits '14-later Touring models not equipped with Tour-Pak® luggage. Installation on '12-later CVO™ models requires removal of fender trim strips. Seat width 16.0"; passenger pillion width 14.0".

#### 51630-06

Fits '97-'07 Road King® and FLHX models. Also fits '97-'07 Electra Glide® and Road Glide® models equipped with Fuel Tank Console P/N 71288-03A or Trim Piece P/N 52447-96. Seat width 15.0"; passenger pillion width 12.0".



A. SUNDOWNER SEAT – SMOOTH (52000128 SHOWN)



B. SUNDOWNER SEAT – FREEWHEELER



C. SUNDOWNER SEAT – ROAD KING CLASSIC BASKETWEAVE (51615-09A SHOWN)



D. SUNDOWNER SEAT – '06-'10 STREET GLIDE STITCHING (51630-09A SHOWN)



E. DRAG SEAT – GLOSS BLACK BASE



E. DRAG SEAT – GLOSS BLACK BASE



E. DRAG SEAT – BRUSHED ALUMINUM BASE



E. DRAG SEAT – BRUSHED ALUMINUM BASE

# TOURING & TRIKE 249

Seating – Low Profile

## E. DRAG SEAT

For those who live for the moment red lights turn green, the Drag Seat is destined to keep the rider firmly planted in the bike under hard acceleration and maneuvering. The raised pillion of the Drag Seat provides increased support when you need it most. Structural ridges of foam provide increased grip without compromising comfort. The exposed light-weight aluminum seat pan provides a rigid foundation for the seat and offers better rider feedback from the vehicle under aggressive maneuvering. Seat Width: 12.33" Pillion Width: 9.74"

Fits '14-later Touring models. Does not fit Trike models. Does not fit models equipped with Passenger Grab Rails or vehicles equipped with Tour-Pak® luggage carrier.

52000461 Gloss Black Base.

52000452 Brushed Aluminum Base.



# 250 TOURING & TRIKE

Seating – Low Profile

## A. BRAWLER® SOLO SEAT

When it's time to go it alone, go in style. These premium quality cowhide leather solo saddles feature a smooth, sleek design that hugs the frame rails for a true custom look. The Brawler® seat's design places the rider "in" the bike for a low-slung riding position, and features a "kick-up" in the rear to hold the rider in place. The seating position is generally lower than stock, but not as far back as Badlander or other low-profile seats. The top-grain leather seating surface and contoured foam padding provide a firm but luxurious feel. Seat does not fit with passenger pillions.

**52000268**

Fits '08-later Touring models. Does not fit Trike models. Does not fit models equipped with Passenger Grab Rails. Does not accept rider backrest. Seat width 13.0".



A. BRAWLER SOLO SEAT

## B. LEATHER BADLANDER® SEAT

The traditional Badlander® seat's low and lean style sets the stage for your minimalist custom ride. The frame-hugging rider seat and the slim tapered passenger pillion visually stretch the bike and enhance the slammed look. The seat shape stays low along its entire length and follows the lines of the bike with minimal disruption, and delivers a riding position that is lower and generally farther back than the stock seat. Ideal for both short riders needing to be closer to the ground, or for tall riders that want to bove back in the bike without sitting higher. This seat is wrapped in supple top-grain leather and finished with an embroidered Harley-Davidson script. Kit includes leather grab strap and mounting hardware.

**52000257**

Fits '08-later Touring models. Does not fit Trike models. Installation on '12-later CVO™ models requires removal of fender trim strips. Seat width 13.0"; passenger pillion width 6.0".



B. LEATHER BADLANDER SEAT

## C. BADLANDER SEAT

Clean smooth covers, subtle top-stitching and a frame-hugging profile add up to a statement only Harley could create. The low design delivers a reduced seat height that is ideal for riders that want the shortest possible reach to the ground, and the long and lean shape allows tall riders to move back from the hand and foot controls without sitting higher on the bike. Kit includes grab strap and all mounting hardware. Does not accept a rider backrest.

**52067-08A**

Fits '08-later Touring models. Does not fit Trike models. Installation on '12-later CVO models requires removal of fender trim strips. Seat width 13.0"; passenger pillion width 6.0".

**52066-97C**

Fits '97-'07 Road King® (except FLHRS) and FLHX models. Also fits '97-'07 Electra Glide® and Road Glide® models equipped with Fuel Tank Console P/N 71288-03A or Trim Piece P/N 52447-96. Seat width 12.25"; passenger pillion width 4.5".

**52265-01A**

Fits '97-'07 Electra Glide (except FLHX) and Road Glide models. Seat width 12.5"; passenger pillion width 4.5".



C. BADLANDER SEAT

## D. LEATHER LOW-PROFILE BUCKET SEAT

A custom-look low and slammed seat, with a bucket contour for added support. Features embroidered logo and an opening that receives a matching Rider Backrest.

**52095-08A**

Fits '08-later Touring and Tri Glide models. Installation on '12-later CVO models requires removal of fender trim strips. Seat width 15.0"; passenger pillion width 8.5".

**52918-98B**

Fits '97-'07 Road King® (except FLHRS) and FLHX models. Also fits '97-'07 Electra Glide and Road Glide models equipped with Fuel Tank Console P/N 71288-03A or Trim Piece P/N 52447-96. Seat width 15.7"; passenger pillion width 6.5".



D. LEATHER LOW-PROFILE BUCKET SEAT

NOTE: Some Harley-Davidson® seats are made of leather. Fine leathers or other natural materials WILL gain "character," such as wrinkles or wear, with age. This is normal. A fine, aged patina and character wrinkles are a sign of the extremely high-quality materials used to construct your seat or backrest. The appearance of scars or marks on the leather are a result of using natural leather panels and should not be thought of as an imperfection. Please use Harley-Davidson® Leather Protectant P/N 93600034 to protect your investment.



E. LOW-PROFILE SOLO TOURING SEAT – SMOOTH VINYL (SHOWN WITH LOW-PROFILE PASSENGER PILLION)



F. LOW-PROFILE SOLO TOURING SEAT – BLACK DIAMOND (SHOWN WITH LOW-PROFILE PASSENGER PILLION)



G. LOW-PROFILE SOLO TOURING SEAT – MAHOGANY BROWN (SHOWN WITH LOW-PROFILE PASSENGER PILLION)

# TOURING & TRIKE 251

Seating – Low Profile

## LOW-PROFILE SOLO TOURING SEATS AND PILLIONS

Set your custom bagger apart with a Low-Profile Solo Seat that combines street-rod style with a surprising touch of comfort. Start with a shape that distributes your weight across a wide surface area to reduce pressure points. Then, add a tapered nose that brings the legs closer together to shorten the reach to the ground. The result is the slammed custom seat that you crave, with enough comfort and support to let you actually spend time in the saddle. Finish the look with your choice of matching passenger pillion, sissy bar pad and Tour-Pak® carrier backrest pad.

## E. LOW-PROFILE SOLO TOURING SEAT – SMOOTH VINYL

Wrapped in supple black vinyl, this Low-Profile Solo Seat is shaped to hug the frame and place the rider "in" the bike – not on top of it. The slight bucket shape cradles the rider, and keeps him or her from sliding rearward during acceleration.

**52000249**

Fits '09-later Touring models. Does not fit Trike models. Does not accept Rider Backrest. Seat width 15.0".

**Shown with:**

## LOW-PROFILE PASSENGER PILLION – SMOOTH VINYL

Enveloped in smooth black vinyl, this Passenger Pillion is the perfect complement to the Smooth Vinyl Low-Profile Solo Seat. Easy on-and-off installation lets you change from a two-up tourer to a stripped-down cruiser in seconds. Includes matching grab strap.

**52400141**

Fits '09-later Touring models equipped with Solo Seat P/N 52000249. Pillion width 11.0". Does not fit Trike models.

## F. LOW-PROFILE SOLO TOURING SEAT – BLACK DIAMOND

Swathed in textured black vinyl, this Low-Profile Solo Seat features a custom diamond-pleated seating surface highlighted with double-row toast-colored accent stitching. The rich materials add an elegant finish to your custom bagger.

**52000248**

Fits '09-later Touring models. Does not fit Trike models. Does not accept Rider Backrest. Seat width 15.0".

**Shown with:**

## LOW-PROFILE PASSENGER PILLION – BLACK DIAMOND

Layered in a combination of smooth and textured black vinyl, this Passenger Pillion is the perfect complement to the Black Diamond Low-Profile Solo Seat. Easy on-and-off installation lets you change from a two-up tourer to a stripped-down cruiser in seconds. Includes matching grab strap.

**52400140**

Fits '09-later Touring models equipped with Solo Seat P/N 52000248. Pillion width 11.0". Does not fit Trike models.

## G. LOW-PROFILE SOLO TOURING SEAT – MAHOGANY BROWN

Finished with a rich textured mahogany-brown vinyl and upholstered in a custom diamond-pleat pattern with complementing double-row gold stitching, this Low-Profile Solo Seat brings a non-traditional look to your Touring model.

**52000057**

Fits '09-later Touring models. Does not fit Trike models. Does not accept Rider Backrest. Seat width 15.0".

**Shown with:**

## LOW-PROFILE PASSENGER PILLION – MAHOGANY BROWN

Dressed in rich textured brown vinyl and finished with elegant gold stitching, this Passenger Pillion is the perfect complement to the Mahogany Brown Solo Seat. Easy on-and-off installation lets you change from a two-up tourer to a stripped-down cruiser in seconds. Includes matching grab strap.

**52400040**

Fits '09-later Touring models equipped with Solo Seat P/N 52000057. Pillion width 11.0". Does not fit Trike models.



# 252 TOURING & TRIKE

Seating – Rider Backrests

## A. ADJUSTABLE RIDER BACKRESTS

Add support for the long haul. With one quick pull from the integrated gas spring, you can instantly adjust the riding position through a 30-degree range. The backrest pad features a sleek shape that provides full lower back support without pushing the rider forward and a slim profile that offers the passenger a few more inches of space. The backrest features a pull knob-activated, five-position, 1.5" height adjustment. The backrest can be easily removed and folds down to allow easier passenger mounting.

Fits '97-later Touring and Trike models equipped with many one-piece slotted seats. This rider backrest may not look appropriate on select Original Equipment, CVO™ seats and accessory seats that are styled with a low-profile look. Installation requires separate purchase of model-specific Adjustable Rider Backrest Mounting Kit.

- |                     |                              |
|---------------------|------------------------------|
| <b>1. 52423-09A</b> | Comfort Stitch Style.        |
| <b>2. 52591-09A</b> | Road King® Classic Style.    |
| <b>3. 52546-09A</b> | '06-'10 Street Glide® Style. |
| <b>4. 52501-09A</b> | Smooth Style.                |

Shown with:

### ADJUSTABLE RIDER BACKREST MOUNTING KIT

Kit includes mounting bracket, adjustment handle and all required installation hardware.

**52596-09A**

Required to install Adjustable Rider Backrest on '09-later Touring models. Does not fit Trike models.

**54099-10**

Required to install Adjustable Rider Backrest on '09-later Tri Glide® models. Also fits '15-later Freewheeler® models equipped with Sundowner™ Seat P/N 52000183.

**52593-09A**


Required to install Adjustable Rider Backrest on '97-'08 Touring models.



A. ADJUSTABLE RIDER BACKREST KITS



A. ADJUSTABLE RIDER BACKRESTS (SHOWN WITH MOUNTING KIT)



B. RIDER BACKREST



B. RIDER BACKRESTS (SHOWN WITH MOUNTING KIT)



C. RIDER BACKREST ORGANIZER

# TOURING & TRIKE 253

Seating – Rider Backrests

## B. RIDER BACKRESTS

Add back support for long-haul riding comfort. Contoured backrest pad is shaped to provide full lower back support without pushing the rider forward and the slim profile offers the passenger a few more inches of room. An adjustable support bracket with four mounting locations accommodates different seats and riding positions. The backrest pad angle can be adjusted for maximum comfort.

Fits '88-later Touring and Trike models equipped with one-piece slotted seat. Installation requires separate purchase of model-specific Rider Backrest Mounting Kit.

- |                     |                              |
|---------------------|------------------------------|
| <b>1. 52572-09A</b> | Comfort Stitch Style.        |
| <b>2. 52583-09A</b> | Road King® Classic Style.    |
| <b>3. 51631-09A</b> | '06-'10 Street Glide® Style. |
| <b>4. 52900-09A</b> | Smooth Leather Style.        |
| <b>5. 52914-09A</b> | Smooth Vinyl Style.          |

Shown with:

### RIDER BACKREST MOUNTING KIT

Kit includes mounting bracket and all required installation hardware.

**52589-09A**

Required to install rider backrest on '09-later Touring models. Does not fit Trike models.

**52300642**

Required to install rider backrest on '09-later Trike models.

**52587-09**

Required to install rider backrest on '88-'08 Touring models.

## C. RIDER BACKREST ORGANIZER

Keep your passenger's essentials close at hand. Convenient storage system is form-fitted to the rider backrest, and provides easy access to a variety of on-road necessities. The two zippered pockets and mesh pouch offer plenty of room for a water bottle, cell phone, keys, registration papers, sunscreen and lip balm, and one zippered pocket features a headphone port for easy connection to a personal music device. The Organizer features side laces for secure installation, and a smooth vinyl face with no raised seams for rider comfort.

**93300098**

Fits '09-later models equipped with H-D® Rider Backrest.



## 254 TOURING & TRIKE

Seating – Accessories

### A. PASSENGER ARMRESTS

If your passenger is happy, you'll be happy. Premium passenger armrests have been ergonomically designed to provide the ultimate in passenger comfort. The soft pads provide excellent forearm support on a long ride and eliminate the passenger's "what do I do with my hands" dilemma. Both armrests conveniently swing out of the way for easy mounting and dismounting and the pads and arms can be oriented in multiple positions for increased comfort. The armrest pads feature spring-loaded hinged storage compartments that can easily hold your compact personal items. The high-quality black vinyl upholstered pads and support arms blend beautifully with Original Equipment seats and speaker pods. Complete kit includes all required installation hardware.

#### 52400073

Fits '14-later Touring models equipped with Hard Tour-Pak® Luggage (except CVO™ models). Also fits with H-D® Detachables™ Tour-Pak Mounting Racks. Does not fit Trike models or vehicles with saddlebag lid rails or passenger grab rail.

#### 52400106

Fits '09-later FLHTCUTG models. Not compatible with Boom!™ Audio Trike Body-Mount Speaker Kit P/N 76000618.



A. PASSENGER ARMRESTS (52400073 SHOWN)



A. PASSENGER ARMRESTS – RETRACTED



A. PASSENGER ARMRESTS – STORAGE COMPARTMENT



A. PASSENGER ARMRESTS (52400073 SHOWN)



B. PASSENGER GRAB RAIL – CHROME (52400090 SHOWN)



B. PASSENGER GRAB RAIL – GLOSS BLACK (52400091 SHOWN)



B. PASSENGER GRAB RAIL



C. PASSENGER HANDRAIL COVERS

## TOURING & TRIKE 255

Seating – Accessories

### B. PASSENGER GRAB RAIL

Add comfort and confidence for your riding companion. This easy-to-install handrail provides a convenient hand grip for your passenger and a secure tie-down point for pillion-mounted touring luggage.

Fits '14-later Touring and Tri Glide® models. Does not fit models equipped with Tallboy® Seat P/N 52000134 or Passenger Armrest Kit P/N 52400073 or FLHTKSE and FLTRUSE models with Original Equipment seat.

**52400090** Chrome.

**52400091** Gloss Black.

### C. PASSENGER HANDRAIL COVERS

Beef up the look of the passenger handrail with these easy-to-install chrome-plated grips. The thick diameter offers a firm and comfortable hand hold for your passenger and features jet black rubber inserts, ball-milled grooves and Bar & Shield logo for added style. Kit includes right and left grip and stainless steel mounting hardware.

#### 91668-05

Fits '99-'13 Touring models equipped with Passenger Grab Rails.

### D. QUICK-RELEASE SEAT HARDWARE KIT

This Quick-Release Hardware Kit allows the rider to remove one-piece Harley-Davidson® seats quickly and easily. The knurled knob is easy to install or remove without tools, and the nylon washer keeps the finger tightened knob in place and rattle free. A raised-logo Harley-Davidson® emblem finishes the look. SAE 1/4"-20 thread.

Fits '97-later XG, XL, Dyna®, Softail® (except '12-'17 FLS models equipped with Original Equipment seat), Touring and Trike models equipped with SAE 1/4"-20 seat mount hardware. Does not fit seats equipped with spring-loaded rear seat bracket.

**51676-97A** Chrome.

**10500093** Gloss Black.

### E. SEAT MOUNTING NUTS – GLOSS BLACK

When blacking-out your bike, don't miss the details. These gloss black Seat Mounting Nuts take the hassle out of removing your two-piece seat and complete the blacked out look. These rich black caps dress up the seat mounting tab and the knurled knob makes fastening and unfastening the seat easy work. No tools required. Sold in pairs.

#### 10400049

Fits all Softail and Touring models with Original Equipment or Genuine Motor Accessory 2-piece seat and knurled seat mounting nuts.



D. QUICK-RELEASE SEAT HARDWARE KIT – CHROME



D. QUICK-RELEASE SEAT HARDWARE KIT – GLOSS BLACK



E. SEAT MOUNTING NUTS – GLOSS BLACK



# 256 TOURING & TRIKE

## Seating Accessories

### A. ROAD ZEPPELIN® SEAT PAD

Experience ultimate comfort. Designed to ensure hours of comfort in the saddle, Road Zeppelin® Seat Pads are equipped with a unique air bladder system that allows your weight to be supported evenly across the entire seating surface. Whether you have a low-profile seat or a larger, more comfortable seat, you will feel the benefits. This air bladder system is designed to reduce pressure points, provide shock absorption and reduce vibration. Unlike other mouth-inflated seat pads, the Road Zeppelin Pad features an easy-to-reach integrated hand pump and metered air release valve that permits quick and controllable adjustment. You can easily adjust the comfort and support while seated on the pad. The UV-stable and snag-resistant mesh cover allows air to circulate beneath the rider's body, reducing the temperature trapped between the rider and seat. Shaped to conform to most Harley-Davidson® seats, the pads feature adjustable mounting straps and a non-skid surface to keep them in place. The hand-washable seat pad can be deflated and rolled for compact storage.

**52000327** Rider.  
Fits rider position on all models equipped with Original Equipment or accessory seats. Also fits passenger position on Touring models with large pillion area. Pad width – 14.0".

**52400162** Passenger.  
Fits Original Equipment and accessory passenger pillions. Pad length – 12.0"; width – 9.0".



A. ROAD ZEPPELIN SEAT PAD



A. ROAD ZEPPELIN SEAT PAD



A. ROAD ZEPPELIN SEAT PAD

Mesh cover permits air circulation to reduce temperature trapped between the rider and the seat.

12 air pockets are designed to reduce pressure points and spread the rider's weight across a wide surface.

Hand-washable seat pad can be deflated and rolled for compact storage.

Inner bladder pockets are interconnected to create a balanced air cushion for optimal support.

Non-skid bottom pad and adjustable mounting straps hold the pad in place.

Ergonomic design for easy hand grip while working the pump

Leak-free twist air release valve for quick and controllable adjustment.

Integrated bulb-style air pump for easy inflation.

# TOURING & TRIKE 257

## Seating Accessories

### B. CIRCULATOR SEAT AND BACKREST PADS

Keep comfortable on your next long ride. These breathable Circulator Seat and Backrest Pads feature 3D construction that promotes air movement and reduces heat buildup where the rider's body touches the seat or backrest. Designed to keep the rider cool by reducing the perspiration buildup between you and the seating surface, the Circulator Pad can be installed and removed in seconds for easy cleaning. The low-profile design minimizes seat-height change compared to inflatable pads, while enhancing comfort with its shock-absorbing construction. Manufactured of UV-stable materials, these seat and backrest pads resist fading when exposed to the sun. Elastic under-seat strap and non-slip base provide secure installation and the available Circulator Passenger Pillion Pad attaches to the rider pad with hook-and-loop tabs.

**51076-10** Large Seat Pad.  
Fits Softail®, Touring and Trike models with Original Equipment and accessory seats. Will not fit Bobber or Road Zeppelin® seats. 16.0" wide.

**51078-10** Passenger Pillion Pad.  
Fits Original Equipment and accessory passenger pillions. 13.0" wide.

**52300103** Wide Backrest Pad.  
Fits wide profile Rider and Passenger Backrest Pads up to 12.0" wide and 9.0" tall.

**52300105** Tour-Pak® Wrap Around Backrest.  
Fits Tour-Pak Wrap Around Passenger Backrest Pads.

### C. RAIN COVERS\*

Featuring a handy storage sack, this black nylon, water-resistant, Cordura® cover packs easily and shelters your seat from the storm.

**51638-97** Solo Seat.  
Fits H-D® solo seats (except XR and FLSTS).

**52952-97** Seat with Rider Backrest.  
Fits H-D Touring and Trike seats. Fits with accessory rider backrest.

### D. FLHT/FLTR TRIM PIECE

This top-stitched trim piece opens a new world to the Standard Electra Glide® and Road Glide® model owners, allowing fitment of Road King® seats.

**52447-96** Fits '94-'07 FLHT and FLTR models.



B. CIRCULATOR SEAT PADS (ROAD KING SHOWN)



B. CIRCULATOR BACKREST PAD – WIDE



B. CIRCULATOR BACKREST PAD – WRAP AROUND



C. RAIN COVER – SEAT WITH RIDER BACKREST



D. FLHT/FLTR TRIM PIECE



**\*WARNING:** Do not use while riding; could result in death or serious injury.



# 258 TOURING & TRIKE

## Backrests & Racks

### A. QUICK-RELEASE SISSY BAR UPRIGHT – FREEWHEELER® MODELS

Add passenger comfort and support to your Freewheeler® Trike model. Designed to blend with the curved lines of the trunk lid, the one piece upright slips into the docking ports and can be removed in seconds with a simple push of the release buttons. When the sissy bar is removed, you can pop in the included decorative caps for a clean custom look. The standard height upright accepts most mid-sized or oversized touring model passenger backrest pads (sold separately) and is the perfect finishing element for your long-distance touring machine. Available in your choice of mirror chrome or gloss black finish.

Fits '15-later FLRT models.

**52300324A** Chrome.

**52300415** Gloss Black.




**A. QUICK-RELEASE SISSY BAR UPRIGHT – FREEWHEELER MODELS CHROME**

### B. AIR WING LUGGAGE RACK – FREEWHEELER MODELS\*

The low-profile aerodynamic styling of the Air Wing Luggage Rack draws your eye with its sleek lines and the engraved Harley-Davidson script adds a signature touch. This full-sized rack protects the trunk lid from scratches. The die-cast wing and lightweight steel tubing are hand-polished before finishing for long-lasting beauty. Kit includes all necessary mounting hardware.

**50300097** Chrome.

Fits '15-later FLRT models.



**A. QUICK-RELEASE SISSY BAR UPRIGHT – FREEWHEELER MODELS GLOSS BLACK**


**B. AIR WING LUGGAGE RACK – FREEWHEELER MODELS**



**C. 4-POINT DOCKING HARDWARE KIT – CHROME '14-LATER MODELS**



**C. 4-POINT DOCKING HARDWARE KIT – GLOSS BLACK '14-LATER MODELS**



**D. H-D DETACHABLES DOCKING HARDWARE KIT – '97-'08 TOURING MODELS**

# TOURING & TRIKE 259

## Backrests & Racks

### C. 4-POINT DOCKING HARDWARE KIT

The ideal choice for maximum versatility, this complete kit contains the docking hardware necessary to install all H-D® Detachables™ accessory options. Even if you only install a passenger backrest today, this kit allows you to add accessories as your touring demands change. Provides docking points to allow installation of H-D Detachables Sissy Bar, Solo Luggage Rack, Two-Up Luggage Rack, Solo Tour-Pak® Luggage Rack or Two-Up Tour-Pak Rack.

Fits '14-later Touring models (except models equipped with rigid-mount Tour-Pak luggage).

**52300353** Chrome.

**52300354** Gloss Black.

Fits '09-'13 FLHR, FLHRC, FLHT, FLHX, FLHXSE, FLTR, FLTRX and FLTRXSE, '13 FLHRSE and '09 FLTRSE models. For use with H-D Detachables Sissy Bars, Solo Luggage Racks, 2-Up Luggage Racks, Solo Tour-Pak Rack and 2-Up Tour-Pak Rack. FLHRC models require separate purchase of Saddlebag Hinge Stop P/N 90580-09.

**54205-09A** Chrome.

**54246-09A** Gloss Black.

### D. H-D® DETACHABLES™ DOCKING HARDWARE KITS – '97-'08 TOURING MODELS

**For Sissy Bar, Solo Luggage Rack or Solo Tour-Pak®**  
Kit contains the docking hardware necessary to install all H-D® Detachables™ accessories on your Road King®, Road Glide®, Street Glide® or Electra Glide® Standard model. Provides docking points to allow installation of detachable Passenger Backrest, Solo Luggage Rack or Solo Tour-Pak® Rack.

**53803-06**

Fits '97-'08 Touring models (except FLHTCUI and '07-'08 FLHRSE).

#### **For Two-Up Tour-Pak or Two-Up Luggage Rack**

Kit contains the docking hardware necessary to install H-D Detachables accessories on your Road King, Road Glide, Street Glide or Electra Glide Standard model. Provides docking points to allow installation of detachable Two-Up Luggage Rack or Two-Up Tour-Pak.

**53804-06**

Fits '97-'08 Touring models (except FLHTCUI and '07-'08 FLHRSE).

#### **Docking Hardware Fitment Matrix – '97-'08 Models**

Touring Detachable	Docking Kit	Diagram
Sissy Bar Upright P/N 52933-97C, 52805-97B, 52935-04A or 52723-06A	<b>53803-06</b>	<b>3 &amp; 4</b>
Two-Up Luggage Rack P/N 53743-97	<b>53804-06</b>	<b>1 &amp; 2</b>
Two-Up Tour-Pak Rack P/N 53276-04A	<b>53804-06</b>	<b>1 &amp; 2</b>
Solo Luggage Rack P/N 53048-06	<b>53803-06</b>	<b>3 &amp; 4</b>

### E. LOCKING H-D DETACHABLES LATCH KIT

This unique lock replaces the camlock on your H-D Detachables accessories, providing additional security and peace of mind when parking your vehicle. The kit includes two extended-reach barrel-style keys for easy access to the lock. Key registration and replacement service is available.

Fits all models equipped with detachable Sideplates, Racks and Tour-Pak Luggage Carriers (except '18-later Softail® models with HoldFast™ racks and uprights or '09-later Touring models equipped with detachable Solo Tour-Pak Rack).

**90300087** Chrome.

**90300086** Black.

### F. H-D DETACHABLES LATCH KIT – CHROME

Decorative chrome latches are the perfect way to enhance the appearance of your detachable accessories. Meticulously polished and chrome-plated, these easy-to-install rotary latches are a direct replacement for the Original Equipment satin black parts and are a simple way to add a finishing touch to your ride. Latches feature an easy-to-pull finger release to simplify access in hard-to-reach areas.

**12600036**

Fits all models equipped with detachable Sideplates, One-Piece Sissy Bar Uprights, Racks, and Tour-Pak Luggage Mounting Racks (except '18-later Softail models with HoldFast racks and uprights).



**\*WARNING:** Do not use this rack as a seat. Do not exceed the fender rack weight capacity. Using as seat or exceeding this capacity could cause handling problems, which could result in loss of control and death or serious injury.



**B. AIR WING LUGGAGE RACK – FREEWHEELER MODELS**



**E. LOCKING H-D DETACHABLES LATCH KIT**



**F. H-D DETACHABLES LATCH KIT – CHROME**



# 260 TOURING & TRIKE

## Backrests & Racks

### A. H-D® DETACHABLES™ SISSY BAR UPRIGHT

A sissy bar and passenger backrest pad is the starting point for building a complete touring machine. The backrest provides long-range comfort and support and adds a feeling of confidence and control for the passenger. Available in your choice of height, these H-D® Detachables™ One-Piece Uprights can be installed or removed in seconds to add versatility to your ride. A wide variety of Backrest Pads are available for separate purchase.

Fits '09-later Touring models equipped with required Docking Hardware Kits. '09-later Touring models equipped with rigid-mount Tour-Pak® luggage require purchase of appropriate H-D Detachables Tour-Pak Conversion Kit.

**52610-09A** Short – Chrome.

**54248-09A** Short – Gloss Black.

**52627-09A** Standard-Height – Chrome.

**54247-09A** Standard-Height – Gloss Black.


Fits '97-'08 Road King®, FLHT, FLHX and FLTR models equipped with required Docking Kits. Fits '06-'08 FLHTC models equipped with H-D Detachables Tour-Pak Rack Mounting Kit P/N 53303-07A and Docking Hardware Kit P/N 53803-06.

**52933-97C** Standard-Height – Chrome.

**52723-06A** Tall – Chrome.



**A. H-D DETACHABLES SISSY BAR UPRIGHT – '09-LATER TOURING MODELS**



**B. PREMIUM H-D DETACHABLES BACKREST WITH ADJUSTABLE RECLINE**



# TOURING & TRIKE 261

## Backrests & Racks

### B. PREMIUM H-D® DETACHABLES™ BACKREST WITH ADJUSTABLE RECLINE

Enhance your passenger's ride with an adjustable passenger backrest. This adjustable backrest allows the passenger to change the recline angle for maximum comfort. Simply turn the glove-friendly locking knobs and adjust the upright to one of three different recline settings. The 3 position settings provide 16 degrees of adjustment, with the mid position that matches a standard backrest recline. The exclusive cam lock H-D® Detachables™ design lets you add or remove the passenger backrest assembly in seconds. Available in chrome and gloss black finishes.

Fits '09-later Touring models equipped with required Docking Hardware Kits (except models equipped with Stealth Detach Luggage Rack). '09-later Touring models equipped with rigid-mount Tour-Pak® luggage require purchase of appropriate H-D Detachables Tour-Pak Conversion Kit.

**52300257** Standard-Height – Chrome.

**52300258** Standard-Height – Gloss Black.



**A. SHORT H-D DETACHABLES SISSY BAR UPRIGHT – GLOSS BLACK**



**A. STANDARD-HEIGHT H-D DETACHABLES SISSY BAR UPRIGHT – CHROME**



**B. PREMIUM H-D DETACHABLES BACKREST WITH ADJUSTABLE RECLINE – CHROME**



**A. H-D DETACHABLES SISSY BAR UPRIGHT – '09-LATER MODELS**



**A. H-D DETACHABLES SISSY BAR UPRIGHT – '97-'08 MODELS**



**B. PREMIUM H-D DETACHABLES BACKREST WITH ADJUSTABLE RECLINE – GLOSS BLACK**



# 262 TOURING & TRIKE

## Backrests & Racks

### A. PASSENGER BACKREST PAD – COMPACT

Sized to complement low-profile custom seats, this Compact Passenger Backrest Pad combines practical passenger support with custom compact style. Pads include mounting bracket and hardware required for attachment to sissy bar upright.

Fits '18-later Softail® models equipped with Short or Standard Height HoldFast™ Sissy Bar Uprights. Also fits Touring models equipped with Short H-D® Detachables™ Passenger Sissy Bar Upright P/N 52935-04A, 52610-09A or 54248-09A. Will not fit seats with tall passenger pillion pads. Pad height 3.75"; width 6.5".

**52300559A** Smooth Black Vinyl.

**52300558A** Fat Bob Styling.

**52300556A** Fat Boy Styling.



**A. PASSENGER BACKREST PAD – COMPACT**  
(52300559A SHOWN)



### B. PASSENGER BACKREST PAD – MID-SIZED

Sized to fit both Low and Standard-Height HoldFast Sissy Bar Uprights, these Mid-Sized Backrest Pads feature a gentle curved shape that cradles the spine and provides hours of passenger comfort. Pad height 7.0"; width 6.5".

Fits '18-later Softail models equipped with Standard Height HoldFast Sissy Bar Uprights. Also fits Touring models equipped with Standard-Height H-D Detachables Passenger Sissy Bar Uprights P/N 52300324, 52627-09A, 54247-09A, 52933-97C or 52805-97B, Tall H-D Detachables Passenger Sissy Bar Upright P/N 52723-06A, Premium H-D Detachables Sissy Bar Upright 52300257 or 52300258.

**52300560** Smooth Black Vinyl.

**52300557** Low Rider Styling.



**A. COMPACT PASSENGER BACKREST PAD**  
(52300558A SHOWN)



**A. COMPACT PASSENGER BACKREST PAD**  
(52300556A SHOWN)

### C. COMPACT PASSENGER BACKREST PAD

Sized to complement low-profile custom seats, this Compact Leather Backrest Pad combines practical passenger support with custom compact style. The leather cover with smooth insert complements both synthetic and leather seating surfaces.

**52408-07A**

Fits Short H-D Detachables Passenger Sissy Bar Upright P/N 52935-04A. Also fits H-D Detachables Passenger Sissy Bar Upright P/N 52610-09A or 54248-09A with purchase of Billet Backrest Pad Mount P/N 53086-04 or Styled Backrest Pad Mount P/N 52825-05. Also fits '18-later Softail models equipped with Short or Standard Height HoldFast™ Sissy Bar Uprights. Will not fit seats with tall passenger pillion pads. Pad height 6.5"; width 10.5".



**B. PASSENGER BACKREST PAD – MID-SIZED**  
(52300560 SHOWN)



**B. PASSENGER BACKREST PAD – MID SIZED**  
(52300557 SHOWN)



**C. COMPACT PASSENGER BACKREST PAD**



**D. SHORT PASSENGER BACKREST PAD – SMOOTH LOOK**



**E. SHORT PASSENGER BACKREST PAD – MAHOGANY BROWN**



**F. SHORT PASSENGER BACKREST PAD – '19 CVO STYLING**



**F. SHORT PASSENGER BACKREST PAD – '18 CVO STYLING**



**G. SHORT PASSENGER BACKREST PAD – CVO ROAD GLIDE CUSTOM STYLING**



**H. SHORT PASSENGER BACKREST PAD – CVO STREET GLIDE CUSTOM STYLING**



**I. STYLED BACKREST PAD MOUNT**

# TOURING & TRIKE 263

## Backrests & Racks

### D. SHORT PASSENGER BACKREST PAD – SMOOTH LOOK

Smooth top-stitched pad complements most seating surfaces.

**51579-05A**

Fits Short H-D® Detachables™ Passenger Sissy Bar Upright P/N 52935-04A, 52610-09A or 54248-09A. Also fits '18-later Softail® models equipped with Short or Standard Height HoldFast™ Sissy Bar Uprights. Will not fit seats with tall passenger pillion pads. Pad height 6.5"; width 10.5".

### E. SHORT PASSENGER BACKREST PAD – MAHOGANY BROWN

Dressed in rich textured brown vinyl and finished with elegant gold stitching, this Short Passenger Backrest Pad is the perfect complement to the Mahogany Brown Seat and Pillion collection. Styled to match the '12 FLTRXSE model.

**52300141A**

Fits Short H-D Detachables Passenger Sissy Bar Upright P/N 52935-04A, 52610-09A or 54248-09A. Will not fit seats with tall passenger pillion pads. Also fits '18-later Softail® models equipped with Short or Standard Height HoldFast™ Sissy Bar Uprights. Pad height 6.5"; width 10.5".

### F. SHORT PASSENGER BACKREST PAD – CVO™ STREET GLIDE® & CVO ROAD GLIDE® MODEL STYLING

Matches '18 or '19 CVO™ styling.

Fits Short H-D Detachables Passenger Sissy Bar Upright P/N 52935-04A, 52610-09A or 54248-09A. Also fits '18-later Softail models equipped with Short or Standard Height HoldFast Sissy Bar Uprights. Will not fit seats with tall passenger pillion pads. Pad height 6.5"; width 10.5"

**52300573** '19 CVO models.

**52300566** '18 CVO models.

### G. SHORT PASSENGER BACKREST PAD – CVO ROAD GLIDE® CUSTOM STYLING

Matches '13 CVO Road Glide® Original Equipment seat. (except the 110th Anniversary edition CVO '13 FLTRXSE).

**52300300**

Fits Short H-D Detachables Passenger Sissy Bar Upright P/N 52935-04A, 52610-09A or 54248-09A. Will not fit seats with tall passenger pillion pads. Also fits '18-later Softail models equipped with Short or Standard Height HoldFast Sissy Bar Uprights. Pad height 6.5"; width 10.5".

### H. SHORT PASSENGER BACKREST PAD – CVO STREET GLIDE CUSTOM STYLING

Matches '15 CVO Street Glide® Original Equipment seat.

**52300361**

Fits Short H-D Detachables Passenger Sissy Bar Upright P/N 52935-04A, 52610-09A or 54248-09A. Will not fit seats with tall passenger pillion pads. Also fits '18-later Softail models equipped with Short or Standard Height HoldFast Sissy Bar Uprights. Pad height 6.5"; width 10.5".

### I. STYLED BACKREST PAD MOUNT

This custom Backrest Mounting Plate replaces the stamped metal mount for a distinctive look. The mirror-finished bracket, chrome-plated mounting hardware and Vivid Black insert contrasts with a leather or vinyl backrest pad to dress your Touring bike in style.

**52825-05**

Fits Touring models equipped with H-D Detachables Sissy Bar Upright P/N 52805-97B, 52935-04A, 52933-97C, 52723-06A, 52610-09A, 52627-09A, 52300257 or 52300258. Also fits '18-later Softail models equipped with HoldFast Sissy Bar Uprights (except if equipped with Compact Size Pad).



# 264 TOURING & TRIKE

## Backrests & Racks

### PASSENGER BACKREST PADS – MID-SIZED

Sized to fit Standard-Height and Tall Touring Sissy Bar Uprights. Available to match a wide variety of seat stitch designs, these Mid-Sized Backrest Pads feature a gentle curved shape that cradles the spine and provides hours of passenger comfort.

Fits Standard-Height H-D® Detachables™ Passenger Sissy Bar Uprights P/N 52300324, 52627-09A, 54247-09A, 52933-97C or 52805-97B, Tall H-D Detachables Passenger Sissy Bar Upright P/N 52723-06A, Premium H-D Detachables Sissy Bar Upright 52300257 or 52300258. Also fits '18-later Softail™ models equipped with Short or Standard Height HoldFast™ Sissy Bar Uprights. Pad height 8.0"; width 12.0".

#### A. MID-SIZED PASSENGER BACKREST PAD – LEATHER

Styled to match Leather Low-Profile Bucket Seat P/N 52918-98A.

**52920-98B**



A. MID-SIZED PASSENGER BACKREST PAD – LEATHER

#### B. MID-SIZED PASSENGER BACKREST PAD – TOP-STITCHED

Smooth top-stitched pad complements most seating surfaces.

**52924-98B**



B. MID-SIZED PASSENGER BACKREST PAD – TOP-STITCHED



C. MID-SIZED PASSENGER BACKREST PAD – COMFORT STITCH

#### C. MID-SIZED PASSENGER BACKREST PAD – COMFORT STITCH

Styled to match Comfort Stitch Seats and Rider Backrests.

**51727-05A**

#### D. MID-SIZED PASSENGER BACKREST PAD – CUSTOM STITCHING

Styled to match Road King® Custom models.

**52657-04B**

#### E. MID-SIZED PASSENGER BACKREST PAD – '06-'10 STREET GLIDE® STITCHING

Styled to match the '06-'10 Street Glide® model.

**51633-06A**

### PASSENGER BACKREST PADS – OVERSIZED

Sized to fit Standard-Height and Tall Touring Sissy Bar Uprights. Available to match a wide variety of seat stitch designs, these Oversized Backrest Pads feature a large surface area and a generous curved shape that surrounds the passenger's lower back and provides added support for hours in the saddle.

Fits Standard-Height H-D Detachables Passenger Sissy Bar Uprights P/N 52300324, 52627-09A, 54247-09A, 52933-97C or 52805-97B, Tall H-D Detachables Passenger Sissy Bar Upright P/N 52723-06A, Premium H-D Detachables Sissy Bar Upright 52300257 or 52300258. Also fits '18-later Softail models equipped with Short or Standard Height HoldFast Sissy Bar Uprights. Pad height 9.5"; width 13.5".

#### F. OVERSIZED PASSENGER BACKREST PAD – SMOOTH

Smooth top-stitched pad complements most seating surfaces.

**52886-98D**



D. MID-SIZED PASSENGER BACKREST PAD – CUSTOM STITCHING



E. MID-SIZED PASSENGER BACKREST PAD – STREET GLIDE STITCHING

#### G. OVERSIZED PASSENGER BACKREST PAD – STUDDED

Styled to match studded Original Equipment Road King® and Road King Touring Seat P/N 51617-99C.

**52709-97C**



F. OVERSIZED PASSENGER BACKREST PAD – SMOOTH



G. OVERSIZED PASSENGER BACKREST PAD – STUDDED

# TOURING & TRIKE 265

## Backrests & Racks

### H. ADJUSTABLE TWO-UP LUGGAGE RACK\*

Expand your options at the push of a button. This stylish rack offers style, function and practicality in one. The Adjustable Two-Up Luggage Rack features telescoping side extensions that allow the rider to customize the rack's width in seconds. To accommodate a wide soft bag or duffel, just press the buttons, slide out the side extensions and increase the usable surface area by 50%. When an oversize rack is not required, just slide in the extensions for a clean look. The beefy rack accommodates a load capacity up to 30 pounds and the side rails feature convenient mounting points that easily accept bag tie-down straps and bungee cords. The H-D® Detachables™ rack can be completely removed from the bike in seconds and is designed to accept the internally wired LED Light Kit P/N 68065-10 or 68219-10 (sold separately) for added visibility from the rear. Rack Dimensions: 12.0" D x 12.75" W (Unexpanded); 12.0" D x 18.75" W (Expanded).

Fits '09-later Touring models equipped with 4-Point Docking Hardware Kits (except '09-later CVO™ models with rigid-mount Tour-Pak® luggage). Models equipped with Original Equipment rigid-mount Tour-Pak require purchase of appropriate H-D Detachables Tour-Pak Rack Kit. FLHX, FLXHS, FLHXST, FLTR, FLTRX and FLTRXST models require separate purchase of Antenna Relocation Kit or Hidden Antenna Kit. Some FLHRC EU registration plates may interfere with rack.

**50300044B** Chrome.

**50300076B** Gloss Black.

### I. LED LIGHT KIT\*\*

Fast-acting LED Light Kit operates as a supplemental rear running light and brake light. The high, center-mount position places the light in the line-of-sight of following vehicles and the bright, fast-acting red LED lamps get you noticed. Wiring is concealed inside the rack for a clean, custom installation. Available with red or smoked lens.

Fits '14-later Touring models equipped with Air Wing H-D Detachables Luggage Rack P/N 54283-09A and 50300008A and Adjustable Two-Up Luggage Rack P/N 50300044B or 50300076B. Does not fit CVO models.

**68000111** Red Lens.

**68000116** Smoked Lens.

### Also available:

#### LED LIGHT KIT WIRING HARNESS

Required for installation of optional LED Light Kit on Luggage Racks and Passenger Backrests.

#### 69200772

Fits '14-later Touring and Trike models equipped with Adjustable Luggage Rack P/N 50300044B or 50300076B, Air Wing Racks P/N 54283-09A, 50300008A, 79179-08 or 53000062 and Air Wing Passenger Backrests P/N 52300146 or 52300147.



H. ADJUSTABLE TWO-UP LUGGAGE RACK – FINGERTIP CONTROL




H. ADJUSTABLE TWO-UP LUGGAGE RACK – CHROME (CLOSED)



H. ADJUSTABLE TWO-UP LUGGAGE RACK – CHROME (OPEN)



H. ADJUSTABLE TWO-UP LUGGAGE RACK – GLOSS BLACK (OPEN)"



I. LED LIGHT KIT

**\*WARNING:** Do not use this rack as a seat. Do not exceed the fender rack weight capacity. Using as seat or exceeding this capacity could cause handling problems, which could result in loss of control and death or serious injury.

**\*\*WARNING:** Disconnecting your DOT-required tail, brake and turn signal lighting could reduce your visibility to others and result in death or serious injury.



# 266 TOURING & TRIKE

Backrests & Racks

## A. AIR WING H-D® DETACHABLES™ TWO-UP LUGGAGE RACK\*

The low-profile aerodynamic styling defines the look of this Luggage Rack. Designed to work with or without H-D® Detachables™ Passenger Backrests, this rack can be installed or removed from the Docking Hardware in seconds, creating a truly versatile ride. Available in mirror chrome or rich gloss black finish, the rack draws your eye with its sleek lines and the engraved Harley-Davidson script adds a signature touch. The die-cast wing and lightweight steel tubing are hand-polished before finishing for long-lasting beauty. For added visibility, the rack is designed to incorporate the internal wiring of the Air Wing Rack Light Kit (sold separately) for a clean look.

Fits '09-later Touring models equipped with 4-point Docking Hardware Kits. '09-later Touring models equipped with rigid-mount Tour-Pak® luggage require purchase of appropriate H-D Detachables Tour-Pak Conversion Kit. FLHX, FLHXS, FLHXST, FLTR, FLTRX and FLTRXST models require separate purchase of Antenna Relocation Kit or Hidden Antenna Kit. Some FLHRC EU registration plates may interfere with rack.

**54283-09A** Chrome.

**50300008A** Gloss Black.



A. AIR WING H-D DETACHABLES TWO-UP LUGGAGE RACK – CHROME

## B. LED LIGHT KIT\*\*

Fast-acting LED Light Kit operates as a supplemental rear running light and brake light. The high, center-mount position places the light in the line-of-sight of following vehicles and the bright, fast-acting red LED lamps get you noticed. Wiring is concealed inside the rack for a clean, custom installation. Available with red or smoked lens.

Fits '14-later Touring models equipped with Air Wing H-D Detachables Luggage Rack P/N 54283-09A and 50300008A and Adjustable Two-Up Luggage Rack P/N 50300044B or 50300076B. Does not fit CVO™ models.

**6800011** Red Lens.

**6800016** Smoked Lens.

**Also available:**

### LED LIGHT KIT WIRING HARNESS

Required for installation of optional LED Light Kit on Luggage Racks and Passenger Backrests.

**6920072**

Fits '14-later Touring and Trike models equipped with Adjustable Luggage Rack P/N 50300044B or 50300076B, Air Wing Racks P/N 54283-09A, 50300008A, 79179-08 or 53000062 and Air Wing Passenger Backrests P/N 52300146 or 52300147.



A. AIR WING H-D DETACHABLES TWO-UP LUGGAGE RACK – GLOSS BLACK



C. KING H-D DETACHABLES TWO-UP LUGGAGE RACK – CHROME



C. KING H-D DETACHABLES TWO-UP LUGGAGE RACK – GLOSS BLACK



D. STEALTH H-D DETACHABLES LUGGAGE RACK – CHROME



D. STEALTH H-D DETACHABLES LUGGAGE RACK – GLOSS BLACK



A. AIR WING LUGGAGE RACK (SHOWN WITH LED LIGHT KIT)



B. LED LIGHT KIT



E. H-D DETACHABLES TWO-UP LUGGAGE RACK – CHROME



F. H-D DETACHABLES TWO-UP LUGGAGE RACK – GLOSS BLACK

# TOURING & TRIKE 267

Backrests & Racks

## C. KING H-D® DETACHABLES™ TWO-UP LUGGAGE RACK\*

This stylish oversized King Two-Up Luggage Rack adds extra capacity for your cross-town or cross-country ride. The classic harp-shaped rack is constructed of large diameter steel rod, welded and perfectly polished for an elegant look. This rack is first in class with an increased load capacity up to 30 pounds. The large rack with side extensions offers a versatile flat load surface and the slotted side plates provide options for securing soft or rigid carrying bags. Designed to work with or without a H-D® Detachables™ Passenger Backrest, the rack can be installed or removed from the bike in seconds.

Fits '09-later Touring models equipped with 4-point Docking Hardware Kits. '09-later Touring models equipped with rigid-mount Tour-Pak® luggage require purchase of appropriate H-D Detachables Tour-Pak Conversion Kit. FLHX, FLHXS, FLTR and FLTRX models require separate purchase of Antenna Relocation Kit or Hidden Antenna Kit. Some FLHRC EU registration plates may interfere with rack.

**50300054A** Chrome.

**50300058A** Gloss Black.

## D. STEALTH H-D DETACHABLES TWO-UP LUGGAGE RACK\*

Style and practicality in one. This classic four-bar H-D Detachables Luggage Rack flows with the long and lean lines of today's custom rides. The rails and curving support blend together for an integrated floating look and the "stealth" hidden hardware adds to the clean design.

Fits '09-later Touring models equipped with 4-point Docking Hardware Kits (except '09-later Touring models equipped with Premium H-D Detachables Backrest with Adjustable Recline P/N 523000257 and 523000258). '09-later Touring models equipped with rigid-mount Tour-Pak luggage require purchase of appropriate H-D Detachables Tour-Pak Conversion Kit. FLHX, FLHXS, FLTR and FLTRX models require separate purchase of Antenna Relocation Kit or Hidden Antenna Kit. Some FLHRC EU registration plates may interfere with rack.

**53472-09A** Chrome.

**53566-09A** Gloss Black.

## E. H-D DETACHABLES TWO-UP LUGGAGE RACK\*

Smooth sweeping curves and a brilliant chrome finish defines the look of this Luggage Rack. Available in chrome or gloss black finish, this sleek and functional rack is an elegant solution for carrying your luggage across the country. Designed to work with or without H-D Detachables Passenger Backrests, this rack can be installed or removed from the Docking Hardware in seconds, creating a truly versatile ride.

Fits '09-later Touring models equipped with 4-point Docking Hardware Kits. '09-later Touring models equipped with rigid-mount Tour-Pak luggage require purchase of appropriate H-D Detachables Tour-Pak Conversion Kit. FLHX, FLHXS, FLHXST, FLTR, FLTRX and FLTRXST models require separate purchase of Antenna Relocation Kit or Hidden Antenna Kit. Some FLHRC EU registration plates may interfere with rack.

**54215-09A** Chrome.

**50300042A** Gloss Black.

## F. H-D DETACHABLES SOLO LUGGAGE RACK\*

Add touring capabilities to your solo seat-equipped model in less than 60 seconds. This H-D Detachables Solo Rack fits over the fender when the passenger pillion is removed. The rack features sweeping curved rails and the chrome finish adds a stylish flair. Easily interchangeable with H-D Detachables Passenger Sissy Bar Upright.

**54213-09A**

Fits '09-later FLHR, FLHRC, FLHRXS, FLHT, FLHX, FLHXS, FLHXSE, FLTR, FLTRX, FLTRXSE, '13 FLHRSE and '09 FLTRSE models equipped with a solo seat. Requires separate purchase of a 2-Point or 4-Point Docking Hardware Kit.



**\*WARNING:** Do not use this rack as a seat. Do not exceed the fender rack weight capacity. Using as seat or exceeding this capacity could cause handling problems, which could result in loss of control and death or serious injury.



**\*\*WARNING:** Disconnecting your DOT-required tail, brake and turn signal lighting could reduce your visibility to others and result in death or serious injury.



**\*WARNING:** Do not use this rack as a seat. Do not exceed the fender rack weight capacity. Using as seat or exceeding this capacity could cause handling problems, which could result in loss of control and death or serious injury.



## 268 TOURING & TRIKE

Tour-Pak® Accessories

### A. RAZOR-PAK LUGGAGE

The ultimate in touring style. The slim but surprisingly roomy Razor-Pak Luggage is designed to add convenient luggage-carrying capacity without distracting from the lean look of your custom bagger. Ideal size to carry a briefcase, laptop computer or a change of clothes, the locking Razor-Pak top case can actually swallow compact half helmets and some lightweight riding gear. So, get in a good day at the office, change your gear and hit Main Street in style. Razor-Pak Luggage can be mounted to rigid or H-D® Detachables™ Tour-Pak® mounting racks and accepts many of the lid racks, trim, spoilers and other accessories available for Chopped and King Tour-Pak Luggage. Capacity 1,900 cubic inches

**79175-10DH** Vivid Black.

Fits '97-'13 Touring and Trike models. FLHTCUTG models require addition of Spacer Kit P/N 83294-10. FLHXXX models require addition of Tour-Pak Rack Kit P/N 54144-10 and Spacer Kit P/N 83294-10.

**Shown with:**

#### RAZOR-PAK BACKREST PAD – SMOOTH

Clean, smooth styling complements most seating surfaces.

**79192-10**

Fits '97-'13 models equipped with Razor-Pak luggage.



**A. RAZOR-PAK LUGGAGE**  
(SHOWN WITH H-D DETACHABLES TWO-UP TOUR-PAK RACK AND BACKREST PAD)

### B. TOUR-PAK® LUGGAGE

Add cross-county luggage capacity to your ride with accessory Tour-Pak® Luggage. A cavernous interior will hold one full-face helmet or two half helmets. Kit includes backrest pad, interior rubber mat, hardware and instructions. Luggage capacity: 2,500 cubic inches. Dimensions: 18.5" W x 17.0" D x 13.0" H. Racks and docking kits sold separately. International models may require separate purchase of License Plate Relocation Kit P/N 60095-00A.

Fits '04-later XL (except XL883N, XL1200C, XL1200CX, XL1200N and XL1200T) equipped with Solo Tour-Pak Rack, '00-'17 Softail® (except FLS, FLSS, FLSTNSE, FLSTSE, FXCW, FXCWC, FXS, FXSB, FXSBSE, FXSE, FXSTD and '09 FXSTSSE) equipped with H-D Detachables Solo or Two-Up Tour-Pak Rack and '97-'13 Touring models equipped with H-D Detachables Two-Up or Solo Tour-Pak Racks.

**53147-98C**

Road King Classic Leather Styling.

**53690-06A**

Smooth Vinyl.



**B. ROAD KING CLASSIC LEATHER TOUR-PAK LUGGAGE**

### C. LEATHER TOUR-PAK LOCK SET

Designed to discourage grab-and-run theft, this Lock Set provides a level of security that leather straps alone can't match. The complete kit includes external locking push-button latch release, locking mechanism, release cable, two keys, steel Tour-Pak lid mounting plate and all required installation hardware. Special order keyed-to-match lock sets are available for models with barrel-type keys. Contact your Dealer with your vehicle key code.

**54360-05**

Fits models equipped with Leather or Synthetic Leather Tour-Pak Luggage (except P/N 79189-06, 53000570, 53000598 or 53000599).



**B. SMOOTH VINYL TOUR-PAK LUGGAGE**



**C. LEATHER TOUR-PAK LOCK SET**



**D. CHOPPED TOUR-PAK BACKREST PAD – SMOOTH**  
'14-LATER MODELS



**E. CHOPPED TOUR-PAK BACKREST PAD – '19 CVO STYLING**



**F. CHOPPED TOUR-PAK BACKREST PAD – '18 CVO STYLING**



**G. CHOPPED TOUR-PAK BACKREST PAD – '15 CVO STREET GLIDE STYLING**



**H. RAZOR-PAK BACKREST PAD – SMOOTH**

## TOURING & TRIKE 269

Tour-Pak® Accessories

### CHOPPED TOUR-PAK® LUGGAGE BACKREST PADS

Chopped Tour-Pak® Luggage Backrest Pads provide deep padded support for your passenger and a low-profile shape that complements the low, lean look of your Tour-Pak luggage. Easy to install, the floating design of the integrated mounts reduce the contact between the pad and the Tour-Pak carrier to minimize paint scuffing. Chopped Backrest Pads are available in a wide variety of styles to match most seating surfaces.

#### D. CHOPPED TOUR-PAK LUGGAGE BACKREST PAD – SMOOTH

Clean, smooth styling complements most seating surfaces.

**52300319**

Fits '14-later Touring and Tri Glide® models equipped with Chopped Tour-Pak luggage.

**52898-98A**

Fits '97-'13 Touring models equipped with Chopped Tour-Pak luggage.

#### E. CHOPPED TOUR-PAK BACKREST PAD – '19 CVO™ MODELS STYLING

Matches '19 CVO™ Original Equipment seat.

**52300572**

Fits '14-later Touring and Tri Glide models equipped with Chopped Tour-Pak luggage.

#### F. CHOPPED TOUR-PAK BACKREST PAD – CVO STREET GLIDE® & CVO ROAD GLIDE® MODELS STYLING

Matches '18 CVO Street Glide® and Road Glide® Original Equipment seat.

**52300567**

Fits '14-later Touring models equipped with Chopped Tour-Pak luggage.

#### G. CHOPPED TOUR-PAK BACKREST PAD – CVO STREET GLIDE STYLING

Matches '15-'16 CVO™ Street Glide Original Equipment seat.

**52300359**

Fits '14-later Touring and Tri Glide models equipped with Chopped Tour-Pak luggage.

#### H. RAZOR-PAK BACKREST PAD – SMOOTH

Clean, smooth styling complements most seating surfaces.

**79192-10**

Fits '97-'13 models equipped with Razor-Pak luggage.



## 270 TOURING & TRIKE

Tour-Pak® Luggage Accessories

### KING TOUR-PAK® LUGGAGE BACKREST PADS

Wrap-around King Tour-Pak® Luggage Backrest Pads are shaped to surround your passenger in comfort. The curved shape cradles the back and the integrated side wings fit naturally beneath your passenger's arms for added support. These backrests feature easy-to-install isolation mounts to reduce contact between the pad and the Tour-Pak luggage. King Backrest Pads are available in a variety of styles to match most seating surfaces.

#### A. SUN RAY® HEATED KING TOUR-PAK® LUGGAGE BACKREST PAD

Take the chill out of cool spring days and brisk fall nights with a heated wrap-around backrest pad. The Sun Ray® Pad features a convenient high/low/off toggle control that directs two levels of soothing warmth right where you need it. This one-piece pad with integrated heat element and thermostatic control system is simple to install and the heating element is switched off with the ignition to avoid draining the battery. Available in Smooth or Comfort Stitch styles, this pad can be teamed with a Sun Ray or Harley® Hammock Heated Seat for the ultimate in back and bottom comfort.

**52300317** Comfort Stitch.

Fits '14-later Touring and Tri Glide® models equipped with King Tour-Pak® luggage. '14-'16 models require separate purchase of Electrical Harness Extension P/N 69200722. '17-later models require Electrical Harness Extension P/N 69201599A.

#### B. KING TOUR-PAK LUGGAGE BACKREST PAD – COMFORT STITCH

Styled to match the Comfort Stitch Touring Seat series.

**52300314**

Fits '14-later Touring and Tri Glide models equipped with King Tour-Pak luggage.

**52395-03B**

Fits '97-'13 Touring and Trike models equipped with King Tour-Pak luggage.

#### C. KING TOUR-PAK LUGGAGE BACKREST PAD – SMOOTH

Clean, smooth styling complements most seating surfaces.

**52300312**

Fits '14-later Touring and Tri Glide models equipped with King Tour-Pak luggage.

**52892-98B**

Fits '97-'13 Touring and Trike models equipped with King Tour-Pak luggage.



A. SUN RAY HEATED KING TOUR-PAK BACKREST PAD – COMFORT STITCH  
'14-LATER MODELS



D. KING TOUR-PAK BACKREST PAD – '19 CVO STYLING



B. KING TOUR-PAK BACKREST PAD – COMFORT STITCH  
'14-LATER MODELS



B. KING TOUR-PAK BACKREST PAD – COMFORT STITCH  
'97-'13 MODELS



E. KING TOUR-PAK BACKREST PAD – '15 CVO STREET GLIDE STYLING



C. KING TOUR-PAK BACKREST PAD – SMOOTH  
'14-LATER MODELS



C. KING TOUR-PAK BACKREST PAD – SMOOTH  
'97-'13 MODELS



F. KING TOUR-PAK BACKREST PAD – LEATHER ROAD ZEPPELIN STYLING

## TOURING & TRIKE 271

Tour-Pak® Luggage Accessories

#### D. KING TOUR-PAK® LUGGAGE BACKREST PAD – '19 CVO™ MODELS STYLING

Matches '19 CVO™ Original Equipment seat.

**52300574**

Fits '14-later Touring and Tri Glide® models equipped with King Tour-Pak® Luggage.

#### E. KING TOUR-PAK LUGGAGE BACKREST PAD – CVO STREET GLIDE STYLING

Matches '15-'16 CVO Street Glide® Original Equipment seat.

**52300360**

Fits '14-later Touring and Tri Glide models equipped with King Tour-Pak Luggage.

#### F. KING TOUR-PAK LUGGAGE BACKREST PAD – CVO ROAD KING® MODEL STYLING

Matches '14 CVO Road King® Original Equipment seat.

**52300334**

Fits '14-later Touring and Tri Glide models equipped with King Tour-Pak Luggage.



## 272 TOURING & TRIKE

Tour-Pak® Racks

### H-D® DETACHABLES™ TOUR-PAK® LUGGAGE MOUNTING RACKS

Fully loaded, stripped down or anywhere in between, you can tailor your Harley-Davidson® Touring motorcycle to meet the demands of the highway. With H-D® Detachables™ docking hardware, you can transform your ride in the blink of an eye. Switch from a comfortable passenger backrest to load-hauling Tour-Pak® luggage in seconds. You can easily remove the Tour-Pak luggage for easy maneuverability around town and reinstall it for an epic ride across the country. It's your choice and Harley-Davidson provides the flexibility to do it your way.

#### A. H-D DETACHABLES SOLO TOUR-PAK LUGGAGE MOUNTING RACK\*

The Solo Tour-Pak luggage Rack moves a Razor-Pak, Chopped or King Tour-Pak luggage forward to a comfortable back-supporting position. The rack is designed to position the Tour-Pak luggage for solo riding and is adjustable over a .75" range. Simply remove the Tour-Pak luggage from the convenient H-D® Detachables™ docking hardware, add a passenger pillion and the bike is ready for two-up riding. Tour-Pak, Backrest Pad and Docking Hardware sold separately.

**53000225** Chrome.

Fits '14-later Touring models equipped with a solo seat. All models require separate purchase of Docking Hardware Kit and Hidden AM/FM/WB Antenna P/N 76000862. Vehicles with stock Tour-Pak require purchase of Tour-Pak Luggage Conversion Kit P/N 53000291A. Chopped Tour-Pak luggage requires separate purchase of Tour-Pak Spacer Kit P/N 53000461. Not for use with Three-Pocket Fairing Pouch P/N 93300054B if used with Docking Kit P/N 52300131. Does not work with Boom! Audio Stage II Tour-Pak Speaker Kit P/N 76000526A.

**53260-09B** Chrome.

Fits '09-'13 FLHR, FLHRC, FLHT, FLHX, FLHXSE, FLTR, FLTRX and FLTRXSE, '13 FLHRSE and '09 FLTRSE models. Requires separate purchase of 2-Point or 4-Point Docking Hardware Kit. FLHX and FLTR models require separate purchase of Tour-Pak Antenna Relocation Kit P/N 76556-09. '13 FLHRSE, '10-'12 FLHXSE, '09 FLTRSE and '12-'13 FLTRXSE models require separate purchase of Hidden AM/FM/WB Antenna Kit P/N 76000863.



RACK INSTALLED



RACK REMOVED



A. H-D DETACHABLES SOLO TOUR-PAK MOUNTING RACK



B. H-D DETACHABLES TWO-UP TOUR-PAK MOUNTING RACK – CHROME



B. H-D DETACHABLES TWO-UP TOUR-PAK MOUNTING RACK – GLOSS BLACK



A. H-D DETACHABLES SOLO TOUR-PAK MOUNTING RACK – '14-LATER MODELS




A. H-D DETACHABLES SOLO TOUR-PAK MOUNTING RACK – '09-'13 MODELS



B. H-D DETACHABLES TWO-UP TOUR-PAK MOUNTING RACK – '14-LATER MODELS



B. H-D DETACHABLES TWO-UP TOUR-PAK MOUNTING RACK – '09-'13 MODELS



B. H-D DETACHABLES TWO-UP TOUR-PAK MOUNTING RACK – '97-'08 MODELS

## TOURING & TRIKE 273

Tour-Pak® Racks

### B. H-D® DETACHABLES™ TWO-UP TOUR-PAK® LUGGAGE MOUNTING RACK\*

Change your riding style in less than 60 seconds. The ultimate in touring flexibility, this Tour-Pak® Luggage Rack makes the convenience and protection of a Razor-Pak, Chopped, King or Leather Tour-Pak Luggage System a simple on-and-off proposition. Simple turn latches mount the rack to the bike's docking points and allow you to replace the Tour-Pak luggage with a detachable sissy bar upright for around-town cruising. The mounting rack positions a Tour-Pak behind the passenger pillion and allows the passenger to use the luggage as a supporting backrest. Adjustable over a .75" range, the Tour-Pak can be located for maximum passenger room and comfort. Tour-Pak, Passenger Backrest Pad and Docking Hardware Kit sold separately.

Fits '14-later FLHR, FLHRC, FLHRXS, FLHRSE, FLHT, FLHX, FLHXS, FLHXSE, FLHXST, FLTRXST, FLTRX and FLTRXS models. Requires separate purchase of Docking Hardware Kit. Street Glide® and Road Glide® models require Hidden AM/FM/WB Antenna P/N 76000862 or Antenna Relocation Kit P/N 76000582. Does not work with Boom!™ Audio Stage II Tour-Pak Speaker Kit P/N 76000526A.

**53000221** Chrome.

**53000459** Gloss Black.

Fits '09-'13 FLHR, FLHRC, FLHT, FLHX, FLHXSE, FLTR, FLTRX and FLTRXSE and '09 FLTRSE models. Requires separate purchase of 2-Point or 4-Point Docking Hardware Kit. FLHX and FLTR models require separate purchase of Hidden AM/FM/WB Antenna Kit P/N 76000863. '10-'12 FLHXSE, '09 FLTRSE and '12-'13 FLTRXSE models require separate purchase of Hidden AM/FM/WB Antenna Kit P/N 76000863.

**53276-09B** Chrome.

Fits '97-'08 Road King®, FLHT, FLHX and FLTR models equipped with required docking hardware. FLTR and FLHX models require Antenna Relocation Kit P/N 76326-00A. Does not fit with Layback License Plate Mounting Kit P/N 53385-00. Some EU registration plates may interfere with Tour-Pak Rack. Models with rear fender tip trim can be adapted with the separate purchase of License Plate Relocation Kit P/N 60095-00A.

**53276-04A** Chrome.



**\*WARNING:** Do not use this rack as a seat. Do not exceed the fender rack weight capacity. Using as seat or exceeding this capacity could cause handling problems, which could result in loss of control and death or serious injury.



**\*WARNING:** Do not use this rack as a seat. Do not exceed the fender rack weight capacity. Using as seat or exceeding this capacity could cause handling problems, which could result in loss of control and death or serious injury.



# 274 TOURING & TRIKE

Tour-Pak® Racks

## A. H-D DETACHABLES TOUR-PAK® LUGGAGE CARRIER CONVERSION KIT

This kit includes everything needed to convert the rigid-mount Tour-Pak® luggage carrier to an easy on-and-off detachable version, and includes a Turn Signal Relocation Kit using the Signature LED Saddlebag Run/Brake/Turn Lamps. This complete kit also includes a Docking Hardware Kit, H-D® Detachables™ Two-Up Tour-Pak® Luggage Carrier Mounting Rack, and License Plate Relocation Kit. This kit is offered with either Chrome or Black mounting hardware.

Fits '14-Later FLHTCU, FLHTCUL, FLHTK, FLHTKL, FLHTKSE, FLTRU, and FLTRUSE models. Models equipped with CB require separate purchase of CB antenna relocation kit P/N 76000308. CVO models require purchase of lighting module P/N 69200949. Does not fit models equipped with Boom! Audio Stage II Tour Pak luggage carrier speaker kits. Not compatible with Air Wing or Stealth Detachable Luggage racks.

- 53000916** Black.
- 53000917** Chrome.



A. H-D DETACHABLES TOUR-PAK® LUGGAGE CARRIER CONVERSION KIT

## B. H-D DETACHABLES TOUR-PAK LUGGAGE CARRIER CONVERSION KIT<sup>1</sup> – '97-'13

Transform your Electra Glide model for around-town cruising. This kit includes everything needed to convert the rigid-mount Tour-Pak to an easy on-and-off detachable version. Complete kit includes two-up docking hardware kit, H-D Detachables Two-Up Tour-Pak Rack, chrome license plate holder, reflector and AM/FM antenna relocation hardware.

**53246-09C**

Fits '09-'13 FLHTC, FLHTCU, FLHTK and FLTRU models. FLHTCU and FLHTK require separate purchase of Wiring Harness P/N 70032-09. FLTRU models require separate purchase of Wiring Harness P/N 69200181.

**53303-07A**

Fits '97-'08 FLHTC models. '97-'05 models require separate purchase of Light Harness Kit P/N 70113-08.

**Also available:**

### TOUR-PAK QUICK-DISCONNECT HARNESS FOR ULTRA MODELS

Wiring Harness Kit allows the installation of Detachable Tour-Pak Rack Kit on specified models.

**70032-09**

Fits '09-'13 FLHTCU and FLHTK models equipped with Detachable Tour-Pak Rack Kit P/N 53246-09A.

**69200181**

Fits '11-'13 FLTRU models equipped with Detachable Tour-Pak Rack Kit P/N 53246-09A.

**70113-08**

Fits '97-'05 FLHTC models equipped with Detachable Tour-Pak Kit P/N 53303-07A.




A. H-D DETACHABLES TOUR-PAK® LUGGAGE CARRIER CONVERSION KIT – CHROME



A. H-D DETACHABLES TOUR-PAK® LUGGAGE CARRIER CONVERSION KIT – GLOSS BLACK



B. H-D DETACHABLES TOUR-PAK CONVERSION KIT – '09-'13 MODELS



B. H-D DETACHABLES TOUR-PAK CONVERSION KIT – '97-'08 MODELS



C. AIR WING TOUR-PAK LUGGAGE RACK – CHROME



C. AIR WING TOUR-PAK LUGGAGE RACK – GLOSS BLACK



D. AIR WING RACK LED LIGHT KIT – SMOKED LENS



D. AIR WING RACK LED LIGHT KIT – RED LENS

# TOURING & TRIKE 275

Tour-Pak® Racks

## C. AIR WING TOUR-PAK® LUGGAGE RACK\*

The low-profile aerodynamic styling of the Air Wing Tour-Pak® Luggage Rack enhances the look of any Razor-Pak, Chopped or King Tour-Pak lid. Available in mirror chrome or rich gloss black finish, the rack draws your eye with its sleek lines and the engraved Harley-Davidson script adds a signature touch. This full-sized rack protects both Tour-Pak carrier's lid and passenger backrest from scratches. The die-cast wing and lightweight steel tubing are hand-polished before finishing for long-lasting beauty. Kit includes all necessary mounting hardware. For added visibility, the rack is designed to incorporate the internal wiring of the Air Wing Rack Light Kit (sold separately) for a clean look.

Fits King, Chopped and Razor-Pak Tour-Pak carrier lids. Mounting hole pattern matches Premium Tour-Pak Luggage Rack P/N 53665-87.

- 79179-08** Chrome.
- 53000063** Gloss Black.

## D. AIR WING RACK LED LIGHT KIT

Custom fit to the Air Wing Tour-Pak Rack, this fast-acting LED Light Kit operates as a supplemental rear running light and brake light. The high, center-mount position places the rear light in the line-of-sight of following vehicles and the bright, fast-acting LED lamps get you noticed. Wiring is concealed inside the rack tubes for a clean, custom installation.

Fits '14-later Touring and Tri Glide® models equipped with Air Wing Tour-Pak Luggage Rack P/N 79179-08 or 53000063. Also fits '14-later FLHTKSE and '15-later FLTRUSE models with Original Equipment Tour-Pak Rack.

- 68000113** Smoked Lens.
- 68000112** Red Lens.

Fits '97-'13 Touring models equipped with Air Wing Tour-Pak Luggage Rack P/N 79179-08 or 53000063. Also fits '09-'13 FLHTCUSE models with Original Equipment Touring Rack.

- 68250-08A** Red Lens.



**1 WARNING:** Do not use this rack as a seat. Do not exceed the fender rack weight capacity. Using as seat or exceeding this capacity could cause handling problems, which could result in loss of control and death or serious injury.



**2 WARNING:** Disconnecting your DOT-required brake lamp could reduce your visibility to others and result in death or serious injury.



**\*WARNING:** Do not use this rack as a seat. Do not exceed the fender rack weight capacity. Using as seat or exceeding this capacity could cause handling problems, which could result in loss of control and death or serious injury.



# 276 TOURING & TRIKE

Tour-Pak® Racks

## A. STEALTH TOUR-PAK® LUGGAGE RACK\*

Style and practicality in one. This classic six-bar Tour-Pak® luggage rack flows with the long and lean lines of today's custom rides. The cantilevered aerodynamic rails appear to float above the center spar, imparting a lighter-than-air profile. Hidden hardware adds to the clean design. The Stealth Rack mounts in the same position as the Original Equipment Ultra Limited rack or the accessory Premium and Air Wing Tour-Pak luggage racks, so no additional drilling is required on those models. Use Bungee Cord Soft-Hook Extensions P/N 52300140 to keep your luggage firmly in place.

Fits King, Chopped and Razor-Pak Tour-Pak® carrier lids. Does not fit with Color-Matched Tour-Pak® Spoiler kits.

**53000242** Chrome.

**53000247** Gloss Black.



**A. STEALTH TOUR-PAK LUGGAGE RACK – CHROME**



**A. STEALTH TOUR-PAK LUGGAGE RACK – GLOSS BLACK**

## B. PREMIUM TOUR-PAK LUGGAGE RACK\*

This full-sized rack is especially designed to complement Tour-Pak lids with armrest-style passenger backrests. Protects both Tour-Pak carrier's lid and passenger backrest from scratches. Lightweight steel tubing incorporates high-quality welded joints and is hand-polished and chrome-plated using copper as a base coat followed by nickel and chrome to provide long-lasting beauty. Comes complete with all necessary mounting hardware.

**53665-87**

Fits King, Chopped and Razor-Pak Tour-Pak® carrier lids.

## C. TOUR-PAK ACCENT RAIL – CHROME

Fabricated from highly polished steel tubing, these premium quality chrome-plated Accent Rails frame the wrap-around Tour-Pak carrier's lights for a custom look. The rails provide an added level of protection from pass-by contact. Kit includes all necessary mounting hardware.

**53000229**

Fits '14-later FLHTCU, FLHTCUL, FLHTK, FLHTKL, FLTRK, FLTRU, FLHTCUTG, FLTRXSE and models equipped with accessory King Tour-Pak® and LED Wrap-Around Light. Does not fit CVO™ FLHTKSE or FLTRUSE models.



**B. PREMIUM TOUR-PAK LUGGAGE RACK**



**C. TOUR-PAK ACCENT RAIL – CHROME**

## D. SADDLEBAG GUARD RAILS

Bolt on style and protection. These Saddlebag Guard Rails surround and protect the lower portion of the bag, and add a traditional look to your Touring bike. The thick-walled chrome-plated tubing and the elegant cast mounts clamp securely to the Original Equipment saddlebag guards for a seamless look. Offered in Chrome or Gloss Black finish to match any bike style.

Fits '14-later Touring models (except FLHRC, FLHRSE, FLHXSE, and FLTRXSE), FLHT, FLHRXS, FLHX, FLHXS, FLHXST, FLTRX, FLTRXS and FLTRXST require separate purchase of Saddlebag Guard and Support Kit P/N 90200787 or 90200788. Does not fit with stretched side covers or CVO style rear fender system.

**90201903** Chrome.

**90201902** Gloss Black.



**D. SADDLEBAG GUARD RAILS – CHROME**



**D. SADDLEBAG GUARD RAILS – GLOSS BLACK**



**E. TOURING SADDLEBAG LID RAILS – CHROME**



**F. AIR WING FENDER RAIL FOR TRIKE – CHROME**



**G. AIR WING SADDLEBAG LID RAIL KIT – CHROME**



**G. AIR WING SADDLEBAG LID RAIL KIT – GLOSS BLACK**



**H. AIR WING RAIL LED LIGHT KIT**



# TOURING & TRIKE 277

Saddlebag Lid Rails

## E. TOURING SADDLEBAG LID RAILS

Protect your saddlebag lids from scratches and boot marks. Elegant welded rails are formed of high-quality tubing, and are beautifully polished and chrome plated to a mirror-like finish. The rails are shaped to wrap down the front of the saddlebag lid, and are designed to accept model-specific medallions (sold separately) for a custom touch. The three-point mount simplifies installation, and the complete kit includes left and right rails, and mounting hardware.

**90200876** Chrome.

Fits '14-later Touring models with Color-Matched Hard Saddlebags. Does not fit FLHXSE or models with saddlebag lid speakers or Passenger Armrest Kit P/N 52400073.

**90200737** Chrome.

Fits '93-'13 Touring models with Color-Matched Hard Saddlebags. Does not fit models with leather covered bags or models equipped with Saddlebag Wing Tips P/N 53826-00B or models equipped with Saddlebag Speaker Kit P/N 76000202.

## F. AIR WING FENDER RAIL FOR TRIKE – CHROME

The low-profile aerodynamic shape of the Air Wing Fender Rail enhances the look and protects the surface of your Trike's rear fenders. The mirror chrome rails follow the sleek contours of the fenders, and the slim rails and die-cast rear wings complement the available Air Wing Tour-Pak® Luggage Rack. Kit includes left and right rail and all necessary mounting hardware.

**61400058**

Fits '09-later FLHTCUTG, FLHTCUTGSE and '10-'11 FLHXXX models. Does not fit with Trike Fender Bra P/N 57892-11.

## G. AIR WING SADDLEBAG LID RAIL KIT

The low-profile aerodynamic styling of the Air Wing Saddlebag Lid Rail enhances the look and protects the lid of your Color-Matched Hard Saddlebags. Available in mirror chrome or gloss black finish, the rails cascade down the front of the saddlebag to protect the paint from a misplaced boot heel, and the die-cast wing design at the rear complements the style of the Air Wing Luggage Rack. Kit includes all necessary mounting hardware. For added visibility, add the available Air Wing Light Kit (sold separately).

Fits '14-later Touring models with Color-Matched Hard Saddlebags. Does not fit FLHXSE or models with saddlebag lid speakers or Passenger Armrest Kit P/N 52400073.

**90200792** Chrome.

**90200793** Gloss Black.

Fits '93-'13 Touring models with Color-Matched Hard Saddlebags. Does not fit models with leather covered bags or models equipped with Saddlebag Wing Tips P/N 53826-00B or models equipped with Saddlebag Speaker Kit P/N 76000202.

**88299-09** Chrome.

## H. AIR WING RAIL LED LIGHT KIT\*

Custom fit to the Air Wing Rails, this fast-acting LED Light Kit operates as a supplemental rear running light and brake light. The high and outside mounting position places the lights in the line-of-sight of following vehicles, and the bright, fast-acting LED lamps get you noticed. Wiring is concealed inside the rack tubes for a clean, custom installation.

Fits '14-later Touring models equipped with Air Wing Saddlebag Rails P/N 90200792 or 90200793.

**68000115** Red.

**68000114** Smoked.

Fits '93-'13 Touring models equipped with the Air Wing Saddlebag Lid Rails P/N 88299-09, 90200391 and '09-'13 Trike models equipped with Air Wing Trike Fender Rails P/N 61400058.

**68388-10** Red.



**\*WARNING:** Do not use this rack as a seat. Do not exceed the fender rack weight capacity. Using as seat or exceeding this capacity could cause handling problems, which could result in loss of control and death or serious injury.



**\*WARNING:** Disconnecting your DOT-required tail, brake and turn signal lighting could reduce your visibility to others and result in death or serious injury.



# 278 TOURING & TRIKE

## Saddlebag Guards

### A. SADDLEBAG SUPPORT KIT

Complete the stripped-down look by eliminating the rear saddlebag guards. This kit replaces the Original Equipment loop saddlebag guard and support with an inconspicuous bolt-on bar that supports the saddlebag for a clean, custom appearance. Kit includes left and right support and all necessary mounting hardware.

#### 90200981

Fits '14-later FLH, FLHR, FLHTCU, FLHTCUL, FLHTK, FLHTKL, FLHTKSE, FLTRK, FLTRKSE and FLTRU models. Stock on '14-later FLHRSE, FLHRXS, FLHT, FLHX, FLHXS, FLHXSE, FLHXST, FLTRK, FLTRUSE, FLTRX, FLTRXS and FLTRXST models. Stock on '20-later FLTRXSE.

#### 90881-09A

Fits '09-'13 Touring models (except FLHRC and FLHTCUSE). Stock on '09-'13 FLHX, FLHXSE, FLTR, FLTRU, FLTRX, FLTRXSE, '13 FLHRSE and '09 FLTRSE models. Does not fit with Saddlebag Filler Strip Kits.

#### 46565-04

Fits '97-'08 Touring (except FLHRC) models. Stock on FLHRS, FLHX and '04-'08 FLTR models.



A. SADDLEBAG SUPPORT KIT ('14-LATER MODELS)



A. SADDLEBAG SUPPORT KIT ('09-'13 MODELS)



B. REAR SADDLEBAG GUARD AND SUPPORT KIT – CHROME ('14-LATER MODELS)



B. REAR SADDLEBAG GUARD AND SUPPORT KIT – GLOSS BLACK '14-LATER MODELS



B. REAR SADDLEBAG GUARD AND SUPPORT KIT – CHROME '09-'13 MODELS



C. REAR SADDLEBAG GUARDS – GLOSS BLACK ('14-LATER MODELS)



C. REAR SADDLEBAG GUARDS – GLOSS BLACK ('09-'13 MODELS)



D. COMFORT PROFILE REAR SADDLEBAG GUARD KIT

# TOURING & TRIKE 279

## Saddlebag Guards

### C. REAR SADDLEBAG GUARDS – GLOSS BLACK\*

Add a sinister look to your ride. Designed to replace the Original Equipment chrome-plated guards featured on many Touring models, the blacked-out finish minimizes the look without a reduction in protection.

#### 90200791

Fits '14-later FLHR, FLHRC, FLHTCU, FLHTCUL, FLHTK, FLHTKL, FLHTKSE, FLTRK, FLTRKSE and FLTRU models. Installation requires reuse of Original Equipment saddlebag supports.

#### 49283-09

Fits '09-'13 Touring models. FLHX, FLTR, FLTRU, FLTRX, FLTRXSE, '13 FLHRSE, '10-'12 FLHXSE and '09 FLTRSE models require separate purchase of Saddlebag Supports P/N 49194-09A and 90781-09A, Nut P/N 7531 (Qty 2) and Antenna Mounting Bracket P/N 76516-09.

#### 46548-03

Fits '97-'08 Touring models. ('04-'08 FLTR, FLHX and FLHRS models require the separate purchase of Saddlebag Supports P/N 49194-85 and 90781-93 and two P/N 3601 and 7686.)

### D. COMFORT PROFILE REAR SADDLEBAG GUARD KIT\*

The unique profile of these chrome-plated Rear Saddlebag Guards gives your passenger more leg room. A perfect replacement for the Original Equipment saddlebag guards.

#### 49179-09

Fits '09-'13 Touring models (except FLHTC, FLHTCU and FLHTCUSE), '09-'13 FLHX, FLHXSE, FLTR, FLTRU, FLTRX and FLTRXSE, '13 FLHRSE and '09 FLTRSE models require separate purchase of Saddlebag Supports P/N 49194-09A and 90781-09A, Nut P/N 7531 (Qty 2) and Antenna Mounting Bracket P/N 76516-09. FLHRC models require separate purchase of reflectors P/N 59370-98 and 59371-98.

#### 49087-01

Fits '97-'08 FLHR, FLTR, FLHX and FLHT models. FLHRCI models require separate purchase of Reflector P/N 59370-98 and 59371-98. '04-'08 FLTR, FLHX and FLHRS models require separate purchase of Saddlebag Supports P/N 49194-85 and 90781-93 and two each of P/N 3601 and 7686. (Will not fit Saddlebag Guard Bags.)



**\*WARNING:** These guards may provide limited leg and cosmetic vehicle protection under unique circumstances (fall over while stopped, very low speed slide). They are not made nor intended to provide protection from bodily injury in a collision with another vehicle or any other object.



**\*WARNING:** These guards may provide limited leg and cosmetic vehicle protection under unique circumstances (fall over while stopped, very low speed slide). They are not made nor intended to provide protection from bodily injury in a collision with another vehicle or any other object.



# 280 TOURING & TRIKE

## Luggage Accessories

### A. PREMIUM TOUR-PAK® LUGGAGE FITTED LINING

Line your Touring bike's luggage to protect your belongings and reduce noise and rattles on the road. Soft-touch felt-finish liner is formed to the interior for a perfect fit. Molded base and sides maximize the interior room, and one-piece design allows easy removal for cleaning and maintenance.

**53000323** King Tour-Pak® luggage. Fits '14-later Touring and Tri Glide® models equipped with King Tour-Pak luggage.

**53301-06** King Ultra Tour-Pak luggage. Fits '93-'13 Touring (except FLHTK and '10-later CVO™ models) and Trike models equipped with King Tour-Pak luggage with incandescent wrap-around Tail Lamp Kit. Does not fit with Tour-Pak bottom tub mounted accessories.

**53302-07** King Classic Tour-Pak luggage. Fits '93-'13 Touring and Trike models equipped with King Tour-Pak luggage without incandescent wrap-around Tail Lamp Kit. Does not fit with Tour-Pak bottom tub mounted accessories.

**53000322** Chopped Tour-Pak luggage. Fits '14-later Touring and Tri Glide models equipped with Chopped Tour-Pak luggage. Does not fit with Tour-Pak bottom tub mounted accessories. Does not fit Tri-Glide models or models with Original Equipment King T-Paks.



A. PREMIUM TOUR-PAK LUGGAGE FITTED LINING – KING ULTRA '93-'13 MODELS



A. PREMIUM TOUR-PAK LUGGAGE FITTED LINING – KING ULTRA '93-'13 MODELS



A. PREMIUM TOUR-PAK LUGGAGE FITTED LINING – KING '14-LATER MODELS



A. PREMIUM TOUR-PAK LUGGAGE FITTED LINING – CHOPPED '14-LATER MODELS



B. PREMIUM FITTED SADDLEBAG LINING – '14-LATER MODELS



B. PREMIUM FITTED SADDLEBAG LINING – '93-'13 MODELS



C. TOUR-PAK LID FITTED LINING WITH ORGANIZER – PREMIUM BLACK



D. TOUR-PAK LID ORGANIZER/LINER – GRAY



E. TOUR-PAK LID ORGANIZER – TOUR-PAK



F. TRUNK DOOR ORGANIZER



# TOURING & TRIKE 281

## Luggage Accessories

### C. TOUR-PAK® LID FITTED LINING WITH ORGANIZER – PREMIUM BLACK

Equip the Tour-Pak® lid to protect and store your belongings. This Premium Lid Lining features a soft-touch black felt finish to reduce noise, and a convenient series of storage pouches that provide easy access to all your essentials. Four flap pouches and one mesh and one clear pocket provide plenty of storage and a great way to keep keys, cell phones, glasses and papers handy. Hook-and-loop fasteners secure the one-piece formed lining to the lid, and allow easy removal for cleaning and maintenance.

**53000392** Fits '14-later Touring and Tri Glide® models equipped with King or Chopped Tour-Pak luggage.

### D. TOUR-PAK LID FITTED LINING WITH ORGANIZER – GRAY

Add practical storage to your Tour-Pak luggage. This Lid Lining features a convenient six pocket organizer to keep smaller items conveniently at hand, and is shaped to fit the contours of the Tour-Pak lid for a finished look. The organizer features four enclosed pouches, one mesh pouch and one clear mobile-device pouch. The soft gray finish is the perfect match for the Original Equipment Tour-Pak bottom liner, and the hook-and-loop fasteners permit easy removal for cleaning.

**53000302** Fits '14-later Touring and Tri Glide models equipped with King or Chopped Tour-Pak luggage.

### E. TOUR-PAK LID ORGANIZER

A true innovation in storage convenience and efficiency, this ingenious lid organizer helps keep smaller items conveniently located under your Tour-Pak lid for easy access. The organizer features five different-sized nylon-meshed pockets, as well as two flaps for additional storage. A great way to keep keys, cell phones, glasses and papers handy.

**53249-01B** Fits '93-'13 Touring and Trike models equipped with a King, Ultra, Chopped or Razor-Pak Tour-Pak. Does not fit '08-later CVO™ Ultra models with Power Locks, or models equipped with Tour-Pak Spoiler Kit P/N 53149-series, Tour-Pak Light P/N 54302-98A, Mini Tour-Pak Lid Rack P/N 53100-96 or Contoured Tour-Pak Luggage Rack P/N 79148-06A.

### F. TRUNK DOOR ORGANIZER

For on-the-road storage and efficiency, this ingenious organizer helps keep smaller items conveniently located on your trunk door for easy access. The easy-to-install self-adhesive organizer features two large nylon-mesh pockets with hook-and-loop-secured flaps that offer quick access to keys, cell phones, glasses, gloves and maps. Organizer features an embossed Harley-Davidson script logo. Add the matching Tour-Pak Lid Organizer P/N 53249-01B inside the Tour-Pak luggage for maximum organization.

**93300001** Fits '09-later FLHTCUTG and '10-'11 FLHXXX models.



# 282 TOURING & TRIKE

Luggage Accessories

## A. TOUR-PAK® WALL ORGANIZER

Convenient storage system wraps the interior walls of your King Tour-Pak® luggage for easy access to keys, cell phones, maps and gloves. The organizer features a variety of mesh and enclosed pockets, sized perfectly to keep small items close at hand. Easily installed with included hook-and-loop tabs.

**53000303**

Fits '14-later Touring and Tri Glide® models (except CVO™ models) equipped with King Tour-Pak Luggage.

**54014-05**

Fits '93-'13 Touring and Trike models equipped with Ultra or King Tour-Pak luggage. Does not fit with Chopped or Razor-Pak Tour-Pak.



A. TOUR-PAK WALL ORGANIZER – '14-LATER MODELS



A. TOUR-PAK WALL ORGANIZER – '93-'13 MODELS



## C. TRIKE SADDLEBAGS

Add storage at your fingertips. These vinyl-wrapped rigid side bags are a perfect match to either the Original Equipment or accessory seats and are contoured to fit comfortably under the passenger's legs. Featuring an easy-to-grip chrome-plated finger pull with Bar & Shield Logo, the forward-opening bags snap shut with a strong magnetic closure. The interior can accommodate 2 soda cans or water bottles side by side and is the ideal spot for sunscreen, glasses and your cell phone. Luggage capacity: 700 cubic inches total.

**84031-11**

Fits '09-later FLHTCUTG and '10-'11 FLHXXX models.



B. SADDLEBAG WALL ORGANIZER – ('14-LATER MODELS SHOWN)



C. TRIKE SADDLEBAGS



D. PREMIUM TRAVEL-PAK – KING TOUR-PAK



D. PREMIUM TRAVEL-PAK – HARD SADDLEBAGS



E. TRAVEL-PAK – KING TOUR-PAK



E. TRAVEL-PAK – HARD SADDLEBAGS



E. TRAVEL-PAK – LEATHER SADDLEBAGS



F. SADDLEBAG COOLER



# TOURING & TRIKE 283

Luggage Accessories

## D. PREMIUM TRAVEL-PAKS

This collection of fitted luggage provides convenient storage for your next long ride. The bags are manufactured of water resistant ballistic nylon that matches the premium luggage collection. The exterior features comfortable carrying handles, heavy-duty glove-friendly zippers, a zippered pocket, D-rings for optional carrying straps. The padded interior features a variety of convenient storage pockets and plenty of open storage. Saddlebag right-hand bag features an internal padded laptop pocket and plenty of smart storage spaces.

**93300072** King Tour-Pak® luggage.

Fits '93-later Touring and Trike models equipped with King Tour-Pak luggage.

**93300070** Hard Saddlebags.

Fits '93-later Touring models equipped with Hard Saddlebags. Sold in pairs.

## E. TRAVEL-PAKS

Simplify packing and unpacking your motorcycle. These well-constructed, water-resistant bags are designed to fit perfectly into Touring model luggage systems. The soft sides conform to the interior of the luggage to help use every available inch of space. Styled with a Bar & Shield logo, they feature heavy-duty zippers and convenient carrying handles.

**53605-97** King Tour-Pak luggage.

Fits '93-later Touring and Trike models equipped with King and Ultra Tour-Pak luggage.

**91885-97A** Hard Saddlebags.

Fits '93-later Touring models equipped with Color-Matched Hard Saddlebags and '09-'17 VRSCF models equipped with Rigid Saddlebags P/N 91172-09. Sold in pairs.

**91887-98** Leather Saddlebags.

Fits '98-later FLHRC and FLHRS models. Sold in pairs.

## F. SADDLEBAG COOLER

Keep beverages and snacks cold right in your saddlebag on those hot summer rides. This zippered bag is fully lined and insulated, and fits the full length of your saddlebag.

**90200991**

Fits '93-later Touring models equipped with Color-Matched Hard Saddlebags.



# 284 TOURING & TRIKE

Luggage Accessories

## A. TRUNK TRAVEL-PAKS

These well-constructed, ballistic nylon bags are designed to fit perfectly into the rear or top-load trunk of the Harley-Davidson® Trike models. Styled to compliment the Premium Luggage Collection, the twin bags feature white piping and a reflective Bar & Shield logo. The bags feature glove-friendly zippered access to the main compartment and convenient outer pouches. Comfortable carrying straps make transportation a breeze. Sold in pairs.

**53000431**

Fits '09-later Trike models.



A. TRUNK TRAVEL-PAKS



A. TRUNK TRAVEL-PAKS



A. TRUNK TRAVEL-PAKS

## B. SADDLEBAG GUARD BAG WITH WATER BOTTLE HOLDER – BAR & SHIELD LOGO

Convenient on-the-go storage. Sturdy synthetic leather bags snap to the saddlebag guards for easy access. The storage compartment features a hook-and-loop outer flap and a zippered inner closure to store sunglasses, wallets and cell phones, and the adjoining sleeve securely grips a removable water bottle to help keep you hydrated on the road.

Fits '93-later Touring models equipped with Saddlebag Guards.

**93300060** Right Side.

**93300061** Left Side.

## C. SADDLEBAG GUARD BAG – BAR & SHIELD LOGO

Keep your essentials close at hand. Bags are constructed of sturdy synthetic leather, with hook-and-loop flap covers and a dual zippered opening that provides easy access to the interior. A separate internal zippered soft pouch is perfect for storing smaller items or sunglasses. Synthetic leather bags snap tightly to the saddlebag guard.

Fits '93-later Touring models equipped with Saddlebag Guards.

**93300062** Right Side.

**93300063** Left Side.



B. SADDLEBAG GUARD BAG WITH WATER BOTTLE HOLDER – BAR & SHIELD LOGO



C. SADDLEBAG GUARD BAG – BAR & SHIELD LOGO



D. SADDLEBAG LID BRA (90200992 SHOWN)



D. SADDLEBAG LID BRA (57805-03A SHOWN)



E. TANK BRA



F. TRIKE REAR FENDER BRA



G. TRIKE SCUFF GUARDS – BODY & FENDER



G. TRIKE SCUFF GUARDS – FENDER



G. TRIKE SCUFF GUARDS – BODY

# TOURING & TRIKE 285

Luggage Accessories

## D. SADDLEBAG LID BRA

Protect your saddlebags from boot scuffs, stone chips and road debris. These custom-fit Saddlebag Lid Bras are made with non-abrasive, fleece-backed vinyl material and feature small Bar & Shield logos. Easy to install with hook-and-loop tabs. Kit includes left and right side Lid Bras.

**90200992**

Fits '14-later Touring models with Color-Matched Hard Saddlebags. Does not fit with Saddlebag Lid Rails, Saddlebag Lid Spoilers or Saddlebag Lid Speakers.

**57805-03A**

Fits '93-'13 Touring models equipped with Color-Matched Hard Saddlebags. Does not fit with Police Model Hard Saddlebags, Saddlebag Lid Rails, Saddlebag Lid Spoilers, or Saddlebag Wing Tips.

## E. TANK BRA

Manufactured from non-abrasive, fleece-backed vinyl, this Tank Bra for your Touring model features an embroidered Bar & Shield logo. It protects your fuel tank from belt buckle and key scratches and nicks from road debris. Designed for easy installation and a custom fit without tank or seat removal.

**62063-01**

Fits '97-later Touring and Trike models.

## F. TRIKE REAR FENDER BRA

Protect your Trike's rear fenders from boot scuffs and road debris. These rich black Fender Bras are constructed of non-abrasive fleece-backed smooth vinyl, and are simple to install. Featuring a prominent embossed Bar & Shield logo, these Bras are styled to coordinate with the matching Fairing Bra P/N 57800-00.

**57892-11**

Fits '09-later FLHTCUTG and '10-'11 FLHXXX models. Not for use with Chrome Fender Trim Kit P/N 83812-09. Does not fit '17-later Canada FLHTCUTG.

## G. TRIKE SCUFF GUARDS

Guard against heel marks and stone chips on the leading edges of the rear fender and body of your Trike model. These heavy-duty molded rubber pads are shaped to match the contour of the body, and are easy to install with the pre-applied adhesive. The ribbed surface pattern mirrors the Original Equipment footboard inserts, and offers a clean, smooth-flowing look between the footboards and body.

Fits '09-later FLHTCUTG and '10-'11 FLHXXX models.

**83968-10** Body Scuff Guards.

**83976-10** Fender Scuff Guards.



# 286 TOURING & TRIKE

## Foot Controls

### A. EXTENDED REACH RIDER FOOTBOARD PANS

This kit extends the rider footboard forward of the stock location by 1", providing the tall rider a comfortable riding position. When paired with Extended Reach Brake and Shift Levers, these pans allow riders with large boot sizes ample room to reposition their feet during a long ride. Available in traditional D-shape or Swept Wing design. Extended Reach footboard pans accept Original Equipment or accessory rider footboard inserts. The kit includes left and right footboard pans.

Fits '02-later Touring (except FLHTCUL and FLHTKL) and Trike models. Also fits '97-'01 Touring models equipped with Extended Reach Billet Style Brake Lever P/N 42638-03.

**50409-04** Traditional Shape.

**54145-10** Swept Wing.



A. EXTENDED REACH RIDER FOOTBOARD PANS – TRADITIONAL SHAPE SHOWN

### B. BLACK RIDER FOOTBOARD PANS

Complete the blacked-out transformation. Replace the Original Equipment chrome footboard pans with sinister gloss black. Kit includes both the right and left pan, and is installed using the Original Equipment hardware and insert pad. Custom footboard inserts are sold separately.

Fits '12-'16 FLD and '86-'17 FL Softail® (except FLS, FLSS, FLSTFB and FLSTFBS), '86-later Touring (except FLHTCUL, FLHTCUL TC and FLHTKL) and Trike models.

**51322-08** Traditional Shape.

**51060-08** Swept Wing Shape.



B. BLACK RIDER FOOTBOARD PANS – TRADITIONAL SHAPE



B. BLACK RIDER FOOTBOARD PANS – SWEEP WING SHAPE

### C. JIFFY STAND EXTENSION

Jiffy Stand Extension Kits have been ergonomically designed to simplify the deployment and retraction of the jiffy stand. The extension is shaped to simplify locating the tab with your boot, and aid in swinging the jiffy stand into position. The move feels natural, and adds confidence when parking your motorcycle in a tight spot. Kit mounts to Original Equipment jiffy stand, and includes all required mounting hardware.

Fits '91-later Touring models. Does not fit models equipped with Defiance footboards, Burst footboards, or Rider Running Boards P/N 50500158.

**50000263** Gloss Black.

**50000023** Chrome.



C. JIFFY STAND EXTENSION – CHROME



C. JIFFY STAND EXTENSION – GLOSS BLACK

### E. RIDER FOOTBOARD HEEL GUARD

Avoid damaged boots and hours of cleaning melted rubber scuff marks from your exhaust shield. This Heel Guard mounts to the right-side rider footboard and protects your boot from contact with the hot exhaust shield. The subtle curved shape keeps the boot heel away without restricting fore-and-aft movement of the rider's foot. Kit includes chrome guard with cutaway Bar & Shield logo and all mounting hardware.

**50500225**

Fits '12-'16 FLD, '86-'17 FL Softail, '86-later Touring and '09-later Trike models equipped with Traditional and Swept Wing footboards. Does not fit models equipped with Half-Moon, Tapered, Airflow, Defiance, Dominion™ or Burst footboards, Extended Reach Rider Footboards P/N 50409-04 or 54145-10, Rider Running Boards P/N 50500158 or Screamin' Eagle® Fat Exhaust Shields.



D. JIFFY STAND AND MOUNT KIT – GLOSS BLACK



E. RIDER FOOTBOARD HEEL GUARD



F. FOLDING HEEL SHIFTER – RETRACTED POSITION



G. HEEL/TOE SHIFTER SHAFT COVER



H. SHIFTER SHAFT LEVER – GLOSS BLACK



I. CUSTOM GEAR SHIFT LINKAGE – ROUND GLOSS BLACK



J. CUSTOM GEAR SHIFT LINKAGES



K. GEAR SHIFT LINKAGE COVERS

# TOURING & TRIKE 287

## Foot Controls

### F. FOLDING HEEL SHIFTER

Give your left foot a little extra room. The Folding Heel Shifter permits the rider to move the rear shift peg out of the way when on the open road, while retaining heel/toe shift functionality around town. Positive detent holds the peg in the selected position, and can be adjusted while riding. Easy to install, the replacement rear lever is chrome-plated, and shaped to match the Original Equipment toe shift lever. Lever accepts stock or accessory shifter peg.

**33876-07**

Fits '86-'17 FL Softail®, '88-'16 Touring and '08-'16 Trike models.

### G. HEEL/TOE SHIFTER SHAFT COVER

Conceal the splined end of the shifter shaft when you remove the heel shift lever. The easy-to-install chrome-plated aluminum billet cap is held in place with a flush Allen® screw for a clean look.

**35471-05**

Fits '82-'17 FL Softail, and '82-later Touring and Trike models equipped with heel/toe shift levers. Installation requires removal of heel shift lever.

### H. SHIFTER SHAFT LEVER – GLOSS BLACK

The perfect companion to black or edge-cut heel and toe shift levers and shift linkages, this Gloss Black Shifter Shaft Lever creates an uninterrupted blacked-out look from the front of the engine to the rear. Manufactured from Original Equipment components, this lever is an exact replacement for the factory-installed chrome-plated part.

**33900186**

Fits '93-'16 Touring and Trike models.

### I. CUSTOM GEAR SHIFT LINKAGE – ROUND GLOSS BLACK

Add the finishing touch to your blacked-out ride. This Gloss Black Shift Linkage is easy to install and includes a transmission lever cover and decorative acorn nuts and bolts for a complete custom look.

**33600259**

Fits '86-later Softail (except '18-later FXBB, FXBBS, FXLR, FXLRS, FXLRST and '20-later FXST), Touring and Trike models. (Does not fit '97-'99 FLSTS or models equipped with Softail Extended Reach Forward Controls.)

### J. CUSTOM GEAR SHIFT LINKAGES

Kick your custom into gear with this collection of high-quality Custom Shift Linkages. Available in a variety of designs to match your bike's style, these aluminum linkages feature aircraft-quality rod ends for easy adjustment and smooth operation. The easy-to-install linkage kit also includes a transmission lever cover for '86-'17 Softail and '86-'16 Touring and Trike models, and decorative acorn nuts and bolts for a complete custom look.

Fits '86-later Softail (except '18-later FXBB, FXBBS, FXLR, FXLRS and FXLRST and '20-later FXST), Touring and Trike models. (Does not fit '97-'99 FLSTS or models equipped with Softail Extended Reach Forward Controls.)

**1. 34018-08** Slotted – Black Anodized.

**2. 34850-09** Skull.

**3. 33801-09** Harley-Davidson Script.

**4. 33760-09** Slotted with Bar & Shield Logo.

**5. 33814-98A** Round.

### K. GEAR SHIFT LINKAGE COVERS

A simple and inexpensive way to detail your Touring bike. These easy-to-install chrome-plated covers conceal the stock gear shifter linkage for a brilliant finish. Kit includes all necessary mounting hardware.

Fits '99-'16 Touring and Trike models with stock gear shift linkage.

**1. 46303-01** Harley-Davidson Script.

**2. 46305-01** Engraved Harley-Davidson.



# 288 TOURING & TRIKE

## Foot Controls

### A. BOARD-TO-PEG CONVERSION KIT

Add an aggressive look to your Touring motorcycle. These support kits are designed to allow installation of mini footboards and footpegs. Kit Includes left and right mounting brackets and all necessary installation hardware. Mini footboards and footpegs sold separately.

Fits '09-later Touring models (except '18-later FLTRXSE). Requires separate purchase of '18-later Original Equipment or accessory Softail Standard rider footpegs.

**50501642**



A. BOARD-TO-PEG CONVERSION KIT



A. BOARD-TO-PEG CONVERSION KIT

### B. ENDGAME COLLECTION BRAKE LEVER

Styled to complement the Endgame Collection controls, this Rear Brake Lever features a slotted design that will give your bike an industrial look.

Fits '14-later Touring and Trike models.

**41600305** Black. **\$184.95**

**41600304** Graphite. **\$184.95**



B. ENDGAME COLLECTION BRAKE LEVER – BLACK



B. ENDGAME COLLECTION BRAKE LEVER – GRAPHITE

### C. BILLET STYLE REAR BRAKE LEVER

Styled to complement our billet style mirror stems and shift levers, these Billet Style Rear Brake Levers are forged from billet aluminum, then machined and polished for a beautiful, custom look. Available in your choice of finishes. Lever matches the length of the Original Equipment brake lever. Brake pedal pads sold separately.

Fits '14-later Touring and Trike models.

**41600082** Chrome.

**41600079** Edge Cut.

**41600208** Satin Black.

Fits '08-'13 Touring and Trike models.

**42638-08A** Chrome.



C. BILLET STYLE REAR BRAKE LEVER – CHROME



C. BILLET STYLE REAR BRAKE LEVER – EDGE CUT

### D. AIRFLOW COLLECTION REAR BRAKE LEVER

Forged from billet aluminum, this brake lever makes its own custom statement. Featuring a deep groove that runs the length of the arm, the swept shape of the lever adds a strong visual element to the bike's profile. Designed to match the Airflow collection, this lever complements your contemporary or classic styling direction. Airflow lever matches the Original Equipment length to maintain the factory riding position. Brake pedal pads sold separately.

**41600280** Gloss Black.

Fits '14-later Touring and Trike models.



C. BILLET STYLE REAR BRAKE LEVER – SATIN BLACK



D. AIRFLOW COLLECTION REAR BRAKE LEVER



D. ENDGAME COLLECTION SHIFT LEVER – BLACK



D. ENDGAME COLLECTION SHIFT LEVER – GRAPHITE



E. BILLET STYLE HEEL/TOE SHIFT LEVER – EXTENDED REACH



F. BILLET STYLE HEEL/TOE SHIFT LEVER – STANDARD LENGTH, CHROME



F. BILLET STYLE HEEL/TOE SHIFT LEVER – STANDARD LENGTH, EDGE CUT



F. BILLET STYLE HEEL/TOE SHIFT LEVER – STANDARD LENGTH, SATIN BLACK



G. AIRFLOW COLLECTION HEEL/TOE SHIFT LEVER



H. HEEL SHIFTER

# TOURING & TRIKE 289

## Foot Controls

### D. ENDGAME COLLECTION SHIFT LEVER

Styled to complement the Endgame Collection controls, this Shift Lever features a slotted design that will give your bike a high-tech, industrial look.

Fits '86-later FL Softail®, '88-later Touring and '08-later Trike models.

**33600301** Black.

**33600292** Graphite.

### E. BILLET STYLE HEEL/TOE SHIFT LEVER – EXTENDED REACH

Stretch out in style. Both the heel and toe sections of this Shift Lever are 1.0" longer than traditional levers, separating the distance between the heel/toe shift by 2.0" total. This added space provides a comfortable riding position for a tall rider, and allows a rider with a large boot extra room to move. Styled to complement our billet style mirror stems, these Billet Style Shift Levers are forged, machined and polished for a beautiful, custom look. When combined with the available Extended Reach Brake Lever, long-limbed riders can straighten their legs and ride in comfort. Kit includes a front and rear lever and mounting hardware.

**33600001** Chrome.  
Fits '86-'17 FL Softail®, '88-later Touring and '08-later Trike models.

### F. BILLET STYLE HEEL/TOE SHIFT LEVER – STANDARD LENGTH

Styled to complement our billet style mirror stems, these Billet Style Shift Levers are forged from 7075-T6 aluminum, then machined and polished for a beautiful, custom look. Available in your choice of mirror chrome, satin black powder coat or edge cut black anodized and machined aluminum finishes. Kit includes a front and rear lever and chrome hardware.

Fits '86-'17 FL Softail, '88-later Touring and '08-later Trike models.

**34535-00B** Chrome.

**34045-10** Edge Cut.

**34023-08** Satin Black.

### G. AIRFLOW COLLECTION HEEL/TOE SHIFT LEVER

Styled to complement the Airflow Collection, this forged billet aluminum shift lever adds a custom touch to your bike. The lever features a deep groove that catches light and draws your eye. The separate front and rear levers can be easily adjusted for convenient shifting, and the extended-length rear lever provides additional space for larger boots. Kit includes a front and rear lever and mounting hardware. Lever accepts stock or accessory shifter pegs.

**33600076** Chrome.  
Fits '86-'17 FL Softail, '88-later Touring and '08-later Trike models.

### H. HEEL SHIFTER

Add the convenience of a heel shifter to your footboard-equipped Touring model. This traditional motorcycle Heel Shifter Lever permits you to upshift with a downward tap of your boot heel – eliminating the need to wedge your toe under the forward lever and reducing wear on the top of your boot. Kit includes the chrome plated heel shift lever, extended shifter shaft, shifter peg and mounting hardware.

Fits '01-later Touring and Trike models. Stock on '84-'19 Touring and Trike. Stock on '20-later CVO™ models only..

**33600345** Gloss Black.

**33600325** Chrome.



# 290 TOURING & TRIKE

## Foot Controls

### A. PASSENGER MINI FOOTBOARD MOUNT KIT

This mount kit permits replacement of the Original Equipment passenger footboards with footpegs or mini footboards, and moves the passenger's foot rearward and inward to give the rider more space between the rider footboard and the passenger foot support. The new position clears the path for your feet to ease walking the bike in and out of parking spaces. When folded, the pegs are tighter to the bike to reduce the chance of contacting the passenger foot support with your calf. Original equipment on FLHTCUL and FLHTKL model. Kit includes left and right mount, and required installation hardware. Male-mount style passenger footpegs or mini-footboards sold separately.

**50500403A**

Fits '93-later Touring models. Does not fit Trike models.



A. PASSENGER MINI FOOTBOARD MOUNT KIT



### B. PASSENGER FOOTPEG MOUNT – GLOSS BLACK

Manufactured from Original Equipment components for proper fit and proven strength, these footpeg supports replace the factory chrome-finished mounts for a clean, custom look. When installed with blacked-out accessory footpegs, these gloss black footpeg supports tie the pegs to the bike for a seamless, no-contrast look. Kit includes right and left hand mount.

**50500578**

Fits '93-later Touring models. Does not fit Trike models.



B. PASSENGER FOOTPEG MOUNT – GLOSS BLACK



### C. PASSENGER FOOTPEG MOUNT KIT – CHROME

Designed specifically for the sport-touring rider, this chrome-plated kit allows passenger footboards to be removed and replaced with a variety of male mount-style Harley-Davidson® footpegs. The kit has 3 adjustable height positions and includes all hardware.

**50198-97C**

Fits '93-later Touring models. Does not fit Trike models.



C. PASSENGER FOOTPEG MOUNT KIT – CHROME

### D. ADJUSTABLE PASSENGER FOOTPEG MOUNT KIT

Maximize your passenger's riding comfort. Proper foot position reduces the cramped or stretched-out feeling, and relieves pressure on the knees and the tailbone. These adjustable mounts raise and lower the passenger footpeg to accommodate taller and shorter passengers. Easy to adjust with common tools, the mount adjusts through a 360° range (depending on model), allowing both fore and aft and up and down height adjustment. Kit includes left and right adjustable support assembly and all required mounting hardware. Footpegs sold separately.

**50763-09**

Fits models with H-D® male mount-style passenger footpeg supports (except Softail® models). Does not fit with Heel Raiser Footpeg Kit P/N 50178-09. Does not fit the rider position.



D. ADJUSTABLE PASSENGER FOOTPEG MOUNT KIT

### E. PASSENGER FOOTBOARD SUPPORTS

Add the comfort and convenience of passenger footboards to your Touring motorcycle. These supports are designed to allow installation of traditional D-shaped, Swept Wing, Tapered or Old-Style Passenger Footboards (sold separately) on Touring models. Kit includes left and right supports and installation hardware. Add your choice of passenger footboard pan design and footboard insert to complete your custom look.

Fits '93-later Touring and Trike models.

**50500042** Black.

**53070-00A** Chrome.



E. PASSENGER FOOTBOARD SUPPORTS – BLACK



E. PASSENGER FOOTBOARD SUPPORTS – CHROME



F. ADJUSTABLE AUXILIARY PASSENGER FOOTPEG MOUNTS – FORWARD & MID POSITION



F. ADJUSTABLE AUXILIARY PASSENGER FOOTPEG MOUNTS – REAR POSITION



G. ADJUSTABLE PASSENGER FOOTBOARD MOUNT KIT



H. REACH PASSENGER FOOTBOARD MOUNT KIT



# TOURING & TRIKE 291

## Foot Controls

### F. ADJUSTABLE AUXILIARY PASSENGER FOOTPEG MOUNTS

These 3-position adjustable passenger footpeg mounts will keep your companion happy over the long haul. Push-button adjustment lets the passenger reposition their feet to keep blood flowing in all the lower extremities. When combined with the standard footboard, both short- and long-limbed passengers should be able to find a comfortable riding position. Pegs can also be pivoted fully rearward to allow the rider the room to get his or her feet on the ground when walking the bike in and out of parking spaces. Kit includes beautifully chromed left- and right-side adjustable mounts and all installation hardware. Complete the custom look with your choice of footpegs (sold separately).

**54157-10**

Fits '10-later Touring models with Original Equipment passenger footboards (except CVO™ models or models equipped with Adjustable Passenger Footboard Mount Kit P/N 50768-07A). Also fits '93-later Touring models equipped with Passenger Footboard Kit P/N 50378-07B, 50379-07B or 53070-00A. Does not fit Trike models or models equipped with sidecars. Will not fit with Footpeg P/N 49117-77TB, 49110-98, 91821-85, 50643-82, 50647-82, 49500-92T, 49234-98, 50978-99, 50976-99, 50911-08, 50113-10, 50695-08, 49128-82, 50056-10, 50039-10, 49312-10, 50451-09 and 50178-09.

### G. ADJUSTABLE PASSENGER FOOTBOARD MOUNT KIT

Maximize your passenger's riding comfort. These chrome 5-position adjustable mounts raise and lower the passenger footboard. The lowest position is 2.0" forward from stock, and the highest position is 2.5" higher than stock. Easy to adjust with a common hex wrench. Kit includes left and right adjustable support assembly and all required mounting hardware. Footboard pans and inserts sold separately.

**50768-07A**

Fits '93-later Touring models. Does not fit Trike models.

### H. REACH PASSENGER FOOTBOARD MOUNT KIT

Kit raises the height of your passenger footboards by approximately 2.25" for increased passenger comfort. Especially desirable on '97-later Touring models due to the frame and saddlebag guard change. Includes mounting hardware.

**50789-99B**

Fits '93-later Touring models. Does not fit Trike models. Does not fit with saddlebag guard bags.



## 292 TOURING & TRIKE

### Foot Controls

#### A. PASSENGER FOOTBOARD AND MOUNT KIT

Convenient bolt-on installation. Includes specially designed mounting stud/brackets for proper installation. Footboards fold up when not in use. Kit includes Original Equipment-style aluminum footboards, rubber pads, mounting hardware and passenger footboard supports.

**50379-07B**

Fits '93-later Touring and Trike models.



A. PASSENGER FOOTBOARD AND MOUNT KIT

#### B. STREAMLINER PASSENGER FOOTBOARD AND MOUNT KIT

Styled to match the rider footboards on the Road King® Custom, Road Glide® Custom and Street Glide® models, these Swept Wing Passenger Footboards feature a Streamliner-style rubber pad surrounded by a chrome accent. The smooth Swept Wing footboard pan is chrome-plated throughout to add a custom touch, even in the folded position. Designed for convenient bolt-on installation, the complete kit includes chrome-plated aluminum footboards, rubber pads, mounting hardware and passenger footboard supports.

**50378-07B**

Fits '93-later Touring models. Does not fit Trike models.



B. STREAMLINER PASSENGER FOOTBOARD AND MOUNT KIT

#### C. PASSENGER FOOTBOARD PANS – CHROME

Replace the factory black painted passenger footboard with the custom look of smooth chrome. These chrome-plated Footboard Pans are ready to install using your Original Equipment hardware and the kit includes left- and right-side Footboard Pans. Just add your choice of Footboard Insert for the finishing touch. Footboard Supports sold separately.

Fits '06-'17 Dyna®, '18-later Softail® (except FXDRS, FXFB and FXFBS) and '86-later Touring models equipped with passenger footboard supports. Does not fit Trike models.

**50501144** Classic Style.

**50501147** Contemporary Style.



C. PASSENGER FOOTBOARD PANS – CHROME, CLASSIC STYLE

#### D. PASSENGER FOOTBOARD PANS – BLACK

Complete the blacked-out transformation. Replace your chrome Passenger Footboard Pans with sinister black. Kit includes left- and right-side Footboard Pans and is installed using the Original Equipment hardware. Custom Footboard Inserts and Footboard Supports sold separately.

Fits '06-'17 Dyna, '18-later Softail (except FXDRS, FXFB and FXFBS) and '86-later Touring models equipped with passenger footboard supports. Does not fit Trike models.

**50501610** Classic Style.

**50501611** Contemporary Style.



D. PASSENGER FOOTBOARD PANS – GLOSS BLACK, CLASSIC STYLE

#### E. TRADITIONAL STYLE PASSENGER FOOTBOARD PANS – CHROME

Replace the factory black painted passenger footboard with the custom look of smooth chrome. The kit includes left- and right-hand traditional D-shaped footboard pans, chrome-plated, and ready to install with your Original Equipment hardware. Footboard inserts and footboard supports sold separately.

**50752-04**

Fits '06-'17 Dyna, '00-later Softail (except FXDRS, FXFB and FXFBS) and '86-later Touring and Trike models equipped with passenger footboard supports.



E. PASSENGER FOOTBOARD PANS – CHROME

#### F. SWEEP WING PASSENGER FOOTBOARD PANS

These unique Swept Wing Passenger Footboard pans complement the Swept Wing Rider Footboard shape, and allow you to replace the Original Equipment passenger footpegs on certain models with footboards. When folded, the footboard displays a mirror chrome surface in your choice of smooth or ball-milled, grooved design. Footboard inserts and footboard supports sold separately.

Fits '06-'17 Dyna, '00-later Softail (except FXDRS, FXFB and FXFBS) and '86-later Touring models equipped with passenger footboard supports. Does not fit Trike models.

**50716-04** Chrome – Smooth.

**50357-04** Chrome – Grooved.



C. PASSENGER FOOTBOARD PANS – CHROME, CONTEMPORARY STYLE



D. PASSENGER FOOTBOARD PANS – GLOSS BLACK, CONTEMPORARY STYLE



F. SWEEP WING PASSENGER FOOTBOARD PANS – CHROME SMOOTH OR GROOVED



G. HALF-MOON PASSENGER FOOTBOARD PANS – CHROME



G. HALF-MOON PASSENGER FOOTBOARD PANS – GLOSS BLACK



H. ROAD KING CLASSIC PASSENGER FOOTBOARD COVERS



I. V-LOGO PASSENGER FOOTBOARD COVERS



J. CONCHO PASSENGER FOOTBOARD COVERS



K. HARLEY-DAVIDSON SCRIPT PASSENGER FOOTBOARD COVERS

## TOURING & TRIKE 293

### Foot Controls

#### G. HALF-MOON PASSENGER FOOTBOARD PANS AND INSERTS

Styled to match the Half-Moon Rider Footboards, these classic passenger footboards add both style and comfort to your nostalgic ride. Available in mirror-finish chrome or gloss black finish, the kit includes left and right footboard pan and vibration-isolation footboard inserts. Model-specific footboard mounts are sold separately.

Fits '06-'17 Dyna®, '00-later Softail® (except FXDRS, FXFB and FXFBS) and '86-later Touring models equipped with passenger footboard supports. Does not fit Trike models.

**50807-08** Chrome.

**50810-08** Gloss Black.

#### H. ROAD KING® CLASSIC PASSENGER FOOTBOARD COVERS

The latest in the family of Road King® Classic-inspired accessories, this chrome-plated steel footboard cover features a chrome die-cast Road King Classic medallion with black accents and a stylish leather accent piece. Mounting hardware included.

**50246-00**

Fits '06-'17 Dyna, '86-'17 FL Softail and '87-later Touring and Trike models equipped with traditional D-shaped aluminum passenger footboards.

#### I. V-LOGO PASSENGER FOOTBOARD COVERS

V-Logos are die-cast aluminum integrated with the cover, then chrome-plated for a desirable shine. Includes all mounting hardware.

**50194-96**

Fits '06-'17 Dyna, '86-'17 FL Softail and '87-later Touring and Trike models equipped with traditional D-shaped aluminum passenger footboards.

#### J. CONCHO PASSENGER FOOTBOARD COVERS

Heritage Softail® Classic model-inspired conchos make these covers look great whether footboards are up or down.

**50193-96**

Fits '06-'17 Dyna, '86-'17 FL Softail and '87-later Touring and Trike models equipped with traditional D-shaped aluminum passenger footboards.

#### K. HARLEY-DAVIDSON® SCRIPT PASSENGER FOOTBOARD COVERS

These easy-to-install chrome covers are formed to fit over the stock footboard pan to add a touch of style to the profile of your bike. The simple, clean design features a deep embossed Harley-Davidson script for a finishing touch. Kit includes chrome mounting hardware.

**50782-91**

Fits '06-'17 Dyna, '86-'17 FL Softail and '87-later Touring and Trike models equipped with traditional D-shaped aluminum passenger footboards.



# 294 TOURING & TRIKE

## Engine Guards

### A. MUSTACHE ENGINE GUARD\*

Combine classic shape and modern function for a unique twist on engine protection. The flow of this engine guard complements the bike's traditional style while the gracefully curved upper section incorporates highway pegs into the shape. The integrated rubber pads offer a comfortable and slip-resistant cushion for your feet while traveling the open road. One-piece engine guard kit includes all required mounting hardware.

Fits '09-later Touring and Trike models (except Road Glide®). Does not fit models equipped with fairing lowers. '15-later FLRT models require the separate purchase of Bracket P/N 45700054. '10-'11 FLHXXX models require the separate purchase of Bracket P/N 83865-09.

**49155-09B** Chrome.

**49442-10A** Gloss Black.

Fits '97-'08 Touring models (except Road Glide). Does not fit models equipped with fairing lowers.

**49155-05B** Chrome.



A. MUSTACHE ENGINE GUARD – CHROME



A. MUSTACHE ENGINE GUARD – GLOSS BLACK



B. ENGINE GUARD – CHROME



C. ENGINE GUARD – GLOSS BLACK



D. CENTER STAND



E. CHOPPED ENGINE GUARD – CHROME  
(49000105A SHOWN)



E. CHOPPED ENGINE GUARD – GLOSS BLACK  
(49000117A SHOWN)



E. CHOPPED ENGINE GUARD – CHROME



F. ENGINE GUARD MOUNTING BRACKET – GLOSS BLACK

# TOURING & TRIKE 295

## Engine Guards

### E. CHOPPED ENGINE GUARD\*

Create a sleek, slammed look on your custom bagger with the Chopped Engine Guard. This guard offers a slim, low-profile design that retains function while delivering a unique styling twist. The upper mounts connect midway up the downtube, 11" lower than the stock guard. The minimalistic look reduces the visual mass of the bike, while the mounting point lowers the bike's visual center of gravity. The 1.25" Engine Guard features a slightly forward sweep that provides plenty of room around the brake and shift levers. Easy to install.

Fits '14-later Touring models (except Road Glide® and models equipped with fairing lowers).

**49000105A** Chrome.

**49000114A** Gloss Black.

Fits '14-later Road Glide models (except models equipped with fairing lowers). Kit includes replacement fairing mount brackets.

**49000235** Chrome.

**49000117A** Gloss Black.

### F. ENGINE GUARD MOUNTING BRACKET – GLOSS BLACK

This bracket locates the steering damper and clutch cable mount when an engine guard is mounted on a FLRT model.

**45700054**

Fits '15-later FLRT models.

**\*WARNING:** Engine guards may provide limited leg and cosmetic vehicle protection under unique circumstances (fall over while stopped, very low speed slide). They are not made nor intended to provide protection from bodily injury in a collision with another vehicle or any other object.

**\*WARNING:** Do not use engine guard footpegs under normal stop and go operating conditions. Doing so could result in death or serious injury.

**\*WARNING:** Do not use highway pegs under normal stop and go operating conditions. Doing so could result in death or serious injury.

**\*WARNING:** Engine guards may provide limited leg and cosmetic vehicle protection under unique circumstances (fall over while stopped, very low speed slide). They are not made nor intended to provide protection from bodily injury in a collision with another vehicle or any other object.

**\*WARNING:** Do not use engine guard footpegs under normal stop and go operating conditions. Doing so could result in death or serious injury.

**\*WARNING:** Do not use highway pegs under normal stop and go operating conditions. Doing so could result in death or serious injury.



# 296 TOURING & TRIKE

Suspension

## PREMIUM ADJUSTABLE PERFORMANCE SUSPENSION

Step up to the ultimate in handling and ride quality. Screamin' Eagle®/Öhlins® Remote Reservoir Rear Shocks for Harley-Davidson® Touring models were designed for Screamin' Eagle® Factory Team race bikes and it's what the Wymans had on their Road Glide® Special motorcycles. Fully adjustable for preload and compression/rebound damping, with a remote reservoir for optimal performance and style. Use these shocks to dial in your ideal combination of handling and ride, for the street or the track. Ride like a winner.



### 1 COMPRESSION ADJUSTER

Fine-tunes suspension to control the upward wheel movement when hitting a bump

Adjusts the speed at which the suspension compresses

Critical for balancing ride quality and suspension bottoming

### 4 REMOTE RESERVOIR

Remote reservoir keeps the shock oil cooler to maintain damping performance

Internal bladder separates the oil from the nitrogen gas to reduce cavitation during aggressive riding

### 2 REBOUND ADJUSTER

Fine-tunes the downward wheel movement after riding over bumps or potholes

Adjusts the speed at which the suspension returns from extension

Critical for balancing ride quality and suspension bounce

### 3 PRELOAD ADJUSTER

Critical to setting the proper suspension travel to soak up large potholes and absorb large bumps

Adjusts for rider sag—the amount the suspension drops under the weight of the rider and cargo



A. SCREAMIN' EAGLE®/ÖHLINS® REMOTE RESERVOIR REAR SHOCKS

# TOURING & TRIKE 297

Suspension

## A. SCREAMIN' EAGLE®/ÖHLINS® REMOTE RESERVOIR REAR SHOCKS

Upgrade to Screamin' Eagle® Factory Race Team suspension with these performance rear shocks. These high-performance rear shocks for Touring models were designed with Öhlins® specifically for Screamin' Eagle® Factory Team race bikes. Now you can experience the ultimate in handling and ride quality with these Screamin' Eagle®/Öhlins® Remote Reservoir Rear Shocks. These mono tube remote reservoir shocks are completely adjustable to match your riding style. Set the sag with the adjustable preload then fine tune the response with adjustable compression and rebound damping. These shocks perform great and add a performance style with a remote reservoir and exposed adjusters.

- Get a perfect factory fit. Reservoir brackets are designed to accommodate all Harley-Davidson® accessories
- Expertly tuned by Öhlins and Screamin' Eagle for the aggressive performance bagger rider in mind
- Preload setting on both shocks allows suspension adjustment based on rider, passenger, and gear weight for optimal performance
- No tools required for compression and rebound damping adjustments so changes can be made quickly and easily
- High-performance style: Exposed remote reservoirs with stainless steel lines and Screamin' Eagle/Öhlins branding
- Progressive rate springs stiffen quickly for improved control when you pick up the pace
- Standard Height with +8/-2 mm of length adjustment
- High-pressure nitrogen gas-charged design resists heat fading
- Low-friction shaft/seal head design for smooth performance
- 36mm piston diameter
- Includes billet aluminum preload adjustment tool

Fully serviceable and rebuildable

Fits '14-later Touring models (except FLHTKL and FLHTCUL).

54000193



A. SCREAMIN' EAGLE®/ÖHLINS® REMOTE RESERVOIR REAR SHOCKS



# 298 TOURING & TRIKE

## Suspension

### A. PREMIUM RIDE SINGLE CARTRIDGE FORK KIT <sup>1,2</sup>

The Cartridge Fork Kit complements the Premium Ride Hand-Adjustable Rear Shocks by providing a balanced suspension system capable of delivering superior ride characteristics. The front fork kit improves resistance to front brake dive, improves cornering and enhances bottoming control. The kit includes fork pipes, cartridges, fork bolts, main springs and oil seals. Available in Standard Ride Height and Low Ride Height versions.

**45500158** Standard-Height.  
Fits '14-'16 Touring models. Does not fit Trike models.

**45500157** Low-Profile.  
Fits '14-'16 Touring models. Does not fit Trike models. Stock on '15-'16 FLHTCUL and FLHTKL models. Must only be installed on vehicles equipped with lowered rear shocks.

### B. PROFILE® LOW TOURING FRONT SUSPENSION <sup>1,2</sup>

Original Equipment on the Electra Glide Ultra Low model, this front suspension kit reduces the front fork length by over .7", reducing seat height and delivering a closer to the pavement riding experience. This Profile® Low front suspension utilizes Dual Bending Valve technology to preserve original ride quality, and features springs that are wound to allow a compliant, yet controlled ride. When paired with the required Low-Profile Hand-Adjustable Rear Suspension, the overall ride height is reduced, providing a rider with a short inseam additional confidence when stopped or maneuvering a vehicle in a parking lot. The kit includes two fork springs, two damper tubes, jiffy stand mount, seals and hardware.

**45400218**  
Fits '17-Later Touring models equipped with lowered rear shocks (except FLHTKL and '18-later FLTRXSE models). Does not fit Trike models. FLHR, FLHRC, FLHTCU, FLHTK, FLHTKSE, FLHXST, FLTRU, FLTRK, FLTRKSE and FLTRXST models require installation of lowered rear shocks. Does not fit with 21" wheels.

### C. PREMIUM RIDE FRONT FORK KIT – TRIKE MODELS

This Front Fork Kit provides improved handling performance by keeping the tire in contact with the road surface and features the Showa® Dual Bending Valve technology. This technology increases the dampening control of the fork, equaling the finest in both comfort and control for Trike riders.

**45400219**  
Fits '14-'18 FLHTCUTG models. Original Equipment on '19-later models.

### D. PREMIUM RIDE DOUBLE CARTRIDGE FORK KIT <sup>1</sup>

The Double Cartridge Fork Kit complements the Premium Ride Hand-Adjustable Rear Shocks by providing a balanced suspension system capable of delivering superior ride characteristics. The front fork kit improves resistance to front brake dive, improves cornering and enhances bottoming control. The kit includes fork pipes, cartridges, fork bolts, main springs and oil seals.

**45500106** Standard-Height.  
Fits '09-'13 Touring models. Does not fit Trike models.

### E. PROFILE LOW TOURING FRONT LOWERING KIT<sup>1,2</sup>

Place the rider's feet firmly on the ground. This kit utilizes components designed to provide a 1.0" decrease in ride height.

**54564-09**  
Fits '09-'13 Touring models (except FLHR, FLHRC, FLHRSE, FLHXSE, FLTRSE and FLTRXSE models). Does not fit Trike models. Must only be installed on vehicles equipped with Profile® Low Touring Shocks P/N 54635-09 or Premium Ride Low Shocks P/N 54000091. Can be installed on FLHX and FLTRX models with Original Equipment rear shocks.



**\*WARNING:** Installation of any accessory suspension components may affect cornering clearance and jiffy stand operation. This could distract the rider, causing loss of control and death or serious injury.



**\*WARNING:** The Profile Low Front Suspension cannot be used independently and must be used with the appropriate lowered rear suspension kit. Installation of any accessory suspension components may affect cornering clearance and jiffy stand operation. This could distract the rider, causing loss of control and death or serious injury.



A. PREMIUM RIDE SINGLE CARTRIDGE FORK KIT



B. PROFILE LOW TOURING FRONT SUSPENSION



C. PREMIUM RIDE FRONT FORK KIT – TRIKE MODELS




D. PREMIUM RIDE DOUBLE CARTRIDGE FORK KIT



E. PROFILE LOW TOURING FRONT LOWERING KIT




F. PREMIUM RIDE HAND-ADJUSTABLE TOURING SHOCKS



G. PREMIUM RIDE HAND-ADJUSTABLE TOURING SHOCKS – LOW



I. PROFILE LOW TOURING AIR SHOCKS\*



H. PREMIUM RIDE HAND-ADJUSTABLE SHOCKS – TRIKE MODELS



J. ANALOG TOURING SUSPENSION AIR PUMP

# TOURING & TRIKE 299

## Suspension

### F. PREMIUM RIDE HAND-ADJUSTABLE TOURING SHOCKS\*

Experience the ultimate in superior ride quality with these Premium Touring Shocks. These shocks utilize a single tube, nitrogen charged emulsion design. The design offers enhanced compression and rebound damping compared to the Original Equipment-style air adjustable shocks. This provides a controlled yet plush ride with much less bottoming. Larger chambers (40mm diameter pistons and 14mm rods) allow these shocks to react more quickly to impacts. This keeps the tires tracking while minimizing harshness transmitted through the frame. A simple knob behind the left saddlebag allows the rider to conveniently modify the spring preload via a hydraulic adjuster. Available in Standard Ride Height and Low Ride Height versions.

**54000008** Standard-Height.  
Fits '09-'16 Touring models (except models equipped with lowered front ends).

**54000091** Low-Profile.  
Fits '09-'16 Touring models. Does not lower '09-'16 FLHX, FLTRX, and '09 FLTRSE models. Stock on FLHTCUL, FLHTKL, FLHXS, FLTRXS, '13 FLHRSE, '10-'12 FLHXSE, '15-'16 FLHXSE, and '12-'13 FLTRXSE models.

### G. PREMIUM RIDE HAND-ADJUSTABLE TOURING SHOCKS – LOW\*

Original Equipment on the Ultra Limited Low model, this low-profile rear suspension system is engineered to minimize ride height while maximizing comfort for the rider and passenger. Featuring a single tube, nitrogen charged emulsion design, these shocks deliver enhanced compression and rebound damping for a controlled and comfortable ride with much less bottoming. The shocks feature large chambers that allow the suspension to react quickly to impacts, keeping the tires tracking while minimizing harshness transmitted through the frame. A simple knob behind the left saddlebag permits adjustment of the spring preload to adapt for light or heavy load. Installation of this low profile rear suspension reduces seat height by .75" to deliver a confidence-inspiring shorter reach to the ground. Kit includes left and right rear shocks.

**54000159**  
Fits '17-later FLHR, FLHRC, FLHTCU, FLHTK, FLHTKSE, FLHXST, FLTRK, FLTRKSE, FLTRU and FLTRXST models.

### H. PREMIUM RIDE HAND-ADJUSTABLE SHOCKS – TRIKE MODELS

Premium Ride Hand-Adjustable Trike Shocks provide superior handling and increased comfort when riding solo or with a passenger. The easy pre-load adjuster allows for tuning based on load.

**54000165**  
Fits '14-'18 FLHTCUTG models. Original Equipment on '19-later models.

### I. PROFILE® LOW TOURING AIR SHOCKS\*

Lower the seat height of your Touring model without compromising the ride. The Profile® Low Touring Shocks have been re-valved for a comfortable ride while lowering the seat height by up to .75". The kit maintains the air adjustability feature of the stock shocks.

**54635-09**  
Fits '09-'16 Touring models. Does not lower '09-'16 FLHX, FLHXS, FLTRX, FLTRXS, FLHTCUL, FLHTKL, FLHRSE, FLTRSE and FLTRXSE models. Does not fit Trike models.

**54631-02B**  
Fits '97-'08 Touring models (except '07-'08 FLHRSE). Does not lower FLHRS or FLHX models.

### J. ANALOG TOURING SUSPENSION AIR PUMP

Aluminum housing is compact, lightweight and durable, and fits easily into your bag for on-the-road adjustments. The high-quality 0-60 psi gauge ensures accurate air pressure.

**54630-03A**  
For use with Touring air suspension components.



**\*WARNING:** Installation of any accessory suspension components may affect cornering clearance and jiffy stand operation. This could distract the rider, causing loss of control and death or serious injury.



# 300 TOURING & TRIKE

## Front Forks

### A. LOWER FORK SLIDERS – CHROME

Competitively priced, these chrome-plated Lower Fork Sliders give your bike upfront style. To ensure proper fitment and function, these sliders are manufactured from Original Equipment components. A perfect addition during the installation of Premium Ride or Profile® Low Front suspension components, the kit features polished, triple chrome-plating and stamped Harley-Davidson logo.

**45500171**

Fits '14-later Touring models. Does not fit Trike models.

**45500200**

Fits '14-later Trike models.

**45500167**

Fits '00-'13 Touring models.

### B. LOWER FORK SLIDERS – GLOSS BLACK

These gloss black coated sliders are the ultimate extension of your bike's "dark side" and make a perfect custom addition to your blacked-out ride. Manufactured to Original Equipment specifications, the durable black coating is a great match to other H-D® black components. A perfect addition during the installation of Premium Ride or Profile Low front suspension components, this includes right and left sliders.

**45500172B**

Fits '14-later Touring models. Does not fit Trike models.

**46546-03**

Fits '00-'13 Touring models.



A. LOWER FORK SLIDERS – CHROME



B. LOWER FORK SLIDERS – GLOSS BLACK



C. FRONT END KIT – CHROME  
'14-LATER MODELS



D. FRONT END KIT – GLOSS BLACK  
'14-LATER MODELS



E. UPPER FORK SLIDER COVERS – CHROME



F. UPPER FORK SLIDER COVERS – GLOSS BLACK



G. EDGE CUT UPPER FORK SLIDER COVERS



G. EDGE CUT UPPER FORK SLIDER COVERS

# TOURING & TRIKE 301

## Front Forks

### C. FRONT END KIT – CHROME

The front forks on a Harley-Davidson® motorcycle set the tone for the bike, and can lead the way to a full-bore custom statement. So start customizing by adding chrome where it will have the most noticeable impact on the overall look of the bike: the front end. A perfect addition during the installation of Premium Ride or Profile® Low Front suspension components. This package includes components necessary to completely chrome the front forks and includes Chrome Fork Sliders, Chrome Upper Fork Slider Covers and Classic Chrome Front Axle Nut Covers (kit components vary depending on model).

**45800037**

Fits '14-later Touring models.

**45800035**

Fits '08-'13 Touring models (except models with ABS option).

**45800034**

Fits '08-'13 Touring models with ABS option.

**45800036**

Fits '00-'07 Touring models.

### D. FRONT END KIT – GLOSS BLACK

Lead the way to the dark side. This complete blacked-out Front End Kit includes all the major components required to convert the Original Equipment satin-finished front end to a dark custom style. A perfect addition during the installation of Premium Ride or Profile Low Front suspension components. This package includes Gloss Black Fork Sliders, Gloss Black Upper Fork Slider Covers, Gloss Black Front Axle Nut Covers and Gloss Black Outer Fairing Skirt.

**45800038B**

Fits '14-later Touring models (except Road King® and Road Glide® models)

**45800022**

Fits '08-'13 Electra Glide® and Street Glide® models.

### E. UPPER FORK SLIDER COVERS – CHROME

Brilliant chrome accents for the upper fork legs. Perfect for finishing off that chromed front end look. When used with H-D® Genuine Motor Accessory Chrome Lower Fork Sliders, you've got a front end that's completely chromed and an appearance that's utterly impressive.

**45600022**

Fits '14-later Touring and Trike models.

**45963-97**

Fits '49-'84 FL, '86-'17 FLS, FLSS, FLST, FLSTC, FLSTF (except '07), FLSTFB, FLSTFBS and FLSTN and '80-'13 Touring and Trike models. Stock on FLSTNSE and FLSTSE models.

### F. UPPER FORK SLIDER COVERS – GLOSS BLACK

The classic Harley-Davidson® motorcycle color is black. It shows your attitude, your feelings and your desire to be different from the rest. These gloss black accessories are the ultimate extension of the Harley-Davidson philosophy. Manufactured from Original Equipment components, these parts provide superior fit and finish.

**45600023**

Fits '14-later Touring and Trike models.

**45591-02**

Fits '49-'84 FL, '86-'17 FLS, FLSS, FLST, FLSTC, FLSTF (except '07), FLSTFB, FLSTFBS, FLSTNSE and FLSTN, '10-'12 FLSTSE and '80-'13 Touring and Trike models.

### G. EDGE CUT UPPER FORK SLIDER COVERS

Add an edgy look to your front forks. These billet aluminum one-piece covers are finished in rich black and machined to expose the raw aluminum. The resulting contrasting surfaces complement both traditional and contemporary customizing styles, and look great with the Original Equipment satin-finished front end or with accessory chrome or black sliders. For a complete look, pair these covers with available edge cut wheels, controls, grips, mirrors and saddlebag latches.

**45600031**

Fits '14-later Touring and Trike models.



# 302 TOURING & TRIKE

## Suspension Trim & Brakes

### A. FRONT FORK AIR BAFFLE – CHROME

Deflect the cold night wind rushing between the fork tubes of your Touring model. This stylish chrome air baffle replaces the Original Equipment black baffle on '00-earlier models. Includes chrome mounting hardware.

#### 58520-79TC

Fits '80-'13 FLHR, FLHT, FLHX and FLT models.  
Does not fit Trike models.



A. FRONT FORK AIR BAFFLE – CHROME

### B. BRAKE CALIPER KIT – RED

Dress your bike in the latest high-performance look. Brilliant red calipers make a powerful visual statement, and set your bike apart from the ordinary. Manufactured from Original Equipment components for proven performance, these calipers will add a stylish touch to the stock bike, or add the perfect finish to a complete custom equipped with chrome or blacked-out wheels, rotors and fork sliders.

#### 41300116

Front – Dual Disc.  
Fits '06-'17 VRSC™, '08-later Touring and '09-'13 and '19-later Trike models. Brake pads sold separately.



B. FRONT BRAKE CALIPER KIT – RED  
(41300116 SHOWN)

### C. BRAKE CALIPER KIT – CHROME

Add the shine of chrome to your bike with these highly polished Chrome Brake Caliper Kits. Manufactured from Original Equipment components for proven performance, these calipers are a great addition to the stock bike, or add the finishing touch to a complete custom equipped with chrome wheels, rotors and fork sliders.

#### 42012-06A

Front – Dual Disc.  
Fits '06-'17 VRSC™, '08-later Touring and '09-'13 and '19-later Trike models. Brake pads sold separately.



C. FRONT BRAKE CALIPER KIT – CHROME  
(42012-06A SHOWN)

#### 41300181

Front – Dual Disc.  
Fits '14-later Trike models. Brake pads sold separately.

### D. CALIPER SCREEN INSERT – CHROME

These chrome-plated Caliper Inserts replace the Original Equipment satin-finish screens featured on Brembo® brake calipers. Easy pop-in installation. Sold individually.

#### 42054-05

Front.  
Fits '06-'17 VRSC™, '08-later Touring and '09-'13 and '19-later Trike models.



D. CALIPER SCREEN INSERT – CHROME

### E. CALIPER SCREEN INSERT – GLOSS BLACK

Complete the blacked-out transformation. Gloss black inserts replace the satin-finish screens featured on Harley-Davidson® Original Equipment Brembo® brakes, and add a rich complement to the wrinkle black caliper finish. Easy pop-in installation. Sold individually.

#### 41300154

Front.  
Fits '06-'17 VRSC™, '08-later Touring and '09-'13 and '19-later Trike models.



E. CALIPER SCREEN INSERT – GLOSS BLACK

### F. FRONT WHEEL SPACERS – CHROME

There's always more room for chrome with these highly polished chrome wheel spacers. They are manufactured to the Original Equipment tolerances, so you get exact product fitment and quality.

#### 41371-08

Domed.  
Fits '08-later Touring models with ABS brakes.



F. FRONT WHEEL SPACERS – CHROME, DOMED

### G. FRONT WHEEL SPACERS – GLOSS BLACK

It is all in the details. Complete your total front end with these wheel spacers in gloss black. Manufactured to the Original Equipment tolerances, they deliver the exact fitment and custom shine.

#### 42400016

Domed.  
Fits '08-later Touring models with ABS brakes.



G. FRONT WHEEL SPACERS – GLOSS BLACK, DOMED



H. FORK AXLE RETAINER NUT KIT – CHROME



# TOURING & TRIKE 303

## Brake Trim

### H. FORK AXLE RETAINER NUT KIT – CHROME

It's the details that count. Complete the chrome transformation by adding this finishing touch to your chrome fork sliders. This Axle Retainer Nut Kit includes the stylish chrome-plated nuts and chrome lockwashers necessary to replace the stock hardware.

#### 45813-03

Fits '91-'05 FXDWG, '86-'07 FLST, FLSTC, FLSTF and FLSTN, '91-'07 FXST and FXSTB and '84-'13 Touring and Trike models.

#### Also available:

### FORK SLIDER DRAIN SCREW KIT – CHROME

It's the details that count. Complete the chrome transformation by adding this finishing touch to your chrome fork sliders. This Fork Slider Drain Screw Kit includes two chrome-plated drain screws and the seals required to replace the stock hardware.

#### 45848-03

Fits '93-'05 FXDWG, '87-'17 Softail® (except Springer™, FXCW, FXCWC, FXSB, FXSBSE, FXSE and FXSTD) and '87-'13 Touring and Trike models.

### I. CUSTOM CALIPER BOLT COVER KIT

Cover your 12-point caliper bolts in chrome. These easy-to-install chrome covers are held firmly in place with a steel spring clip, and are styled to match the Chrome Rocker Box Bolt and Headbolt Covers.

#### 40955-05

Four Large and Two Small Covers.  
Fits '00-later front brake calipers (except Springer, '06-later VRSC™, '04-later XL, '15-later XG, '16-'17 FXDLS, '18-later Softail, '08-later Touring and Trike and models equipped with caliper covers). Also fits rear calipers on '06-'17 Softail models (except FXCW and FXSE).

#### 40959-05

Three Large and Two Small Covers.  
Fits '00-later rear brake calipers (except Springer, '06-later VRSC, '04-later XL, '15-later XG, '16-'17 FXDLS, '18-later Softail, '08-later Touring and Trike and models equipped with caliper covers). Also fits rear calipers on '06-'17 Softail models (except FXCW, FXSE).



I. CUSTOM CALIPER BOLT COVER KIT – (40955-05 SHOWN)



### J. 1. BRAKE BLEEDER SCREW COVER

This cover adds chrome to the unfinished bleeder valve on all stock H-D® calipers. Package of two.

#### 43834-98

Fits '84-later stock calipers (except XG and XR models).

### 2. BANJO BOLT COVER

Die-cast chrome cover provides a custom look to your stock banjo bolts. Fits banjo bolts on front and rear brake master cylinders and front and rear calipers. Installs in seconds.

#### 32715-98

Fits '84-later models with stock master cylinders and calipers. (Does not fit VRSC Rear Master Cylinder, '06-'17 VRSC calipers, '15-later XG, '04-later XL, or '08-later Dyna®, Softail, Touring and Trike models).



J. BLEEDER SCREW AND BANJO BOLT COVERS



K. CALIPER HARDWARE KIT – CHROME

### K. CALIPER HARDWARE KIT – CHROME

Chrome-plated hardware is a great finishing touch to Chrome Brake Calipers. This kit replaces the Original Equipment black 12-point bolts on a single caliper.

#### 44473-02A

Fits '00-'07 models (except Springer front caliper, '06-'07 VRSC, '04-'07 XL, and '06-'07 FX Softail rear calipers).

### L. BRAKE CALIPER INSERTS

Easy-to-install inserts add a finishing touch to the front and rear brake calipers. Select a style that follows your custom direction. Self-adhesive backing.

Fits '00-later front and rear brake calipers on all models (except Springer front, '06-later VRSC, '15-later XG, '04-later XL, '18-later Softail rear caliper, and '08-later Touring and Trike).

#### 1. 44477-99

Classic Chrome.

#### 2. 44476-99

Harley-Davidson Script.



L. BRAKE CALIPER INSERTS



M. BRAKE CALIPER TRIM DISCS

### M. BRAKE CALIPER TRIM DISCS

Available in 1.375" and 1.75" diameters to accommodate front and rear calipers on most '99-earlier models, and front calipers on '00-later Springer models. Easy to install.

#### 1. 44095-96

H-D Motor Co. – 1.375" Diameter.

#### 1. 44093-96

H-D Motor Co. – 1.75" Diameter.

#### 2. 99661-92T

Gold Live to Ride – 1.375" Diameter.

#### 2. 99663-92T

Gold Live to Ride – 1.75" Diameter.



# 304 TOURING & TRIKE

Front Axle Nut Covers

## FRONT AXLE NUT COVERS

Cover the front axle in style. Available in your choice of styles, these custom Axle Nut Covers look great with Original Equipment satin-finish fork sliders or add the finishing touch to a complete chrome or blacked-out front end. Easy to install kits include all necessary mounting hardware. Sold in pairs.

Fits '02-'11 VRSC™ (except VRSCF and VRSCR), '15-'20 XG, '08-later XL, '08-'17 Dyna®, '07-later Softail® (except Springer™, FLSTNSE, FXCW, FXCWC, FXSB, FXSBSE, FXSE, FXST-Aus, and FXSTD) and '08-later Touring and Trike models. '18-later FLDE, FLFB, FLFBS, FLHC, FLHCS, FLSB, FLSTL, FXBB, FXBBS, FXBR, FXBRS and FXLR models require separate purchase of Front Axle Adapter Kit P/N 43000090. '19-'20 FXDRS, '18-later FXFB and FXFBS and '20-later FXLRS and FXLRST models. require separate purchase of Front Axle Adapter Kit P/N 43000159.

### A. DOMINION™ COLLECTION FRONT AXLE NUT COVERS

Express your bold, renegade attitude. The machined aluminum Dominion™ Collection Front Axle Nut Covers add style to the front of the bike and are the perfect complement to other Dominion Collection accessories.

**43000124** Gloss Black.

**43000123** Bronze.

### B. MACHINE CUT FRONT AXLE NUT COVERS

Add some edgy custom detail to the front end and express big attitude with contrasting style.

**43000212** Black Machine Cut.

**\$59.95**

### C. CHROME FRONT AXLE NUT COVERS

**44117-07A** Die-cast.

**44116-07A** Billet.

### D. GLOSS BLACK FRONT AXLE NUT COVERS

**43000026** Die-cast.

**43428-09** Billet.

### E. ALUMINATOR® FRONT AXLE NUT COVERS

Chrome-plated billet aluminum axle covers feature a classic Bar & Shield logo insert. Includes all necessary mounting hardware for easy installation.

**44114-07**



A. DOMINION FRONT AXLE NUT COVERS – GLOSS BLACK



A. DOMINION FRONT AXLE NUT COVERS – BRONZE



B. MACHINE CUT FRONT AXLE NUT COVERS



C. CHROME FRONT AXLE NUT COVERS



D. GLOSS BLACK FRONT AXLE NUT COVERS



E. ALUMINATOR FRONT AXLE NUT COVERS



F. H-D MOTOR CO. LOGO FRONT AXLE NUT COVERS – GLOSS BLACK



G. H-D MOTOR CO. LOGO FRONT AXLE NUT COVERS – CHROME



H. WILLIE G SKULL FRONT AXLE NUT COVERS – GLOSS BLACK



H. WILLIE G SKULL FRONT AXLE NUT COVERS – CHROME



I. BRASS COLLECTION FRONT AXLE NUT COVERS



J. CHROME FRONT AXLE NUT COVERS



K. H-D MOTOR CO. LOGO FRONT AXLE NUT COVERS

# TOURING & TRIKE 305

Front Axle Nut Covers

## FRONT AXLE NUT COVERS

Fits '02-'11 VRSC™ (except VRSCF and VRSCR), '15-'20 XG, '08-later XL, '08-'17 Dyna®, '07-later Softail® (except Springer™, FLSTNSE, FXCW, FXCWC, FXSB, FXSBSE, FXSE, FXST-Aus, and FXSTD) and '08-later Touring and Trike models. '18-later FLDE, FLFB, FLFBS, FLHC, FLHCS, FLSB, FLSTL, FXBB, FXBBS, FXBR, FXBRS and FXLR models require separate purchase of Front Axle Adapter Kit P/N 43000090. '19-'20 FXDRS, '18-later FXFB and FXFBS and '20-later FXLRS and FXLRST models. require separate purchase of Front Axle Adapter Kit P/N 43000159.

### F. H-D MOTOR CO. LOGO FRONT AXLE NUT COVERS – GLOSS BLACK

Cover the front axle in style. Drenched in gloss black and trimmed with deep cut, silver-filled Harley-Davidson Motor Co. lettering, these Axle Nut Covers are an aggressive twist on a classic style. The covers look great with Original Equipment satin-finish fork sliders or are the perfect finishing touch to complete a blacked-out front or rear end. These easy-to-install kits include all necessary mounting hardware. Sold in pairs.

**43000177** Gloss Black.

### G. H-D MOTOR CO. LOGO FRONT AXLE NUT COVERS – CHROME

Die-cast, chrome-plated covers feature the Harley-Davidson Motor Co. logo in black. Includes Allen®-head set screw and wrench for easy installation.

**44148-07A**

### H. WILLIE G SKULL FRONT AXLE NUT COVERS

Penned at the hand of Willie G, the famous Skull Collection adds a little attitude to your ride. Completely drenched in black or chrome with black filled accents, the raised skull and surrounding Harley-Davidson Motorcycle script adds a subtle ominous touch to your ride. The Axle Nut Covers are easy to install and include all necessary mounting hardware. Sold in pairs.

**43000096** Black.

**43163-08A** Chrome.

### I. FRONT AXLE NUT COVERS – BRASS COLLECTION

Cover the front axle in style. Artistically manufactured from solid brass, these components feature a natural antique finish that will age and patina when exposed to the elements. Brass Collection Axle Nut Covers look great with Original Equipment satin-finish fork sliders or as the finishing touch to a blacked-out front end. Easy-to-install kits include all necessary mounting hardware. Sold in pairs.

**43000046**

Fits '02-'11 VRSC (except VRSCF and VRSCR), '15-'20 XG, '08-later XL (except '16-later XL1200X and XL1200XS), '08-'17 Dyna, '07-later Softail (except Springer, FLSTNSE, FLSB, FXCW, FXCWC, FXDRS, FXFB, FXFBS, FXLRS, FXSB, FXSBSE, FXSE, FXST-Aus, and FXSTD) and '08-later Touring and Trike models. '18-later FLDE, FLFB, FLFBS, FLHC, FLHCS, FLSTL, FXBB, FXBBS, FXBR, FXBRS, FXLR and FXST models require separate purchase of Front Axle Adapter Kit P/N 43000090. '19-'20 FXDRS, '18-later FLSB, FXFB and FXFBS and '20-later FXLRS and FXLRST models require separate purchase of Front Axle Adapter Kit P/N 43000159.

### J. CHROME FRONT AXLE NUT COVERS

Fits '04-'07 Dyna (except '07 FXDSE and '04-'05 FXDWG) and '00-'07 Touring models.

**43062-04** Chrome – Die-cast.

**43061-04** Chrome – Billet.

Fits '88-'07 XL, '91-'03 FXD, FXDX, FXDXT, FXDL, FXDS-CONV, '93-'05 FXDWG, '88-'07 FXR, '87-later FLXR, FXRS-SP and FXWG, '84-'06 Softail (except Springer and FXSTD) and '80-'99 Touring models.

**43899-86A** Chrome – Die-cast.

### K. H-D MOTOR CO. LOGO FRONT AXLE NUT COVERS

**43063-04**

Fits '04-'07 Dyna (except '07 FXDSE and '04-'05 FXDWG) and '00-'07 Touring models.

**43864-96**

Fits '88-'07 XL, '91-'03 FXD, FXDX, FXDXT, FXDL, FXDS-CONV, '93-'05 FXDWG, '88-'07 FXR, '87-later FLXR, FXRS-SP and FXWG, '84-'06 Softail (except Springer and FXSTD) and '80-'99 Touring models.



# 306 TOURING & TRIKE

Chassis Trim

## A. OIL COOLER COVER

Dress the Touring oil cooler in style. This Oil Cooler Cover is designed to hug the contours of the cooler body and does not interfere with the engine guard or voltage regulator. The forward-facing mesh screen adds a custom touch, and protects the oil cooler fins from road debris without disturbing the airflow across the surface. Available in your choice of chrome or gloss black finish, the easy-to-install cover kit includes all required mounting hardware.

Fits '17-later FLHR, FLHRC, FLHT, FLHX, FLHXS, FLHXST, FLTRX, FLTRXS and FLTRXST models. Does not fit models equipped with fairing lowers. Does not fit with Fan-Assisted Oil Cooler P/N 62700204 or Bolt-On Oil Cooler Fan P/N 26800195.

**25700633** Chrome.

**25700634** Gloss Black.



A. OIL COOLER COVER – CHROME



A. OIL COOLER COVER – GLOSS BLACK

## B. OIL COOLER COVER KIT – CHROME

Dress the Touring Oil Cooler in style. This Chrome Oil Cooler Cover is designed to hug the contours of the cooler body while allowing complete airflow across the surface. Includes required mounting hardware.

**63121-11A**

Fits '11-'16 Touring and Trike models (except models equipped with Twin-Cooled™ engines).

## C. WATER PUMP COVER – CHROME

Dress the Twin-Cooled™ Touring model's Water Pump Cover in style. This Chrome Water Pump is designed to hug the contours of the water pump, and conceals many of the coolant lines and fittings for a custom look. A direct replacement for the Original Equipment black plastic cover, this kit can be installed in minutes.

**61400225**

Fits '14-'16 FLHTCU, FLHTCUL, FLHTK, FLHTKL, FLHTKSE, FLTRU, FLTRUSE and FLHTCUTG models equipped with Twin-Cooled engines.



B. OIL COOLER COVER KIT – CHROME  
'11-'16 TOURING



C. WATER PUMP COVER – CHROME



D. CUSTOM REAR FENDER SYSTEM – WITH CUSTOM VIVID BLACK PAINT – '14-LATER DOMESTIC MODELS



D. CUSTOM REAR FENDER SYSTEM – '14-LATER DOMESTIC MODELS



D. CUSTOM REAR FENDER SYSTEM – '14-LATER INTERNATIONAL MODELS



D. CUSTOM REAR FENDER SYSTEM – '09-'13 DOMESTIC MODELS

# TOURING & TRIKE 307

Custom Bagger – Bodywork

## D. CUSTOM REAR FENDER SYSTEM – PRIMED

This custom rear fascia and fender kit keeps the back of your bike clean, classy and simple. Originally featured on CVO™ Touring models, this kit smoothly blends the shape of the rear fender into the saddlebags and hides the saddlebag mounting structure.

Fits '14-later Touring models (except FLHRC and CVO™ models). Does not fit models equipped with Saddlebag Guard Rails P/N 9020056, 90201902 or 90201903. Requires Separate purchase of Rear Tail Light P/N 67801090 (U.S. Domestic) or 67801091 (HDI). Does not fit Canada models.

**59500246A**

Domestic and HDI (except Canada).

Fits '14-later Canadian Touring models (except FLHT, FLHRC and CVO™ models). Does not fit models equipped with Saddlebag Guard Rails P/N 90200561, 90201902 or 90201903.

**59500245A**

Canada.

Fits '09-'13 Touring models (except FLHRC). FLHTC and FLHTCU models require separate purchase of Saddlebag Support Kit P/N 90881-09.

**59500105BEO**

Domestic.



## 308 TOURING & TRIKE

### Headlamp & Fender Trim

#### A. STREET GLIDE® FRONT BULLET TURN SIGNAL MOUNT KIT – GLOSS BLACK

Complement the lean, stripped-down look of your Street Glide® model. Manufactured from Original Equipment components, these rich gloss black Turn Signal Mounts replace the factory-installed chrome mounts to complete the blacked-out look. The brackets serve as stylized mounting points for the Original Equipment or accessory LED bullet turn signals, and conceal the wiring for a clean, custom appearance. Kit includes left and right mounting bracket.

**67800706**

Fits '14-later FLHX, FLHXS and FLHXSE models.



A. STREET GLIDE FRONT BULLET TURN SIGNAL MOUNT KIT – GLOSS BLACK



B. ROAD GLIDE FRONT BULLET TURN SIGNAL MOUNTS – GLOSS BLACK



C. FRONT FENDER TRIM KIT – CHROME

#### C. FRONT FENDER TRIM KIT – CHROME

Replace the Original Equipment stainless steel fender trim with a splash of chrome. Kit includes left and right side trim strip.

**59209-91T**

Fits '86-'17 FLSTC and FLSTN and '82-'13 Touring models (except Road Glide® and Road King® Custom). Does not fit models equipped with clean front fender.

#### D. AIR WING FRONT FENDER RAIL\*

Shaped by the wind, this aerodynamic front fender rail features an inverted-wing tip and support rails that complement the sweeping lines of the fender. As a stylish replacement for the traditional rubber bumper and rails, the completed installation mirrors the design of the Original Equipment fender tip and spears. The hidden hardware adds to the clean, custom appearance. The mirror chrome surface and embossed Harley-Davidson lettering finishes the look.

**59600022**

Fits '14-later FLHTCU, FLHTCUL, FLHTK and FLHTKL models.



D. AIR WING FRONT FENDER RAIL

#### E. V-LOGO FRONT FENDER RAIL\*

A stylish re-creation of a popular Hydra Glide accessory, this twin tube design sweeps smartly back along the front fender. Matching Touring V-Logo Rear Fender Rail P/N 91100-94 integrates the styling from front to rear. Includes mounting hardware and installation instructions.

**91099-94A**

Fits '80-'13 FLHR, FLHRC, FLHT, FLHTC, FLHTCU, FLHTK and FLT, '80-'93 FLHS and '09-'13 FLHTCUTG models.



E. V-LOGO FRONT FENDER RAIL

#### F. V-LOGO REAR FENDER RAIL\*

Designed with a similar styling theme to match our Touring V-Logo Front Fender Rail P/N 91099-94A. Replaces the stock rear fender rail and rubber bumper on Touring models. Chrome-plated twin tubes are crowned with a hand-polished and chrome-plated cast V-Logo reminiscent of the Harley-Davidson® 1953 Golden Anniversary medallion. Includes hardware and installation instructions.

**91100-09**

Fits '09-later FLHR, FLHRC, FLHRXS, FLHT, FLHTC, FLHTCU, FLHTCUL, FLHTK, FLHTKL, FLTR, FLTRK and FLTRU models. Does not fit with mud flaps.



F. V-LOGO REAR FENDER RAIL



G. FL TOURING CLEAN FRONT FENDER



I. VOLTAGE REGULATOR COVER – CHROME ('09-'13 MODELS SHOWN)



K. OUTER FAIRING SKIRT – GLOSS BLACK



H. FRONT FENDER ADAPTER KIT – '14-LATER MODELS



J. TIE-DOWN BRACKETS – CHROME



K. OUTER FAIRING SKIRT – '00-'13 MODELS



L. ROAD GLIDE FAIRING SUPPORT KIT – GLOSS BLACK



## TOURING & TRIKE 309

### Headlamp & Fender Trim

#### G. FL TOURING CLEAN FRONT FENDER

With no holes, this fender provides the starting point for customization. Offered in primed finish and ready to bolt onto existing brackets.

**59045-00B**

Fits '94-'13 FLHR and '89-'13 FLHT and FLT models.

#### H. FRONT FENDER ADAPTER KIT

Add a true custom style to your Touring model. This polished and chrome-plated Adapter Kit will allow you to install the smooth curving Fat Boy® or Street Stalker™ front fender on your Touring bike. Manufactured from 6061-T6 billet aluminum, this kit includes all necessary mounting hardware. See your Dealer for primed or color-matched fender options.

**58900085A**

Fits '14-later Touring models (except models equipped with fairing lowers). Does not fit Trike models.

#### I. VOLTAGE REGULATOR COVER – CHROME

This chrome-plated steel cover features an open-faced design to allow airflow through the voltage regulator. Chrome-plated mounting hardware included.

**74538-09**

Fits '09-'13 Touring (except models with oil coolers). Will not fit models equipped with a sidecar.

**74543-00**

Fits '97-'08 Electra Glide®, Road Glide® and Road King® (except models with oil coolers). Will not fit '07-later models equipped with a sidecar.

#### J. TIE-DOWN BRACKETS – CHROME

Simplify the process of securing your bike to a trailer or bike lift. These stylish chrome Tie-Down Brackets mount cleanly to the front fork cover and offer a secure method to connect tie-down straps. Moving the tie-down point from the handlebar to the triple-tree area reduces wear on the handlebar bushings and ensures a consistent easy-to-access mounting point. Just add Harley-Davidson® Ratchet Straps and Soft Hooks and you're ready to go.

**93500011**

Fits '14-later Touring models (except Road Glide® and Road King®). Does not fit Trike models.

**93500006**

Fits '02-'17 FLS, FLSS, FLSTC, FLSTF, FLSTFB and FLSTFBS, '95-later FLHR, FLHRC and FLHRXS, '95-'13 FLHT, FLHTC and FLHX, '10-'13 FLHTCU and FLHTK, '10-'12 FLHXSE and '09-'12 FLHTCUSE. FLS, FLSS, FLSTF, FLSTFB and FLSTFBS models without a windshield require separate purchase of Hardware Kit P/N 91800030.

#### K. OUTER FAIRING SKIRT – GLOSS BLACK

Add a sinister touch to your batwing fairing. This classic gloss black skirt replaces the Original Equipment chrome or color-matched trim below the headlamp. The black skirt visually slims the fairing, and is the ideal finishing element on a blacked-out bike. Manufactured from Original Equipment components for superior fit and finish.

**57100227**

Fits '14-later Electra Glide®, Street Glide® and Ultra Limited models.

**46559-03**

Fits '00-'13 FLHT, FLHTC, FLHTCU, FLHTK and FLHX models. Does not fit Trike models.

#### L. ROAD GLIDE® FAIRING SUPPORT KIT – GLOSS BLACK

Take your Road Glide in a different direction. Easy-to-install Fairing Mount replaces the Original Equipment chrome edition, and forms a seamless gloss black transition between a black engine guard and a dark color fairing. Kit includes gloss black left and right fairing support and matching engine guard clamps.

**47200278**

Fits '15-later Road Glide models.



**\*WARNING:** Fender rails are decorative items only. Do not strap anything to the rails. Adding any additional weight to the front fender could adversely affect vehicle handling, causing loss of control and death or serious injury.



# 310 TOURING & TRIKE

Fender Trim

## A. FRONT FENDER TRIM

Add a sweeping dash of chrome to the front fender. Chrome-plated tapered spear features a stepped design that accentuates the flowing fender lines. Self-adhesive backing simplifies installation.

**14100618**

Fits '12-'16 FLD, '86-'17 FL Softail® (except FLSTSB), '18-later Softail FLDE, FLHC and FLHCS, '84-later Touring and Trike models.



A. FRONT FENDER TRIM KIT

## B. BAR & SHIELD LOGO FRONT FENDER SPEAR

This chrome-plated trim spear adds a sweeping dash of chrome to the front fender. Featuring a raised Bar & Shield logo set against a textured black field, this self-adhesive medallion is easy to install.

**91195-04** Large.

Fits '12-'16 FLD, '86-'17 FL Softail (except FLSTSB), '18-later Softail FLDE, FLHC and FLHCS, '84-later Touring and Trike models.



B. BAR & SHIELD LOGO FRONT FENDER SPEAR

## C. BAR & SHIELD FENDER TIP LENS KIT

Chrome-plated polycarbonate construction features translucent Bar & Shield emblems. The kit includes front and rear lenses. Front lens features an amber Bar & Shield, rear lens features a red Bar & Shield. Quick and easy installation.

**59081-96** Front and Rear.

Fits '86-'17 FLSTC, '93-'96 FLSTN and '80-'08 FLHR, FLHS, FLHT and FLT models. (Does not fit Springer™, FLHRS or FLTR models.)



C. BAR & SHIELD FENDER TIP LENS

## D. FENDER TIP LENS KIT WITH SKULL LOGO

This chrome-plated Fender Tip Lens Kit adds a little attitude to your ride. The kit features front and rear lenses with a translucent illuminated skull silhouette. The easy-to-install kit includes an amber front lens and red rear lens.

**59651-01**

Fits '86-later FLSTC, '93-'96 FLSTN and '80-'08 Electra Glide®, Tour Glide™ and Road King® models (except FLHRC and FLHRS).



D. FENDER TIP LENS WITH SKULL LOGO

## E. H-D® CLASSIC FENDER TIP

Stock on Road King Classic models, these nostalgic-look fender tips are also available for other models. Replaces fender lamp assembly.

**59002-98** Front.

Fits '80-'13 FL, '86-'08 FLSTC, '94-'13 FLHR and '09-'13 FLHTCUTG models.

**59052-98** Rear.

Fits '80-'08 FL and FLHR models and '86-'99 FLSTC models. (Does not fit FLSTF and FLTR models.)



E. H-D CLASSIC FENDER TIP



E. H-D CLASSIC FENDER TIP



F. FRONT FENDER SKIRT – CHROME



F. FRONT FENDER SKIRT – GLOSS BLACK



G. FENDER SKIRT MEDALLIONS (BAR & SHIELD SHOWN)



G. FENDER SKIRT MEDALLIONS



H. CONCHO FENDER SKIRT



I. WILLIE G SKULL FENDER SKIRT



J. BAR & SHIELD FENDER SKIRT



K. ROAD KING CLASSIC FENDER SKIRT

# TOURING & TRIKE 311

Fender Trim

## F. FRONT FENDER SKIRT

Designed as an easy-to-install replacement for the Original Equipment fender trim, this formed steel fender skirt features four raised accent ribs that wrap around the rear to add depth and texture. Available in your choice of mirror-finished chrome or gloss black finishes, the skirt is the perfect complement to any styling direction. And for a distinctive look, the flat side panels are the perfect spot to place your choice of self-adhesive medallions (sold separately). Kit includes mounting hardware.

Fits '14-later Touring and Tri Glide® models with Original Equipment fender skirts.

**61400312** Chrome.

**61400311** Gloss Black.

## G. FENDER SKIRT MEDALLIONS

Personalize your fender skirts or almost any flat surface. These heavy-weight cast three-dimensional medallions add a distinctive look to your ride, and complement other available Harley® accessory collections. Self-adhesive backing holds the medallion firmly in place. Medallions are approximately 1.5" diameter. Sold in pairs.

**14100747** Bar & Shield.

**14100748** Classic H-D.

**14100749** Willie G Skull.

## H. CONCHO FENDER SKIRT

This decorative fender skirt features conchos inspired by the Heritage Softail® Classic motorcycle.

**59147-96**

Fits '06 FLST, '86-'08 FLSTC, '93-'96 FLSTN, '80-'13 Touring and '09-'13 Trike models equipped with Original Equipment fender skirt.

## I. WILLIE G SKULL FENDER SKIRT

This decorative chrome-plated fender skirt is a direct replacement for stock fender skirt. Features a three-dimensional sculptured concho with skull design set off with black accents. Mounting hardware included.

**59582-02A**

Fits '06 FLST, '86-'08 FLSTC, '93-'96 FLSTN, '80-'13 Touring and '09-'13 Trike models equipped with Original Equipment fender skirt.

## J. BAR & SHIELD FENDER SKIRT

This rigid-steel fender skirt, designed to replace the original factory-equipped aluminum trim, is formed, polished and chrome-plated. Its ribbed pattern offers a unique styling element and adds rigidity. Subtle but distinctive brushed aluminum Bar & Shield logos are framed by a stamped-in ribbed outline on both sides.

**59228-91**

Fits '06 FLST, '86-'08 FLSTC, '93-'96 FLSTN, '80-'13 Touring and '09-'13 Trike models equipped with Original Equipment fender skirt.

## K. ROAD KING® CLASSIC FENDER SKIRT

The latest in the family of Road King-inspired accessories, this chrome-plated steel fender skirt features four raised accent ribs and a die-cast Road King® Classic medallion in chrome with black accents. Mounting hardware included.

**59005-98**

Fits '80-'13 Touring and '09-'13 Trike models equipped with Original Equipment fender skirt.



**\*WARNING:** Fender rails are decorative items only. Do not strap anything to the rails. Adding any additional weight to the front fender could adversely affect vehicle handling, causing loss of control and death or serious injury.



# 312 TOURING & TRIKE

Fairing Trim

## A. GAUGE TRIM KIT – CHROME

A touch of chrome makes all the difference. These classic gauge bezels take just a few minutes to install, and add the beauty of chrome to your dash. Trim rings are formed to the gauge shapes and feature peel-and-stick adhesive backing for permanent installation. No back plate is required for installation. The 4-piece kit includes two large and two small gauge bezels.

**61400451**  
Fits '14-later Electra Glide®, Street Glide™ model, Ultra Limited and Tri Glide® models. Fits with '18-later CVO™ model backplate. Does not fit with Gauge Trim P/N 61400328.

## B. RADIO TRIM BEZEL

This chrome faceplate trim accents the center section of the inner fairing and highlights the radio. Trim is formed to the radio surround and features peel-and-stick adhesive backing for simple, permanent installation.

**61400201**  
Fits '14-later Electra Glide, Street Glide, Ultra Limited and Tri Glide® models.

## C. INNER FAIRING TRIM KIT

Add a touch of luxury and style to your dash. This complete kit dresses the inner fairing by surrounding the radio faceplate and gauges with chrome. Package includes Bar & Shield Radio Faceplate, two 4.0" Speedo/Tach Gauge Bezels, four 2.0" Gauge Bezels, Radio and Gauge Faceplate Trim and two Front Speaker Trim Rings.

**96396-09**  
Fits '06-'13 Electra Glide, Street Glide and Trike models equipped with the Advanced Audio System Radio.

## D. CHROME INSTRUMENT BEZELS

A touch of chrome makes all the difference. These bezel covers take just seconds to install and add the beauty of chrome to your dash. Available to fit all the fairing-mount gauges, these easy-to-install, chrome-plated formed rings feature peel-and-stick adhesive backing for permanent installation.

### 1. 4" Chrome Gauge Bezel

**74541-00**  
Fits Speedometer and Tachometer Gauges on '00-later XL, '00-'13 Dyna® (except FLD and FXDWG), '13-'17 FXSB, FXSBSE, and FXST-Aus, and '00-'13 Electra Glide, Street Glide, Road Glide® and Trike Models. Sold individually.

### 2. 2" Chrome Gauge Bezel

**74550-92T**  
Fits Voltmeter, Oil Pressure, Air Temp and Fuel Gauge on '86-'13 Electra Glide, Street Glide, Road Glide and Trike models. Sold in pairs.

### 3. Chrome Indicator Lamp Bezel Cover

**74562-98**  
Fits '96-'13 Electra Glide, Street Glide and Trike models.

### 4. Radio and Gauge Faceplate Trim

**74612-06**  
Fits '96-'13 Electra Glide, Street Glide and Trike models.

## E. RADIO FACEPLATE TRIM

This brushed aluminum radio faceplate features self-adhesive installation on any model equipped with the Advanced Audio System Radio.

**77143-07** Bar & Shield.  
Fits '06-'13 Touring models equipped with Advanced Audio System Radio.



A. GAUGE TRIM KIT – CHROME



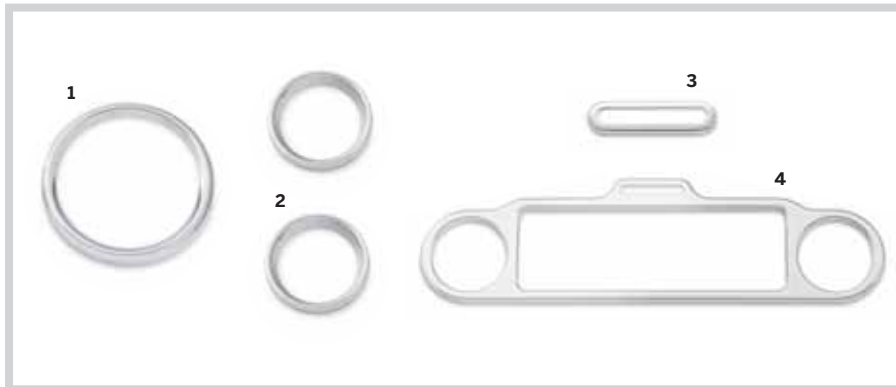
B. RADIO TRIM BEZEL



F. INNER FAIRING TRIM KIT – ROAD GLIDE



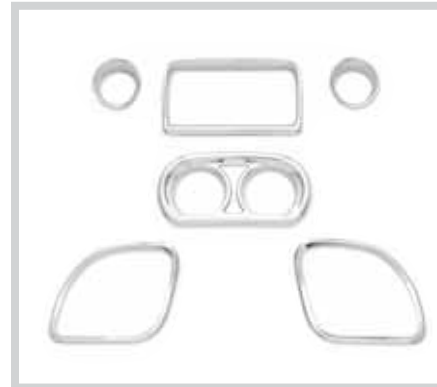
C. INNER FAIRING TRIM KIT



D. CHROME INSTRUMENT BEZELS



E. RADIO FACEPLATE TRIM



F. INNER FAIRING TRIM KIT – ROAD GLIDE



G. GAUGE TRIM KIT – ROAD GLIDE



H. RADIO TRIM BEZEL – ROAD GLIDE



I. SPEAKER TRIM – ROAD GLIDE

# TOURING & TRIKE 313

Fairing Trim

## F. INNER FAIRING TRIM KIT – ROAD GLIDE®

Add a touch of luxury and style to your dash. This complete kit dresses the inner fairing by surrounding the gauges, radio faceplate and front speakers with chrome. Self-adhesive bezels are easy to install, and add a brilliant finish to matte or gloss finish inner fairings. The 6-piece kit includes the Gauge Trim Kit, Radio Faceplate Trim and two Front Speaker Trim Rings.

**61400296** 6-Piece Kit.  
Fits '15-later Road Glide® models (except FLTRUSE). Does not fit models equipped with Boom!™ Audio Fairing Speakers.

## G. GAUGE TRIM KIT – ROAD GLIDE

A touch of chrome makes all the difference. The classic gauge bezels take just a few minutes to install, and add the beauty of chrome to your dash. Trim rings are formed to the gauge shapes and feature peel-and-stick adhesive backing for permanent installation. The 3-piece kit includes speedo/tach pod surround and 2 auxiliary gauge trim rings.

**61400299** 3-Piece Kit.  
Fits '15-later Road Glide models.

## H. RADIO TRIM BEZEL – ROAD GLIDE

This chrome faceplate trim accents the center section of the inner fairing and highlights the radio. Trim is formed to the radio surround and feature peel-and-stick adhesive backing for simple, permanent installation.

**61400298**  
Fits '15-later Road Glide models.

## I. SPEAKER TRIM – ROAD GLIDE

When it comes to style, this chrome-plated trim makes your speakers look as good as they sound. These bezels mount directly over the Original Equipment speaker grills, and add a subtle spot of chrome. Easy to install, the kit includes left and right speaker trim.

**61400297**  
Fits '15-later Road Glide® models (except FLTRUSE and FLTRXSE). Does not fit models equipped with Boom!™ Audio Fairing Speakers or Harley-Davidson® Audio Powered by Rockford Fosgate®.



# 314 TOURING & TRIKE

Fairing Trim

## A. INNER FAIRING TRIM – CARBON FIBER DESIGN

Transform the look of the inner fairing with this easy-to-install fairing trim accents. These self-adhesive components add a contrasting look to the expanse of satin black or color-matched surface in front of you. The 5-piece kit includes media storage door trim, left panel trim and 3-piece switch panel trim. The Gauge Trim surrounds the instrument cluster for added depth and dimension.

Fits '14-later Electra Glide®, Street Glide®, Ultra Limited and Tri Glide® models.

**61400328** Gauge Trim.


**61400334** 5-Piece Trim.



A. INNER FAIRING TRIM – CARBON FIBER DESIGN

Gauge Trim

5-Piece Trim



D. SPEAKER TRIM – FRONT '14-LATER MODELS



D. SPEAKER TRIM – REAR '14-LATER MODELS

## B. GAUGE BEZEL KIT – GLOSS BLACK

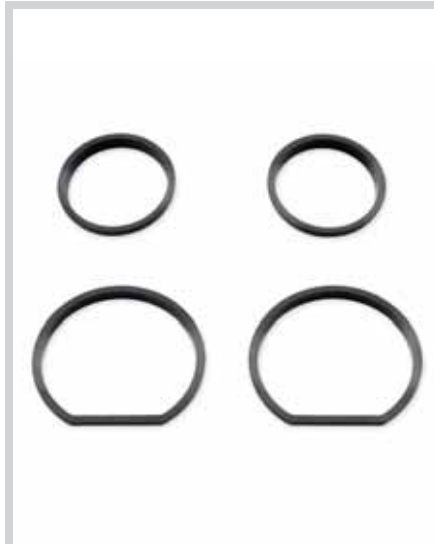
Complete the custom look of the inner fairing. These aluminum Gauge Bezels feature a rich gloss black surface, and are machined to cover the bright bezel that surrounds the Original Equipment gauges. The easy-to-install gauge bezel kit includes Speedometer and Tachometer bezels and auxiliary gauge bezels.

**61400399** 4-Bezel Kit.

Fits '14-later Electra Glide, Street Glide, Ultra Limited, Road Glide® and Tri Glide models.



B. GAUGE BEZEL KIT – GLOSS BLACK



## C. FORK LOCK AND IGNITION SWITCH – GLOSS BLACK

It's the details that count. When you've completed your sinister blacked-out inner fairing, console and handlebar installation, the one remaining component that still stands out is the chrome fork lock and ignition switch. These Gloss Black Ignition Switch Components replace the factory-installed chrome parts and blend into the black surroundings for a seamless look.

**71400126A**

Fits '14-later Electra Glide, Street Glide, Ultra Limited, Road Glide and Tri Glide models (except CVO™). Keyed to match lock requires vehicle Key Code.

Shown with:

**ROAD GLIDE® IGNITION SWITCH PANEL TRIM – GLOSS BLACK**

It's the details that count. When you've completed your sinister blacked-out Road Glide inner fairing, console and handlebar installation, the one remaining component that still stands out is the chrome switch panel. This gloss black panel replace the factory-installed chrome parts and blends into the black surroundings for a seamless look.

**25700870**

Fits '15-later Road Glide models.



C. IGNITION SWITCH & SWITCH PANEL TRIM – GLOSS BLACK



D. SPEAKER TRIM – FRONT '96-'13 MODELS



D. SPEAKER TRIM – REAR '98-'13 MODELS



E. BOOM! AUDIO STAGE I SPEAKER TRIM – FRONT, '14-LATER MODELS



E. BOOM! AUDIO STAGE I SPEAKER TRIM – REAR, '14-LATER MODELS

# TOURING & TRIKE 315

Fairing Trim

## D. SPEAKER TRIM – CHROME

When it comes to style, this chrome-plated trim makes your speakers look as good as they sound. These bezels mount directly over the Original Equipment speaker grills, and add a subtle spot of chrome. Easy to install, the kit includes left and right speaker trim and required mounting supplies.

**61400197** Front.

Fits '14-later Electra Glide®, Street Glide®, Ultra Limited and Tri Glide® models with Original Equipment speakers. Does not fit FLHTKSE models or models equipped with Boom!™ Audio High Performance Speakers or Harley-Davidson® Audio Powered by Rockford Fosgate®.

**61400194** Rear.

Fits '14-later FLHTCU, FLHTCUL, FLHTK, FLHTKL, FLTRU and FLHTCUTG models with Original Equipment Tour-Pak® speakers. Does not fit FLHTKSE, FLTRUSE or models equipped with Boom!™ Audio High Performance Speakers or Harley-Davidson® Audio Powered by Rockford Fosgate®.

**74604-99** Front.

Fits '96-'13 Electra Glide, Street Glide and Trike models with Original Equipment Speaker Grills. Does not fit '11-'13 FLHXSE, '12-'13 FLHTCUSE or models equipped with Boom! Audio High Performance Speakers.

**74584-99** Rear.

Fits '98-'13 FLHTCU, FLHTK and FLHTCUTG models. Does not fit '12-'13 FLHTCUSE or models equipped with Boom! Audio High Performance Speakers.

## E. BOOM!™ AUDIO STAGE I SPEAKER TRIM

Add a touch of chrome to your Boom! Audio Speakers. Chrome trim rings outline the speaker and accent the rich black speaker grill. Easy to install, the trim rings complement available chrome fairing trim. Sold in pairs.

**61400193** Front.

Fits '21 Electra Glide, Street Glide, Ultra Limited and Tri Glide models with Boom! Audio Stage I Fairing Mount Speakers.

**61400210** Rear.

Fits '21 Electra Glide®, Street Glide®, Ultra Limited™, Road Glide®, Ultra and Tri Glide models with Rear Speaker Pods and Boom!™ Audio Stage I Tour-Pak® Rear Speakers.



# 316 TOURING & TRIKE

Fairing Trim

## A. TAPERED FAIRING MOUNT MIRRORS

Reflect your personal style. These slim forged aluminum Fairing Mount Mirrors minimize the profile at the edges of the Batwing Fairing for a clean custom look. The single-stalk mount permits a wide range of adjustability and the convex mirror face maximizes the field of view. The mirrors are designed as a direct replacement for the Street Glide® model's Original Equipment mirrors, and can be installed on other Batwing fairing-equipped models in place of handlebar-mounted mirrors. Tapered Fairing Mirrors are available in your choice of polished chrome or gloss black Edge Cut finish to match your styling direction.

Fits '14-later Electra Glide®, Street Glide®, Ultra Limited and Tri Glide® models.

**56000098A** Chrome.

**56000099A** Edge Cut.



A. TAPERED FAIRING MOUNT MIRRORS – CHROME



## B. FAIRING MOUNT MIRRORS – BLACK

Fairing Mount Mirrors offer a truly innovative look from the traditional handlebar-mounted mirrors. Mounting just inside the inner fairing, the molded plastic mirror housings complement the contours of the batwing fairing. They provide a wide range of adjustability and feature convex mirror glass that maximizes your field of view. The Bar & Shield logo is carefully laser-etched on each mirror glass. Kit includes necessary hardware, instructions and mounting template for easy installation.

**56000076**

Fits '14-later Electra Glide, Ultra Limited and Tri Glide models. Original Equipment on Street Glide models (except FLHTCUTG).

**91945-98B**

Fits '96-'13 Electra Glide and Trike models. Original equipment on Street Glide models.



A. TAPERED FAIRING MOUNT MIRRORS – EDGE CUT



## C. FAIRING MOUNT MIRRORS – CHROME

Add a splash of chrome to the batwing inner fairing. These Fairing Mount Mirrors de-clutter the handlebar and add a contemporary aero style to your ride. The attractive chrome housing provides a custom look, and the convex mirror and wide range of adjustment maximizes your field of view. A direct bolt-on replacement for Original Equipment fairing mount mirrors, the kit includes the hardware and mounting template required for easy and accurate installation on many models.

**56000077**

Fits '14-later Electra Glide, Street Glide, Ultra Limited and Tri Glide models. Original Equipment on Street Glide models (except FLHTCUTG).

**56000029**

Fits '96-'13 Electra Glide, Street Glide and Trike models. Original Equipment on '12 FLHXSE models.



B. FAIRING MOUNT MIRRORS – BLACK



C. FAIRING MOUNT MIRRORS – CHROME

## D. ILLUMINATED FAIRING MOUNT MIRROR COVERS – CHROME

Add auxiliary LED turn signals and a splash of chrome to the inner fairing. The perfect finishing touch to a fully dressed inner fairing, these chrome-plated mirror housings feature fast-acting amber LED turn signals at the outer edge. Side turn signals attract attention from the drivers around you, and the plug-in, no-splice design simplifies installation.

**56000084**

Fits '14-later Touring and Trike models with fairing-mount mirrors. Does not fit with Split Vision Fairing Mount Mirrors P/N 92085-10 or Tapered Fairing Mount Mirrors P/N 56000098A or 56000099A.



D. ILLUMINATED FAIRING MOUNT MIRROR COVERS – CHROME



E. SWITCH PANEL ACCENT

# TOURING & TRIKE 317

Fairing Trim

## E. SWITCH PANEL ACCENT

Dress for success. This handsome trim element frames the ignition and flanking rocker switches in chrome. Simple to install with peel-and-stick adhesive, the kit also includes inserts to cover inactive switch openings. Complete the chrome look with optional Radio Trim P/N 74612-06 and Chrome Gauge Bezels.

**61400001**

Fits '96-'13 Electra Glide®, Street Glide® and Trike models.

## F. FORK LOCK COVER

This chrome-plated aluminum die-cast cover finishes the look of the Road King® fork lock. The protective cover adds a finishing touch to the handlebar cover and the smooth domed lid flips up to provide access to the fork lock. Includes chrome-plated flush-mount hardware.

**71790-05**

Fits '94-later Road King models.

## G. BULLSEYE CONSOLE NUT

Replace your plain stock chrome acorn nut with this special chrome-plated Console Nut that features a machined Bullseye design highlighted with black accent rings.

**94755-99**

Fits '93-'03 FXDWG, '90-'95 and '00-'17 Softail® (except FLSTSB, FXCW, FXCWC, FXS, FXSB, FXSBSE, FXSE, FXST-AUS, FXSTD and '09-'17 FLS, FLSS and FLSTC) and '94-'07 Road King models.

## H. GAUGE VISOR RING

A touch of chrome makes all the difference. These easy-to-install trim rings feature an integrated eyebrow visor to shield the gauge face from the sun's glare. Self-adhesive backing for secure mount.

**74661-04** 5" Gauge.

Fits '12-'17 FLD, '99-'08 FXDWG, '15-'17 FXDF, '99-'17 Softail (except FLSTFSE, FLSTNSE, FXCW, FXCWC, FXS, FXSB, FXSBSE, FXSE, FXST-AUS, FXSTD and models equipped with Chrome Console P/N 67575-04), '18-later FLST, FLDE, FLHC and FLHCS and '99-'07 Road King models.



F. FORK LOCK COVER – CLOSED



F. FORK LOCK COVER – OPEN



G. BULLSEYE CONSOLE NUT



H. GAUGE VISOR RING



# 318 TOURING & TRIKE

Console Trim

## A. GLOSS BLACK CONSOLE KIT

Lead the way to the dark side. This blacked-out Console Kit includes the major components required to change the chrome console to a dark custom look. Manufactured from Original Equipment components for superior fit and finish, the kit includes black console, gasket and hardware. Available for models with or without 7-pin DIN headset connector. Add your choice of Fuel Door (sold separately) to set your bike apart from the crowd.

Fits '08-later Electra Glide®, Street Glide®, Ultra Limited, Road Glide® and Tri Glide® models with center fill tank.

**70900463** Without CB Communications Port.

**70900501** With CB Communications Port.

## B. FUEL TANK CONSOLE DOOR – GLOSS BLACK

The gloss black fuel door is the perfect match for the Gloss Black Console Kit. The easy-to-install fuel door replaces the stock door, and reuses Original Equipment mounting hardware.

**70900465A**

Fits '08-later Electra Glide, Street Glide, Ultra Limited, Road Glide and Tri Glide models with center fill tank.

## C. PUSH-BUTTON FUEL TANK CONSOLE DOOR RELEASE

An added convenience you'll appreciate at fuel stops. This lockable replacement for your stock fuel tank console door lock allows the door to be opened without a key by depressing the center button of the lock. For basic security, it can be locked with any barrel key.

**53842-00C**

Fits '92-later Electra Glide, Street Glide, Ultra Limited, Tour Glide™, Road Glide and Tri Glide models with center fill tank.

## D. SMOOTH PUSH-BUTTON FUEL TANK CONSOLE DOOR RELEASE

Add stop-and-go speed at the gas pump. The smooth button replaces the lock for push-to-open convenience. No more digging in your pocket for the key. The large button is easy to operate while wearing gloves.

Fits '92-later Electra Glide, Street Glide, Ultra Limited, Tour Glide, Road Glide and Tri Glide models with center fill tank.

**53919-04B** Chrome.

**90300096A** Gloss Black.



A. GLOSS BLACK CONSOLE KIT (70900463 SHOWN) (SHOWN WITH BLACK FUEL DOOR)



A. GLOSS BLACK CONSOLE KIT (70900501 SHOWN) (SHOWN WITH BLACK FUEL DOOR)



B. FUEL TANK CONSOLE DOOR – GLOSS BLACK



C. PUSH-BUTTON FUEL TANK CONSOLE DOOR RELEASE



D. SMOOTH PUSH-BUTTON FUEL TANK CONSOLE DOOR RELEASE – GLOSS BLACK



D. SMOOTH PUSH-BUTTON FUEL TANK CONSOLE DOOR RELEASE – CHROME



E. NUMBER ONE SKULL FUEL TANK CONSOLE DOOR



G. WILLIE G SKULL FUEL TANK CONSOLE DOOR – BLACK



I. LIVE TO RIDE FUEL TANK CONSOLE DOOR – CHROME



F. RIDE FREE FUEL TANK CONSOLE DOOR



H. WILLIE G SKULL FUEL TANK CONSOLE DOOR – CHROME



I. LIVE TO RIDE FUEL TANK CONSOLE DOOR – GOLD

# TOURING & TRIKE 319

Console Trim

## E. NUMBER ONE SKULL FUEL TANK CONSOLE DOOR

The sinister Harley-Davidson #1 Skull logo dresses for a night on the town. This complete die-cast aluminum collection has been polished and chrome-plated to a brilliant shine, then finished with a contrasting black-filled Dark Custom Skull logo. These easy-to-install Fuel Doors replace the stock door, and reuse Original Equipment mounting hardware and lock.

**62378-10A**

Fits '08-later Electra Glide®, Street Glide®, Ultra Limited, Road Glide® and Tri Glide® models with center fill tank.

## F. RIDE FREE™ COLLECTION FUEL TANK CONSOLE DOOR

This collection celebrates our liberty to enjoy the freedom of the open road, and calls us all to explore, discover and unite with our love of motorcycling. Inspired by Willie G. Davidson's famous phrase, this collection continues in that tradition. Easy install in 30 minutes or less with no special tools needed. Reuses the Original Equipment mounting hardware and lock.

**70900843**

Fits '08-later Electra Glide, Street Glide, Ultra Limited, Road Glide and Tri Glide models with center fill tank.

## G. WILLIE G SKULL COLLECTION FUEL TANK CONSOLE DOOR – BLACK

Penned at the hand of Willie G, the famous Skull Collection makes a shift to the dark side. Completely drenched in matte black, the raised skull and surrounding Harley-Davidson Motorcycle script adds a subtle ominous touch to your ride. The matte finish easily coexists alongside gloss black or wrinkle black surfaces. These easy-to-install Fuel Doors replace the stock door, and reuse Original Equipment mounting hardware and lock.

**61300794**

Fits '08-later Electra Glide, Street Glide, Ultra Limited, Road Glide and Tri Glide models with center fill tank.

## H. WILLIE G SKULL FUEL TANK CONSOLE DOOR – CHROME

Add a little attitude to your ride. Styled to complement Harley-Davidson® Skull accessory items, the menacing raised skull with black-filled eyes leaps from a field of chrome. The surrounding Harley-Davidson Motorcycles script is the perfect finishing touch. These easy-to-install Fuel Doors replace the stock door, and reuse Original Equipment mounting hardware and lock.

**61308-09A**

Fits '08-later Electra Glide, Street Glide, Ultra Limited, Road Glide and Tri Glide models with center fill tank.

**61374-04**

Fits '92-'07 Electra Glide, Tour Glide™ and Road Glide models with center fill tank.

## I. LIVE TO RIDE FUEL TANK CONSOLE DOOR

Live to Ride, Ride to Live. It has become the motto of the Harley-Davidson nation, accompanying riders over millions of miles of travel. This collection is a tribute to that way of life. These easy-to-install Fuel Doors replace the stock door, and reuse Original Equipment mounting hardware and lock. Available in your choice of gold or chrome finish.

Fits '08-later Electra Glide, Street Glide, Ultra Limited, Road Glide and Tri Glide models with center fill tank.

**61335-09A** Gold.

**61300049A** Chrome.

Fits '92-'07 Electra Glide, Tour Glide and Road Glide models with center fill tank.

**61286-92T** Gold.



# 320 TOURING & TRIKE

Tour-Pak® Trim

## A. TOUR-PAK® HINGE AND LATCH KIT – GLOSS BLACK

Upgrade the appearance of your Tour-Pak® luggage. These Original Equipment-style hinges and latch are polished and finished in rich gloss black. The complete kit includes hinges, latch and all necessary hardware.

**53000343**

Fits '14-later Touring and Tri Glide® models equipped with Chopped or King Tour-Pak Luggage.

## B. PREMIUM TOUR-PAK LATCHES

Styled to complement the Premium Tour-Pak Hinges, these die-cast latches provide a bold look to your ride. Designed to eliminate the traditional catch and clamp design, these latches make access to the Tour-Pak luggage easier than ever. Simply press down on the top of the lid to secure the latching mechanism. The self-aligning design positions the lid perfectly for no-fuss closure. A simple push of the button releases the lock and pops the lid open for convenience. Latches feature hidden hardware for a clean appearance and the front latch wraps around the Original Equipment lock for a custom touch. Kit includes front and rear latch and all mounting hardware.

Fits '06-'13 Touring and Trike models equipped with King or Ultra Tour-Pak Luggage. Does not fit with Leather, Razor-Pak or Chopped Tour-Pak Luggage. Does not fit models equipped with Tour-Pak Lock Covers P/N 53000217 or 53000218.

**53000252** Chrome.

**53000253** Gloss Black.

## C. PREMIUM TOUR-PAK HINGES

Upgrade the appearance of your Tour-Pak luggage with billet-style premium hinges. Styled to complement the Original Equipment Tour-Pak latches, these hinges add a clean, bold look with no exposed hardware. Available in mirror chrome or gloss black finish, the complete kit includes two hinges and all necessary hardware. Drill is required to remove the factory installed hinge mounting rivets.

Fits '88-'13 Touring and Trike models equipped with Razor-Pak, Chopped or King Tour Pak luggage.

**79211-08A** Chrome.

**53000131** Gloss Black.

## D. TOUR-PAK® REAR LIGHT TRIM

Add a custom touch to the Original Equipment Tour-Pak® carrier's rear lighting. This mirror chrome trim covers the satin black surface and adds a brilliant finishing touch to the rear of the bike. Self-adhesive mounting simplifies installation.

**53000329**

Fits '14-later FLHT, FLHTCU, FLHTCUL, FLHTK, FLHTKL, FLTRK, FLTRU, FLHTCUTG and models equipped with accessory King Tour-Pak and LED wrap-around tail lamp. Does not fit with Accent Rail P/N 53000229.

## E. TOUR-PAK SIDE MARKER LIGHT TRIM

Add a custom touch to the Original Equipment Tour-Pak carrier's side lighting. Mirror chrome trim surrounds the side marker lights for a bit of flash and the self-adhesive backing simplifies installation. Kit includes left and right side trim.

**53000330**

Fits '14-later FLHTCU, FLHTCUL, FLHTK, FLHTKL, FLTRK, FLTRU and FLHTCUTG models with Original Equipment King Tour-Pak-mounted side lights. Also fits '14-later models equipped with accessory King Tour-Pak and Side Marker Light Kits P/N 54352-09 or 69494-06.



A. TOUR-PAK HINGE AND LATCH KIT – GLOSS BLACK



B. PREMIUM TOUR-PAK LATCHES – CHROME



B. PREMIUM TOUR-PAK LATCHES – GLOSS BLACK



C. PREMIUM TOUR-PAK HINGES – CHROME



C. PREMIUM TOUR-PAK HINGES – GLOSS BLACK



F. TOUR-PAK LATCHES – GLOSS BLACK



G. EZ TOUR-PAK LID CATCH



H. TOUR-PAK LOCK COVER – CHROME



H. TOUR-PAK LOCK COVER – GLOSS BLACK



D. TOUR-PAK REAR LIGHT TRIM



E. TOUR-PAK SIDE MARKER LIGHT TRIM



I. RETRACTABLE TOUR-PAK LID TETHER



J. RETRACTABLE TRUNK DOOR TETHER

# TOURING & TRIKE 321

Tour-Pak® Trim

## F. TOUR-PAK® LATCHES – GLOSS BLACK

Add a custom touch to your Tour-Pak® luggage. Styled to complement available gloss black Premium Tour-Pak Hinges, these Original Equipment-style latches are polished and finished in rich gloss black. The complete kit includes latches, hasps and all necessary hardware.

**53000130**

Fits '88-'13 Touring and Trike models equipped with Razor-Pak, Chopped or King Tour-Pak Luggage.

## G. EZ TOUR-PAK LID CATCH

Add the convenience of a self-aligning Tour-Pak lid to your Touring bike. Simply close the lid and latch it down. This easy-to-install kit eliminates the need to shift the position of the lid because the latches line up perfectly every time.

**53000195**

Fits '85-'13 Touring and Trike models equipped with King, Ultra or Razor-Pak Tour-Pak Luggage. Does not fit Chopped, Leather or Sport Tour-Pak luggage.

## H. TOUR-PAK LOCK COVER

This elegant die-cast cover with a Bar & Shield logo adds a custom touch to your Tour-Pak lock. Simply use your thumb to rotate the domed cover to expose the Original Equipment lock. A detent holds the cover in the open position and provides unhindered access for your key. Easy to install, the protective cover is held firmly in place by the Original Equipment lock and lock mounting hardware.

Fits '88-'13 Touring and Trike models equipped with King, Razor-Pak or Chopped Tour-Pak Luggage. Does not fit with Premium Tour-Pak Latches P/N 53000252 or 53000253.

**53000217** Chrome.

**53000218** Gloss Black.

## I. RETRACTABLE TOUR-PAK LID TETHER

Add the convenience of a Retractable Tether to your Tour-Pak luggage. When extended to its full length, the strong cord holds the lid open at least 10° past vertical for improved stability and easy packing. Then the device automatically coils the tether cord inside the housing to eliminate pinched cords when closing the lid. The attractive housing with Bar & Shield logo attaches to the existing mounting points and replaces the Original Equipment cord.

**54171-11**

Fits '97-'13 Touring and Trike models equipped with a King, Ultra, Chopped or Razor-Pak Tour-Pak luggage. Will not fit Leather or Sport Tour-Pak luggage.

## J. RETRACTABLE TRUNK DOOR TETHER

Add the convenience of a Retractable Tether to your Trike trunk door. The tethers easily mount to your trunk door and replace the stock support cords. When you open the trunk door, the tether smoothly deploys from the housing to support the door in the full open position. Then as you close the door, the device automatically coils the tether cord inside the housing to eliminate pinched cords. The attractive housing with Bar & Shield logo attaches to the existing mounting points. Sold in pairs.

**53000237**

Fits '11-later Tri Glide® models.



## 322 TOURING & TRIKE

Saddlebag Trim

### A. SADDLEBAG LATCH AND HINGE KIT – GLOSS BLACK

Gloss Black Saddlebag Hinge Covers and finger-operated Latches are an easy way to give your Touring bike a unique monochrome look. These latches add a dark custom touch to the motorcycles's profile, and complement almost any paint combination. Easy to install with Original Equipment hardware and reflectors.

**90200914** Latch Lever and Hinge Cover Kit.  
Fits '14-later Touring models (except FLHXSE and FLTRXSE) equipped with hard saddlebags.

**90201052** Latch Lever only.  
Fits '14-later Touring models (except FLHXSE and FLTRXSE) equipped with hard saddlebags.



A. SADDLEBAG LATCH AND HINGE KIT – GLOSS BLACK

### B. SADDLEBAG LATCH PLATE – VIVID BLACK

Saddlebag Latch Plates are an easy way to give your Touring bike a unique monochrome look. Available in Vivid Black, these latches add a splash of color to the motorcycle profile. Easy to install with Original Equipment hardware.

Fits '93-'13 Touring models equipped with Color-Matched Hard Saddlebags. HDI models require separate purchase of Reflectors P/N 59289-92 and 59290-92.

**90853-06DH** Right Side.

**90857-06DH** Left Side.



A. SADDLEBAG LATCH AND HINGE KIT – GLOSS BLACK

### C. BILLET SADDLEBAG HINGE COVER KIT – EDGE CUT

Dress your saddlebags in style. Edge Cut Saddlebag Hinge Covers feature a rich black finish that is machined to expose the highlights of raw aluminum. The contrasting cut-back look makes a powerful visual statement, and works great with both traditional and contemporary customizing styles. These covers replace the Original Equipment covers, but retain the stock hinges and locks for easy installation. Kit includes left and right covers, mounting hardware and saddlebag-mounted red reflectors.

**90200915**  
Fits '14-later Touring (except FLHRC) models equipped with hard saddlebags. HDI models require separate purchase of amber Reflector P/N 59289-92 and 59290-92.



C. BILLET SADDLEBAG HINGE COVER KIT – EDGE CUT (90200915 SHOWN)

### D. BILLET SADDLEBAG HINGE COVER KIT – CHROME GROOVED

This sweep of chrome will set the tone for a very special Touring custom. Manufactured from billet aluminum, this polished and plated cover replaces the Original Equipment saddlebag hinge for a striking look. The grooved ball-milled design and curved leading and trailing edge add a feeling of forward motion, even while parked on Main Street. Kit includes chrome-plated mounting hardware and red saddlebag-mounted reflectors.

**90201084**  
Fits '14-later Touring (except FLHRC) models equipped with hard saddlebags. HDI models require separate purchase of amber Reflector P/N 59289-92 and 59290-92.



B. SADDLEBAG LATCH PLATE – VIVID BLACK

D. BILLET SADDLEBAG HINGE COVER KIT – CHROME GROOVED (90201084 SHOWN)



A. SADDLEBAG LATCH AND HINGE KIT – GLOSS BLACK



E. FENDER SUPPORT KIT – GLOSS BLACK



E. FENDER SUPPORT KIT – GLOSS BLACK



F. FENDER STRUT COVERS – GLOSS BLACK



G. SADDLEBAG FILLER STRIPS – CHROME



G. SADDLEBAG FILLER STRIPS – BLACK



G. SADDLEBAG FILLER STRIPS – CHROME, SLOTTED '95-'08 MODELS



H. LOWER BELT GUARD COVER – CHROME

## TOURING & TRIKE 323

Chassis Trim – Rear End

### E. FENDER SUPPORT KIT – GLOSS BLACK

Manufactured from Original Equipment components to ensure superior fit and finish, the gloss black Fender Support Kit replaces the Original Equipment cast and chrome fender support system and continues the dark look to the area between and behind the saddlebags. The ideal finishing touch for your blacked-out Touring bike, these covers are the perfect complement to the optional gloss black Passenger Sissy Bars, Luggage Racks, Tour-Pak® mounting racks and Docking Hardware Kits. Kit includes gloss black left and right supports and docking hardware slot fillers.

**90201206**  
Fits '14-later Touring models.

### F. FENDER STRUT COVERS – GLOSS BLACK

Manufactured from Original Equipment components to ensure superior fit and finish, the gloss black Fender Strut Covers conceal the cast fender struts and continue the dark look to the area behind the saddlebags. The ideal finishing touch for your blacked-out Touring bike, these covers are the perfect complement to the optional gloss black Passenger Sissy Bars, Stealth Luggage Rack and Docking Hardware Kits.

**47498-09**  
Fits '09-'13 Touring models (except models equipped with rigid-mounted Tour-Pak luggage).

### G. SADDLEBAG FILLER STRIPS

For those who seek perfection, these kits fill in the gaps between the fender and the rear of the saddlebags, hiding the saddlebag mounting bracket. Choose between primed, highly polished chrome, or color-matched to your sheet metal and bags for a truly custom look.

Fits '14-later Touring (except FLHRXS, FLHX, FLHXS, FLTRX, FLHXSE, FLTRXS and FLTRXSE) models with hard saddlebags. Does not fit with accessory Saddlebag Guard Rails.

**90200873** Solid – Chrome.  
**90200872DH** Solid – Vivid Black.

Fits '95-'08 Electra Glide® (except FLHX), '94-'08 Road King® (except FLHRS and FLHRSE) and '93 FLHS models equipped with Nostalgic Saddlebag Guard Rails P/N 90839-94. Also fits '98 FLHRCI with Nostalgic Saddlebag Guard Rails P/N 91265-98. (Will not fit models equipped with Leather Saddlebags P/N 90652-94A, 90843-93 or Fender Rail P/N 91019-92A. Will not fit '98-'08 FLHRCI with H-D® Detachables™ Docking Kit or '98-'08 FLTR.)

**45896-98** Slotted – Chrome.

### H. LOWER BELT GUARD COVER – CHROME

Dress your lower belt guard in chrome. This polished and chrome-plated metal guard is formed to fit over the Original Equipment belt guard for easy installation.

**60408-09**  
Fits '07-later Touring models.



# 324 TOURING & TRIKE

Tour-Pak® & Saddlebag Lighting

## A. TOUR-PAK® SPOILER KIT

The combination of contoured styling and the practicality of an integrated auxiliary LED running/brake light blend form and function into the Tour-Pak® Spoiler.

Fits '14-later Touring models equipped with King or Chopped Tour-Pak luggage. Installation requires separate purchase of Tour-Pak Lid Spoiler Light Kit P/N 53000238 or 53000239.

**57200086BDK** Primed.  
**57200086BDH** Vivid Black.

### Also available LED LIGHT KIT – TOUR-PAK SPOILERS

Custom fit to Tour-Pak Spoilers, these fast-acting LED Light Kits operate as a supplemental rear running light and brake light. The high mounting position places the light in the line-of-sight of following vehicles, and the bright, fast-acting red LED lamps get you noticed. Wiring is concealed for a clean, custom installation. Available with red or smoked lens.

Fits '14-later Touring models and '14-later Tri Glide® models equipped with Tour-Pak Spoiler Kit. FLHT, FLHX, FLHXS, FLHXST, FLTRX, FLTRK, FLTRXS and FLTRXST models will require separate purchase of Wiring Harness P/N 69201157. Does not fit HDI models.

**53000238** Red Lens.  
**53000239** Smoked Lens.



A. TOUR-PAK SPOILER KIT – (SHOWN WITH LED LIGHT KIT)



B. SADDLEBAG LID SPOILER KIT – (SHOWN WITH LED LIGHT KIT)

## B. SADDLEBAG LID SPOILER KIT

Aero styling and a practical addition to rear visibility. Color-Matched Saddlebag Lid Spoilers equipped with bright fast-acting LED lamps that will get you noticed.

Fits '14-later Touring models with hard saddlebags. Installation requires separate purchase of Saddlebag Lid Spoiler Light Kit P/N 90200735 or 90200736.

**57200087BDK** Primed.  
**57200087BDH** Vivid Black.

### Also available LED LIGHT KIT – SADDLEBAG SPOILERS

Custom fit to Saddlebag Lid Spoilers, these fast-acting LED Light Kits operate as a supplemental rear running light, brake light and turn signals. The bright, fast-acting red LED lamps get you noticed and the mounting position places the light above the traditional rear fender-mounted lamps and closer to the line-of-sight of following vehicles. Wiring is concealed for a clean, custom installation. Available with red or smoked lens.

Fits '14-later Touring models equipped with Saddlebag Spoiler Kit (sold in pairs).

**90200735** Red Lens.  
**90200736** Smoked Lens.



C. SIGNATURE LED RUN/BRAKE/TURN LAMP

## C. SIGNATURE LED RUN/BRAKE/TURN LAMP

Nestled in the fender strut opening, these Keystone LED lamps add stylish and practical lighting to the rear of the bike. When the bike is parked, the dark lamps fill the gap between the fender and saddlebags for a clean, uncluttered look. Lamps are mounted in a sealed housing that slips into the opening and are held in place with the saddlebag support hardware and an adhesive pad.

Fits '14-later FLHR, FLHTCU, FLHTCUL, FLHTK, FLHTKL, and FLTRU models.

**67801080** Red Lens.  
**67801082** Smoked Lens.



C. KEYSTONE AUXILIARY LED RUN/BRAKE/TURN LAMP



D. SIGNATURE LED SADDLEBAG RUN/BRAKE/TURN LAMP



E. SIGNATURE LED KING TOUR-PAK® LUGGAGE CARRIER RUN/BRAKE/TURN LAMP KIT – RED LENS



E. SIGNATURE LED KING TOUR-PAK® LUGGAGE CARRIER RUN/BRAKE/TURN LAMP KIT – SMOKED LENS



F. SIGNATURE LED TOUR-PAK SIDE MARKER LIGHT KIT

# TOURING & TRIKE 325

Tour-Pak® & Saddlebag Lighting

## SIGNATURE LED REAR LIGHTING

Signature LED Rear Lighting delivers modern style and function that improves rider conspicuity to surrounding traffic. The light pipe around the perimeter diffuses light and is always illuminated as a running light for eye-catching visibility. LED Brake and Turn lights exceed the output of Original Equipment rear lighting. These lamps offer easy plug-and-play installation that requires no wiring splicing.

## D. SIGNATURE LED SADDLEBAG RUN/BRAKE/TURN LAMP

Add functional lighting to the rear of your Touring bike with these run/brake/turn lights. Lamps may act as a supplement to the Tour-Pak® luggage carrier mounted rear lighting, and also permit the removal of the Tour-Pak® luggage carrier with a Detachable Mounting Kit.

Fits '14-later Touring models equipped with standard or stretched saddlebags.

**67801023** Red Lens.  
**67801024** Smoked Lens.

## E. SIGNATURE LED KING TOUR-PAK® LUGGAGE CARRIER RUN/BRAKE/TURN LAMP KIT

Sequential turn signal elements sweep outward from the center to grab the attention of other motorists and make the motorcycle more conspicuous. Offered with Smoked or Red lenses.

Fits '14-later Touring and Trike models equipped with King Tour-Pak® luggage carrier.

**67801129** Red Lens.  
**67801128** Smoked Lens.

## F. SIGNATURE LED TOUR-PAK SIDE MARKER LIGHT KIT

Replaces Original Equipment King Tour-Pak side marker lights with brilliant LED elements to complement LED Signature lighting to the rear of the motorcycle. Offered with Smoked or Red lenses.

Fits '14-later Touring and Trike models equipped with King Tour-Pak® luggage carrier.

**68000312** Red Lens.  
**68000313** Smoked Lens.



**\*WARNING:** Disconnecting your DOT-required tail, brake and turn signal lighting could reduce your visibility to others and result in death or serious injury.



**\*WARNING:** Disconnecting your DOT-required tail, brake and turn signal lighting could reduce your visibility to others and result in death or serious injury.



# 326 TOURING & TRIKE

## Rear Lighting

### A. LIGHT BAR WITH LED BULLET TURN SIGNALS\*

These Turn Signals feature fast-acting, extra-bright LEDs set in compact bullet-shaped die-cast housings. Available with red or smoked lenses, these lamps glow a bright red color when functioning as brake lamps, running lights and directional indicators. The kit includes the Rear Light Bar with integrated down-lighting for the license plate, bullet lamp housings and wiring. Installation does not require installation of a control box or load equalizer and the turn signals attach directly to existing wiring without cutting or splicing. These LED signals are the perfect match for the available LED Front Turn Signals. Meets DOT requirements.

Fits '17-later FLHRXS and '14-later FLHT, FLHX, FLXS, FLTRX, and FLTRXS models with Original Equipment rear bullet stop/turn/tail light bar.

**67800493** Black – Red Lens.

**67800494** Black – Smoked Lens.

**67800491** Chrome – Red Lens.

**67800492** Chrome – Smoked Lens.



**A. LIGHT BAR WITH LED BULLET TURN SIGNALS – BLACK WITH SMOKED LENSES**

### B. BULLET REAR LIGHT BAR – GLOSS BLACK\*

Complete the blacked-out treatment of your custom Touring bike. This complete kit replaces the Original Equipment chrome bar and lamps with a sinister black edition for a minimalistic look. The kit includes the Rear Light Bar with integrated down-lighting for the license plate, bullet lamp housings and wiring.

Fits '10-later Street Glide®, '10-later Road Glide®, '17-later FLHRXS and '19-later FLHT models with Original Equipment rear bullet turn signal light bar.

**67800483** Domestic.

**67800484** International.



**A. LIGHT BAR WITH LED BULLET TURN SIGNALS – CHROME WITH RED LENSES**



**B. BULLET REAR LIGHT BAR – GLOSS BLACK**

### C. TRI-BAR LIGHT UPGRADE – AUXILIARY RUNNING LIGHT/BRAKE LIGHT\*

Upgrade the Original Equipment Tri-Bar fender light from a single-mode running light to a dual-mode running and brake light. The three smoked light bands glow red in the running mode and increase in intensity when the brakes are applied.

**68358-07A**

Fits '06-'09 FLHX models.

**67774-10**

Fits '10-later FLHX and FLTRX models (except HDI models).



**C. TRI-BAR LIGHT UPGRADE – AUXILIARY RUNNING LIGHT/BRAKE LIGHT**

### D. REAR FENDER TIP LIGHT – AUXILIARY RUNNING LIGHT/BRAKE LIGHT\*

Upgrade your Touring model's Original Equipment fender tip light from a single-mode running light to a dual-mode running and brake light. The brilliant lamp glows red in the running mode and increases in intensity when the brakes are applied. The available smoked or red lenses complement any styling direction. Easy plug-in connection to the Original Equipment wiring harness.

**59685-10** Red Lens.

Fits '09-'16 FLHTC, FLHTCU, FLHTCUL, FLHTK, FLHTKL and '16 FLTRU models.



**D. REAR FENDER TIP LIGHT – AUXILIARY RUNNING LIGHT/BRAKE LIGHT**



**E. CURVED LICENSE PLATE FRAME WITH LED LIGHTING – CHROME**



**E. CURVED LICENSE PLATE FRAME WITH LED LIGHTING – GLOSS BLACK**



**F. CURVED LICENSE PLATE FRAME – TOURING, CHROME**



**F. CURVED LICENSE PLATE FRAME – TOURING, GLOSS BLACK**



**G. TOUR-PAK LUGGAGE AND SADDLEBAG INTERIOR LIGHT KIT – '14-LATER MODELS**



**H. TRUNK INTERIOR LIGHT KIT**



**G. TOUR-PAK LUGGAGE AND SADDLEBAG INTERIOR LIGHT KIT (68000151 SHOWN)**



# TOURING & TRIKE 327

## Rear Lighting

### E. CURVED LICENSE PLATE FRAME WITH LED LIGHTING\*

Dress up the rear of your Street Glide® or Road Glide® model and add practical auxiliary lighting at the same time. Designed to replace the Original Equipment black license plate bracket, this curved license plate frame is shaped to hug the contours of the rear fender. The mount attaches to the underside of the rear turn signal bar, and the smooth license plate frame with signature Harley-Davidson script appears to float above the fender for a custom look. The frame features two vertical LED halo lights that glow while in the run mode and burn brightly when the brakes are applied. Kit includes all necessary harnesses and connectors to enable complete installation – no drilling or wire splicing is required. Available in your choice of chrome or gloss black finish.

Fits '10-later FLHRXS, FLHX, FLXS, FLHXST, FLTRX, FLTRXS and FLTRXST models.

**67900275** Chrome.

**67900273** Gloss Black.

### F. CURVED LICENSE PLATE FRAME – TOURING

Love the look of your bike but hate the appearance of your state-mandated license plate? This stylish Curved License Plate Frame is shaped to hug the contour of the rear fender. Designed to replace the Original Equipment black license plate bracket, installation requires no drilling or rewiring. The front frame cover conceals the plate's mounting holes and raw edges and the curved shape hides the unfinished rear side of the plate. Available in chrome or gloss black finish, the complete kit includes all required mounting hardware.

Fits '10-later FLHRXS, FLHX, FLXS, FLHXST, FLTRX, FLTRXS and FLTRXST models.

**67900008** Chrome.

**67900058** Gloss Black.

Fits '09 FLHR, FLHT and FLTR and '06-'08 FLHX models.

**67900056** Chrome.

### G. TOUR-PAK® LUGGAGE AND SADDLEBAG INTERIOR LIGHT KIT

Don't be left in the dark. This bright convenience lamp kit turns nighttime into day when you open your Tour-Pak® luggage or saddlebag. A brilliant white LED light pod mounts inside the Tour-Pak luggage to illuminate the interior and the two available LED light pods mount to the bottom of the Tour-Pak luggage to cast light inside the open saddlebags. Each LED light pod features a soft-touch micro switch for ease of activation and a 5-minute auto shutoff timer to prevent battery drain.

#### 3-Light Tour-Pak & Saddlebag Light Kit

**68000151**

Fits '14-later Touring models equipped with rigid or detachable King Tour-Pak Luggage.

#### 1-Light Tour-Pak Light Kit

**68000152**

Fits '14-later Touring models equipped with rigid or detachable King Tour-Pak Luggage.

### H. TRUNK INTERIOR LIGHT KIT

Don't be left in the dark. This bright convenience lamp kit turns nighttime into day when you open your Trike's trunk. Two brilliant white LED light pods mount inside the trunk to illuminate the interior and the included contact switch turns the light on and off when you open and close the door. A 5-minute auto shut-off timer prevents battery drain. Kit includes wiring harness and installation hardware.

**83946-11** Fits '09-later FLHTCUTG models.



**\*WARNING:** Disconnecting your DOT-required tail, brake and turn signal lighting could reduce your visibility to others and result in death or serious injury.



**\*WARNING:** Disconnecting your DOT-required tail, brake and turn signal lighting could reduce your visibility to others and result in death or serious injury.



## 328 TOURING & TRIKE

### Electrical Accessories

#### A. AUXILIARY POWER PORT – HANDLEBAR MOUNT

Power your cell phone, GPS, portable music player or tire inflator from this handy 12-volt power port. The elegant cast housing features a conventional style power outlet that accepts most 12V automotive power adapter plugs and a pop-top cover to protect the port while not in use.

Fits '15-'20 XG, '14-later XL, '12-'17 Dyna®, '11-later Softail® (except FXDRS, and FXFB and FXFBS models with stock tapered bars), '14-later Road King®, and models with either 1" or 7/8" diameter handlebars. '17-later Road King® requires separate purchase of Electrical Connection Kit P/N 69201599A. '18-later Softail® models require separate purchase or Electrical Connection Kit P/N 69201750.

**69200971** Chrome.

**69200970** Black.

Fits '12-'17 Dyna, '11-later Softail (except FXDRS, and FXFB and FXFBS models with stock tapered bars), and '14-later Road King models with 1-1/4" diameter handlebars. '17-later Road King requires separate purchase of Electrical Connection Kit P/N 69201599A. '18-later Softail models require separate purchase of Electrical Connection Kit P/N 69201750.

**69200855** Chrome.

**69200854** Black.

#### B. CIGARETTE LIGHTER AND SOCKET KIT

Need a light? This complete kit is designed as a direct replacement for stock fairing mounted 12V accessory outlet. Kit includes heat-resistant fairing mounted receptacle, short knob pop out lighter with weather skirt and wire connectors. Not intended to be used as an accessory power outlet.

**69200605**

Fits '14-later Touring and Tri Glide® models equipped with fairing mounted 12V accessory outlet.



A. AUXILIARY POWER PORT – HANDLEBAR MOUNT, CHROME



A. AUXILIARY POWER PORT – HANDLEBAR MOUNT, BLACK



B. CIGARETTE LIGHTER AND SOCKET KIT



C. USB CHARGING ADAPTOR



#### C. USB CHARGING ADAPTOR

Charge your cell phone, MP3 players and other hand-held devices while on the road. Compact Adaptor plugs into standard or accessory 12-volt power ports, and provides a standard USB-style outlet that accepts many phone and music player power cords.

**69200357**

For use with Original Equipment or accessory 12V Auxiliary Power Port. Does not fit Electric Vehicles.

#### AUXILIARY POWER PORTS

Power your cell phone, GPS, portable music player or tire inflator from this handy 12-volt power port. The conventional style power outlet accepts most 12V automotive power adapter plugs, and features a pop-top cover to protect the port while not in use.

#### D. AUXILIARY POWER PORT – TOUR-PAK® MOUNT

Easy-access power port mounts to the wall of the Tour-Pak® luggage, allowing you to recharge music players and cell phones in a secure locked location.

**69200826**

Fits '14-later FLHTCU, FLHTCUL and FLHTCUTG models.

Original Equipment on FLHTK, FLHTKL, FLTRK, and FLHTCUTGSE models.

**91671-10**

Fits '06-'13 FLHTC and FLTRU, '96-'13 FLHTCU and '09-'13 FLHTCUTG models. Also fits '06-'13 Touring models with accessory King Tour-Pak luggage and '98-'13 Touring models with Tour-Pak mounted rear speaker pods. Not for use with Accessory Fitted Liners or Premier Liner.

#### E. AUXILIARY POWER PORT – SADDLEBAG MOUNT

This convenient power port mounts to the inside wall of the saddlebag, allowing you to charge cell phones and music players in an out-of-sight location. Power port features a quick-disconnect plug for use with detachable saddlebags.

**69200091**

Fits models equipped with 12-volt battery (except FXDRS, VRSC™, XG models, or with Throw-Over or Swingarm Bags). Not for use with accessory Fitted Liners or Premier Liner. Requires separate purchase of Battery Charging Harness P/N 94624-97B, if not already equipped.



D. AUXILIARY POWER PORT – TOUR-PAK MOUNT



E. AUXILIARY POWER PORT – SADDLEBAG MOUNT





# 330 TOURING & TRIKE

Electrical Accessories

## A. AUXILIARY POWER SWITCH KIT – FAIRING MOUNT

Styled to match the Original Equipment fairing dash panel switches. These Auxiliary Power switches allow you to control additional fog lamps, auxiliary lighting, heated gear or electrical accessories with the touch of a finger. Kit includes two auxiliary switches, wire harnesses and installation hardware.

**71400129**

Fits '17-later Electra Glide®, Street Glide®, Road Glide®, Ultra Limited and Tri Glide® models. Does not fit CVO™ models.

**71400106**

Fits '14-'16 Electra Glide, Ultra Limited, Road Glide Ultra and Tri Glide models.

**71400105**

Fits '14-'16 Road Glide, Street Glide and Ultra Limited models. Includes dash switch assembly mount.



A. AUXILIARY POWER SWITCH KIT – FAIRING MOUNT (71400129 SHOWN)



A. AUXILIARY POWER SWITCH KIT – FAIRING MOUNT (71400105 SHOWN)



## B. ELECTRICAL CONNECTION UPDATE KIT – TOURING

Harness plugs into accessory connector to provide 12-volt power leads. Required to install Heated Grips, XM Radio, Cruiser Amp & Speaker Systems, zümo® GPS, Digital Oil Pressure Gauge, Garage Door Opener Kits, Heated Seats, decorative lighting or other electrical accessories.

**69201599A**

Fits '18-later Softail® models and '17-later Touring and Trike as a mid-bike connector (near the seat).

**69200722**

Fits '14-'16 Touring and Trike models.

## C. SWITCHED CIRCUIT ADAPTER HARNESS

This harness allows two accessories to be connected to the switched accessory circuit featured on '94-later Touring models. You then may switch two accessories on or off simultaneously as required.

**70264-94A**

Fits '94-later Touring and Trike models. Required on '14-later Touring and Trike models when connecting multiple powered accessories using Electrical Connection Kit P/N 69200722, 71400129, or 69201599A.

**69201706**

Fits '18-later Softail models and '17-later Touring and Trike models. Required when connecting the CoolFlow™ Fan and another powered accessory using Electrical Connection Kit P/N 69201599A.

**Also available:**

### ELECTRICAL ACCESSORY ADAPTER

Harness accommodates the addition of multiple electrical accessories to the main battery power circuit on specified models.

**70270-04A**

Fits '07-'17 VRSC™, '04-'13 XL and XR, '04-'11 Dyna®, '04-'10 Softail and '04-'13 Touring models. Also fits '14-later Touring and Trike models when equipped with a third or fourth pair of Boom!™ Audio Stage II speakers.



B. ELECTRICAL CONNECTION UPDATE KIT – TOURING (69201599A SHOWN)



B. ELECTRICAL CONNECTION UPDATE KIT – TOURING (69200722 SHOWN)




C. SWITCHED CIRCUIT ADAPTER HARNESS & ELECTRICAL ACCESSORY ADAPTER



D. 54-AMP HIGH OUTPUT CHARGING SYSTEM



E. 45-AMP CHARGING SYSTEM FOR ELECTRA GLIDE MODELS



F. VOLTAGE REGULATOR – CHROME TOURING

# TOURING & TRIKE 331

Electrical Accessories

## D. 54-AMP HIGH OUTPUT CHARGING SYSTEM

The Harley-Davidson® High Output Charging System is engineered to provide 30% more power than the stock system at idle. With 54 amps of output at 4000 rpm, accessories will operate at their peak performance – no more dimming lights, reduced audio performance or under-performing heated gear. This is a recommended installation anytime a multi-amp audio system is installed on the vehicle in order to achieve the full capability of your audio system. It is also recommended when installing heated seats, heated gear and other higher-draw powered accessories.

Stock on select CVO™ Touring models, the complete kit includes high performance rotor, stator, voltage regulator and all gaskets and hardware required for installation.

**29900028A**

Fits '11-'16 Touring, '10-'16 CVO Touring and '09-'16 Trike models. Stock on '14-'16 FLHTKSE, FLHXSE and FLTRUSE.

## E. 45-AMP CHARGING SYSTEM FOR ELECTRA GLIDE® MODELS

Standard equipment on H-D® Touring-style Police motorcycles, this high-output charging system knows how to work for a living. Add more electronics – including lights – on your Electra Glide® model without worrying about whether you've got the juice to back it up.

**29999-97B** Fits '99-'05 FLHT models.

**Also available:** (not shown)

### 32-AMP HIGH-OUTPUT ALTERNATOR KIT

Stock on all '89-later carbureted 1340 models. 50% increase in amperage for the heavily accessorized motorcycle.

**29985-87**

Fits '84-'88 FLT, FLHT, and FXR (wet clutch) models. (Will not fit '84-'88 Softail®.) Stock on all '89-'95 and some '96-'97 Evolution® 1340-equipped models.

## F. VOLTAGE REGULATOR – CHROME

Original Equipment voltage regulators with a sparkling triple-plated chrome finish. Hand-buffed, then copper-, nickel- and chrome-plated, these brilliant chrome-plated regulators are the perfect highlight for any Harley-Davidson® motorcycle.

**74622-09**

Fits '09-'16 Touring and Trike models (except '14-later FLHRSE and FLHTKSE and '15-later FLHXSE and FLTRUSE).

**74622-06** Fits '06-'08 Touring models.

**74622-04** Fits '04-'05 Touring models.



# 332 TOURING & TRIKE

Chassis Trim – Trike

## A. FENDER TRIM KIT – CHROME

This Chrome Fender Trim Kit dresses the opening of the wheel well and adds a touch of elegance to the rear of the bike. With no visible fasteners, the trim accentuates the shape and protects the painted edge of the rear fender from minor stone chips. Self-adhesive backing for easy installation.

**83812-09**  
Fits '09-later FLHTCUTG and '10-'11 FLHXXX models.

## B. WHEEL CENTER COVER KIT

These chrome-plated hubcaps add style and depth to the Trike's rear wheels. The snap-fit covers have no visible fasteners for a clean, custom look.

**83841-09**  
Fits '09-later FLHTCUTG, '10-'11 FLHXXX and '15-later FLRT models. Installation on Original Equipment wheel requires removal of wheel and factory center medallion.

## C. EXHAUST TRIM

This chrome-plated accent piece trims the exhaust openings in the trunk fascia and adds a touch of brightwork to the rear of the bike. Easy to install with no visible fasteners, the formed steel trim features pre-applied high-temp adhesive backing for a clean, uncluttered look.

**83843-09**  
Fits '14-later Tri Glide® models. Does not fit CVO™ Tri Glide models. Will not fit with Illuminated Fascia Accent Trim P/N 68000129

## D. TRIKE MUD FLAPS – TRI GLIDE LOGO

Custom-fit Mud Flaps protect the sides of your Trike's trunk box from spray and road debris and keep the finish clean and free of mud and tar buildup. Custom molded for a perfect fit, these matte black mud flaps feature a raised light gray Tri Glide script logo. Kit includes left and right mud flap, reinforcing brackets and mounting hardware.

**59600018**  
Fits '09-later FLHTCUTG and '10-'11 FLHXXX models.

## E. TRUNK GUARD

Unique rear guard wraps around the bodywork to protect your finish from damage. Lightweight steel tubing incorporates high-quality welded joints and is hand-polished and chrome-plated for a brilliant finish. Kit includes all necessary mounting hardware for bolt-on installation.

**83825-09B**  
Fits '09-later FLHTCUTG and '10-'11 FLHXXX models.

**49000069**  
Fits '15-later FLRT models.

## F. ILLUMINATED FASCIA ACCENT TRIM\*

Sweeping chrome trim dresses the trunk fascia for a distinctive yet functional look. The inset LED light bar glows as a running lamp when the ignition is on and functions as an auxiliary red lamp when the brakes are applied. Available with smoked or red LED lens to match your customizing direction. Can be installed on models equipped with Trunk Guard.

**68000129** Red Lens.  
Fits '14-later Tri Glide models. Does not fit CVO Tri Glide models. Will not fit with Exhaust Trim P/N 83843-09.



A. FENDER TRIM KIT – CHROME



B. WHEEL CENTER COVER KIT



C. EXHAUST TRIM



D. TRIKE MUD FLAPS – TRI GLIDE LOGO



E. TRUNK GUARD – TRI GLIDE



E. TRUNK GUARD – FREEWHEELER



F. ILLUMINATED FASCIA ACCENT TRIM – RED LENS



D. TRANSPARENT PAINT GUARD KITS –SADDLEBAG LID



D. TRANSPARENT PAINT GUARD KITS, SADDLEBAG LID '14-LATER MODELS



E. TRANSPARENT PAINT GUARD KITS – TOURING SIDE COVERS



F. TRANSPARENT PAINT GUARD KIT (83989-10A SHOWN)



F. TRANSPARENT PAINT GUARD KIT (11100125 SHOWN)



G. FAIRING BRA – BAT WING FAIRING (57000307 SHOWN)



G. FAIRING BRA – BAT WING FAIRING (57800-00 SHOWN)

# TOURING & TRIKE 333

Paint Protection

## TRANSPARENT PAINT GUARD KITS

This transparent skin is designed to protect your paint from bugs, boot scuffs and road debris. The crystal-clear material protects the paint without changing the overall look of your bike. And the optical properties of the material disguise minor scuffs and scratches. The application process is similar to that of tinted window film and the material can be removed and replaced when it is no longer cosmetically appealing. Scratches to paint can be expensive to repair but scratches to this film can be removed by applying a small amount of heat with a heat gun.

## D. SADDLEBAG LID

**11100098**  
Fits '14-later Touring models with Color-Matched Hard Saddlebags. Does not fit models with leather-covered bags, or Boom!™ Audio Speaker Lids. Not recommended for use on denim or aftermarket paint.

## E. TOURING SIDE COVERS

**11100078**  
Fits '97-later Touring models. Not recommended for use on denim or aftermarket paint.

## Also available FRONT FENDER

**11100080**  
Fits FLD, most FL Softail® (except Springer™), Touring, FLHTCUTG and FLHXXX models. Not recommended for use on denim or aftermarket paint.

## F. TRANSPARENT PAINT GUARD KIT – TRIKE

This transparent skin is designed to protect parts of the Trike bodywork from boot scuffs and road debris. The crystal-clear material protects the area surrounding the passenger footboard and is pre-cut to fit the leading and inner surface of the rear fender, the fascia panel of the trunk and the side covers. Scratches in the material can be "healed" by applying a small amount of heat with a heat gun. The application process is similar to that of tinted window film and the material can be removed and replaced when it is no longer cosmetically appealing.

**83989-10A**  
Fits '09-later FLHTCUTG and '10-'11 FLHXXX models. Not recommended for use on denim or aftermarket paint.

**11100125**  
Fits '15-later FLRT models. Not recommended for use on denim or aftermarket paint.

## G. FAIRING BRA – BATWING FAIRING

Offering a custom look and protection from the elements for your fairing, this Fairing Bra is made with non-abrasive, fleece-backed vinyl material and features a Bar & Shield logo. It is designed for easy installation and a custom fit.

**57000307**  
Fits '14-later Electra Glide®, Street Glide®, Ultra Limited and Tri Glide® models.

**57800-00**  
Fits '96-'13 Electra Glide, Street Glide and Trike models. Requires separate purchase of Chrome Windshield Trim P/N 59213-96.



**\*WARNING:** Disconnecting your DOT-required tail, brake and turn signal lighting could reduce your visibility to others and result in death or serious injury.
















## SCREAMIN' EAGLE®

Screamin' Eagle® Performance Stage Kits take performance to the next level with increased acceleration and improved passing power when compared to stock bikes. Everything from enhanced air intakes and engine kits to exhaust components and suspension. Screamin' Eagle® Performance Parts and Accessories will blow minds on and off the road.





# STAGE UPGRADES: PATH TO PERFORMANCE

	START HERE	CHOOSE FROM BELOW	ADD EVEN MORE POWER	
STAGE	 <p><b>STAGE I</b> </p> <p><b>MOVE MORE AIR &amp; FUEL</b></p> <p>INTAKE + EXHAUST + TUNING UPGRADE = FOUNDATION FOR ALL FUTURE STAGES</p>	 <p><b>STAGE II</b> </p> <p><b>GIVE IT A LIFT</b></p> <p>STAGE I + CAM UPGRADE</p>	 <p><b>STAGE III</b> </p> <p><b>PUMP UP THE VOLUME</b></p> <p>STAGE II + BIG BORE CYLINDERS &amp; PISTONS</p>	 <p><b>STAGE IV</b> </p> <p><b>TOP IT OFF</b></p> <p>STAGE III + CYLINDER HEADS &amp; THROTTLE BODY</p>
BENEFITS	Ideal for riders who want to enhance the performance, look and sound of their motorcycle	<p><b>TORQUE KIT:</b> Ideal for riders looking for instant passing power at cruising speeds</p> <p><b>POWER KIT:</b> Ideal for riders who want to feel the power build and pull all the way to the redline</p>	Ideal for riders who want the largest engine displacement and increased power throughout the entire RPM range	Ideal for riders who want the absolute best Harley-Davidson® performance upgrade available
BASICS	<ul style="list-style-type: none"> <li>• Most cost-effective step to improve performance and the foundation for future performance upgrades</li> <li>• Match any Screamin' Eagle® high-flow air cleaner and exhaust with the proper ECM calibration to increase the airflow into and out of the engine</li> </ul>	<ul style="list-style-type: none"> <li>• Choose a <b>TORQUE CAM</b> or <b>POWER CAM</b> based on riding style</li> <li>• A performance cam increases both the lift in the valve train (pushing the valve open farther) and the duration of the valve opening (how long the valve stays open)</li> </ul>	<ul style="list-style-type: none"> <li>• An increase in engine displacement allows the engine to swallow more air and fuel, while a higher-compression piston squeezes the air and fuel into a more volatile mixture, generating more power when ignited</li> <li>• Displacement increases are accomplished with larger cylinders, matching pistons and the proper cam upgrade</li> </ul>	<ul style="list-style-type: none"> <li>• Highest-level performance upgrade available to provide a maximum increase in displacement, compression and flow</li> <li>• Higher-flowing CNC ported cylinder heads and larger bore throttle body increase the velocity and feed large volumes of air and fuel into the engine, which maximizes power on a larger displacement engine</li> <li>• Combines ported cylinder heads and larger throttle body in combination with cylinders, matching pistons and proper cam upgrade</li> </ul>
PERFORMANCE	 <p>The rider will feel up to a 10%* increase in performance when compared to stock bikes throughout the entire RPM range</p>	 <ul style="list-style-type: none"> <li>• <b>TORQUE KIT:</b> The rider will feel up to a 15%* increase in performance when compared to stock bikes in the low to mid RPM range</li> <li>• Experience crisp throttle response and acceleration that can be felt at slower speeds, perfect for passing slow-moving vehicles without downshifting</li> </ul>  <ul style="list-style-type: none"> <li>• <b>POWER KIT:</b> The rider will feel up to a 25%* increase in performance when compared to stock bikes in the mid to upper RPM range</li> <li>• Experience an adrenaline-pumping burst of speed while heading toward the redline</li> </ul>	 <ul style="list-style-type: none"> <li>• Riders will experience a performance increase throughout the entire RPM range, with up to a 35%* increase when compared to stock bikes in the mid to upper RPM range</li> <li>• Produces instant passing power without downshifting</li> <li>• Delivers excellent stoplight to freeway speed and on-ramp acceleration</li> </ul>	 <p>The rider will feel exceptional acceleration, delivering significant gains and up to a 40%* increase when compared to stock bikes in the upper RPM range</p>

**AN OVERVIEW OF WARRANTY & CAUTION:** Harley-Davidson has the engineering expertise, sophisticated dyno lab and complete testing facilities to provide enthusiasts with a line of performance products designed to produce good, solid, reliable horsepower and torque. Engine-related performance parts are intended for the experienced rider only.

**WARRANTY:** Installation of Screamin' Eagle® products and similar off-road or competition products from other manufacturers, except some street-compliant offerings installed by authorized Harley® dealers, may void your H-D® limited vehicle warranty. Installation of a California performance kit on a 49-state model motorcycle or 49-state performance kit onto a California model motorcycle will void the manufacturer's warranty, as it will not result in a street-compliant configuration.

**CAUTION:** Harley-Davidson® motorcycles modified with some Screamin' Eagle® high-performance engine parts must not be used on public roads and, in some cases, may be restricted to closed-course competition.

**CAUTION ICONS**

**GO LIGHT:** These Screamin' Eagle® products are 50-State U.S. EPA compliant for sale and use on all applicable vehicles, including those that are pollution controlled. See Genuine Motor Parts and Accessories or Screamin' Eagle Accessories catalog for fitment information. Screamin' Eagle Performance products are intended for the experienced rider only.

**STOP HAND:** Harley-Davidson® motorcycles modified with some Screamin' Eagle® Performance products must not be used on public roads and, in some cases, may be restricted to closed-course competition. These performance parts are 49-state U.S. EPA compliant but are NOT compliant for sale or use in California on pollution-controlled motor vehicles. California guidelines on tampering can also lead to substantial fines and penalties. Screamin' Eagle® Performance products are intended for the experienced rider only.

**CALIFORNIA:** These Screamin' Eagle® products are street compliant for sale and use on pollution-controlled vehicles in the state of California.

**CROSS FLAGS:** This product may be intended for race use only applications. It may also be certified for use in a 50-State U.S. EPA compliant application or kit. Use of any incomplete combination of certified kit products may not be legal for sale or use on U.S. market pollution-controlled vehicles and may be restricted to closed course competition use. See Genuine Motor Parts and Accessories or Screamin' Eagle® Accessories catalog for compliance, fitment and warranty information. Screamin' Eagle® Performance products are intended for the experienced rider only.

**DYNAMOMETER (DYNO) PERFORMANCE TESTING:** Declared performance values in this catalog represent SAE J-1349 transient peak power output. Dynamometer settings, motorcycle condition, variation, climate and other factors can affect performance output, and results can vary from the performance values declared by Harley-Davidson.

Street-legal and/or street-compliant statements refer to product meeting 50-state emissions and noise standards in the United States. The street legal and/or street compliant statements may not apply to markets outside of the United States.

Not all products are available in all countries — please consult your dealer for details.

Stage upgrades retain the Motorcycle Original Equipment Manufacturer's Warranty.

\*Dynamometer settings, motorcycle condition, variation, climate and other factors can affect performance output, and results can vary from the performance values declared by Harley-Davidson.



# TUNING FOR PERFORMANCE

## FIRST THINGS FIRST:

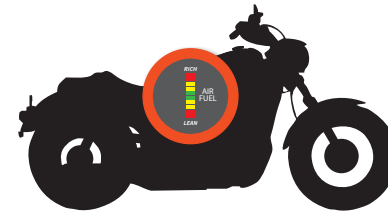
You've built your dream pavement-pounding machine by selecting one of the Screamin' Eagle® Stage upgrades.



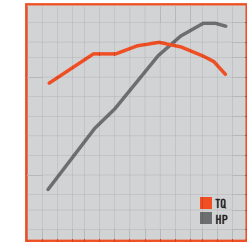
**2** Next, the motorcycle Engine Control Module (ECM) needs to be recalibrated. Screamin' Eagle offers base calibrations specifically designed for the performance components on your bike.



**3** Tuning adjusts the air-fuel ratio and other parameters based on your performance upgrades.



**4** The end result? A properly tuned performance machine that gets the most out of your performance upgrades.



## START HERE

### PRO STREET TUNER\*

- Offers base calibrations for your chosen Screamin' Eagle Stage upgrade
- Constantly monitors the engine operation in the Part-Throttle Cruising Range
- Enables manual adjustments to fine-tune parameters within part- and full-throttle ranges\*



(\*may not be available in all markets)

## WANT MORE?

### SMART TUNE PRO

- Uses the Pro Street Tuner base calibrations as a starting point
- Constantly monitors the engine operation and riding conditions in the Complete Motorcycle Operating Range
- Automatically adjusts tuning parameters in real time within the Complete Motorcycle Operating Range

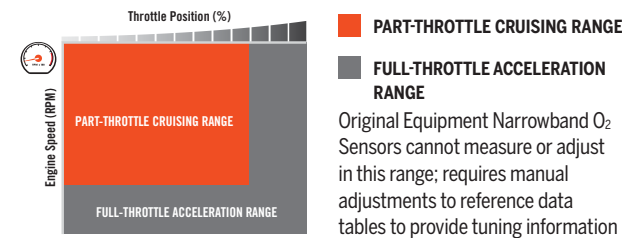


## THE HOW

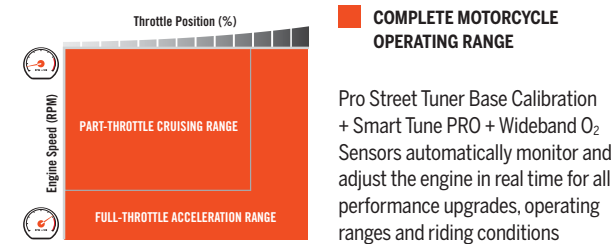
- 1 Load base calibration
- 2 All done; go ride or **manually** adjust with Dyno tuning or Smart Tune Live

## THE WHAT

### COMPLETE MOTORCYCLE OPERATING RANGE



### COMPLETE MOTORCYCLE OPERATING RANGE



## THE BENEFIT

**MANUAL ADJUSTMENT FOR**  
Maximum Performance + Optimal Efficiency for your bike



**AUTOMATIC ADJUSTMENT FOR**  
Maximum Performance + Optimal Efficiency + Automatic Adjustment for your bike in all riding conditions and combinations of performance upgrades





# PRO STREET TUNER

All Screamin' Eagle® performance upgrades require Engine Control Module (ECM) recalibration, also known as tuning. The best method for tuning your stage upgrades is with the Screamin' Eagle Pro Street Tuner.

- Provides starting calibrations developed by the Screamin' Eagle team
- Offers ability to dial in bike-to-bike variations and different air cleaner and exhaust combinations
- Offers Guided Smart Tune process, which walks user through tuning with or without a dyno
- Allows adjustments within a safe range for optimum performance excitement
- Maximizes the performance output while maintaining 50-State U.S. EPA compliance
- Retains the Motorcycle Original Equipment Manufacturer's Warranty



## SCREAMIN' EAGLE® PRO STREET TUNER

The Screamin' Eagle® Pro Street Performance Tuner is designed to simplify management of engine operating parameters as performance modifications are made. Once installed, the kit will allow you to adjust key parameters or simply upload the latest Engine Control Module (ECM) calibrations to match your bike's state-of-tune. Start with a high-flow air cleaner and Street Performance mufflers and upload the calibration that provides the best performance mix. Add additional Stage Upgrades later, and you simply upload the proper ECM calibration to match the model and hardware. Plus, you have free online access to the latest factory calibrations.

Ideal for real-world street performance applications, the Pro Street Tuner provides the adjustability to account for bike-to-bike variation and for changes to cams, heads, intake and exhaust while maintaining closed-loop fuel control for fuel economy in the part-throttle operating range. Unlike other aftermarket tuners, the Screamin' Eagle Pro Street Tuner actually talks directly to your motorcycle's ECM and re-programs the motorcycle's operating system. It isn't a piggyback system that tries to fool the ECM into adding more fuel or changing the ignition timing. The Pro Street Tuner plugs into the bike's data port, so no splicing or under-seat hardware is required.

After you upload the proper ECM calibration, dial it in with the Smart Tune function. The guided Smart Tune process walks you through the process to find the right calibration for your build, set the tuner to a data collection mode and then allows you to incorporate the data after the ride with just a few clicks. The ECM calibration is then custom fit for your bike. The module will store up to 15 minutes of run-time data information that can be downloaded to your PC, allowing the rider or technician to view and evaluate the bike's air/fuel ratio, O<sub>2</sub> sensor readings, engine speed and temperature, RPM and vehicle speed, throttle position, spark advance and many more performance characteristics. The Vehicle Communications Module (VCI) will also record and display service codes for troubleshooting and diagnostics. The kit includes the VCI module and unlimited access to the latest software updates and calibrations available from Screamin' Eagle. Tuner Cable kit sold separately.

### The Pro Street Tuner software includes impressive features:

- A guided Smart Tune process to enable quick navigation through the software, whether you are new to tuning or an experienced user.
- Smart Tune Live – a dynamic and visual method to track and capture engine data simply by running the vehicle through a range of RPM and throttle positions. This feature reduces the time to modify existing VE (Volumetric Efficiency) tables, which are then analyzed and tuned. Smart Tune Live works on models with factory-installed O<sub>2</sub> sensors only.
- Adjustability to Spark Advance, Throttle Progressivity and Volumetric Efficiency to custom tune the performance combination.
- 50-State U.S. EPA compliant.

The Pro Street Tuner permits tunability to optimize performance and drivability without compromising fuel efficiency, emission levels, engine durability, or 50-State U.S. EPA compliance. And unlike other race tuners or engine controllers, the Screamin' Eagle Pro Street Tuner does not impact your Harley-Davidson® factory warranty coverage.

### 41000008C

For use with '17-'20 XG, '14-later XL and '07-'17 Dyna®, and '07-later Softail and Touring and '17-later Trike models. Requires separate purchase of model-specific Tuner Cable. Pending approval for use in California on '21-later models. Refer to H-D.com/shop for status.

## FEATURES

	PRO STREET TUNER
<b>Street-Use (EPA/CARB) Calibrations</b>	Yes – Stage 1, 2, 3 & 4
<b>SE Pro (Race-Use Only) Calibrations</b>	No
<b>Retains Full Engine Warranty</b>	Yes
<b>Tuning Parameters*:</b>	
<i>Volumetric Efficiency</i>	Tunable – All
<i>Throttle Progressivity</i>	Tunable – '14-later Touring
<i>Spark Advance – Tunable</i>	'17-'20 XG '14-later XL '12-'17 Dyna '12-later Softail '14-later Touring
<i>RPM Max</i>	View Only
<i>Idle RPM</i>	View Only
<i>Accel Enrichment</i>	View Only
<i>Decel Enleanment</i>	View Only
<b>Data Recording (select markets)</b>	15 minutes
<b>Smart Tune LIVE (select markets)</b>	Yes
<b>Graphical Data Display</b>	Yes
<b>Service Codes Display/Clear</b>	Yes
<b>Available for VRSC™ and XR models</b>	No
<b>Language Support</b>	English, Spanish, German, French, Japanese, Italian, Portuguese, Dutch

### Also available:

#### SCREAMIN' EAGLE TUNER CABLE KIT

Cable kit provides all necessary connections between motorcycle, VCI and computer, and permits downloading calibrations with the Street Tuner and Super Tuner software. Kit includes two cables: computer USB to VCI box and VCI box to vehicle.

#### 32184-08A

For use with '01-'17 VRSC™, '01-'13 EFI XL and XR, '01-'11 EFI Dyna, '01-'11 EFI Softail, '02-'13 EFI Touring and '09-'13 Trike models. Also for use with VRXSE Destroyer race bikes.

#### 41000018

For use with '15-'20 XG, '14-later XL, '12-'17 Dyna, '11-'20 Softail, '14-'20 Touring and '14-'20 Trike models. Screamin' Eagle performance upgrades for FLSB are 49-state U.S. EPA approved. Pending approval for use in California.

#### 41000979

For use with '21-later Touring, Trike, Softail®, and CVO™ models. Does not work with Sportster or Street models.

# TUNING FOR PERFORMANCE

## START HERE: PRO STREET TUNER

- Base calibrations for each Screamin' Eagle® Stage upgrade
- Constantly monitors the engine operation in the Part Throttle Cruising Range
- Enables MANUAL adjustments to fine-tune parameters within part and full throttle ranges (not available in all markets)

The result? MANUAL ADJUSTMENT for Maximum Performance + Optimal Efficiency

## WANT MORE? ADD SMART TUNE PRO

- Uses Pro Street Tuner base calibrations as a starting point
- Constantly monitors engine operation and riding conditions in the Complete Motorcycle Operating Range
- AUTOMATICALLY adjusts tuning parameters in REAL TIME within the Complete Motorcycle Operating Range

The result? AUTOMATIC ADJUSTMENT for Maximum Performance + Optimal Efficiency + Automatic Adjustment for all riding conditions and performance upgrades

*Street legal and/or street compliant statements refer to product meeting 50-State emissions and noise standards in the United States. The street legal and/or street compliant statements may not apply to markets outside of the United States.*



## A. SCREAMIN' EAGLE SMART TUNE PRO AUTOMATIC TUNING MODULE

### A. SCREAMIN' EAGLE® SMART TUNE PRO AUTOMATIC TUNING MODULE\*

Smart Tune PRO works with the Screamin' Eagle® Pro Street Tuner to automatically adjust your bike for the combination of performance components, climates and vehicle load conditions you are operating in. You just install the upgraded wide-band oxygen sensors in the exhaust headers, download the calibration that the Screamin' Eagle engineers have developed as a starting point, then simply drive down the road and let Smart Tune PRO do the work.

Smart Tune PRO constantly monitors the operating parameters of your motorcycle, and automatically adjusts the bike's Electronic Control Module (ECM) to maximize performance in your current riding conditions. Smart Tune PRO utilizes wide-band O<sub>2</sub> sensors that read oxygen levels in the exhaust stream to determine the optimum air/fuel ratio your bike needs at this very moment. Smart Tune PRO analyzes the data and automatically makes real-time tuning adjustments to the ECM. Unlike the standard narrow-band O<sub>2</sub> sensors that only provide feedback in the part-throttle cruising range, the wideband sensors can read and adjust tuning throughout the part throttle cruising and full-throttle acceleration operating range.

It is fully factory supported, and optimized to maximize performance while maintaining drivability and engine longevity. Smart Tune PRO is 50-State EPA compliant and does not impact the H-D™ factory warranty. Kit includes the Smart Tune PRO module with plug-in wiring harness, two M18 wide-band O<sub>2</sub> sensors and access to free software updates, future calibrations and free online training modules. Screamin' Eagle Pro Street Tuner and model-specific installation hardware is sold separately.

#### 41000445

Fits '14-later XL, '16-'17 Dyna® FXDLS, '16-'20 Softail®, '14-'20 Touring and '17-'20 Trike models. Installation requires exhaust modification to incorporate wide-band oxygen sensors. Some models require Oxygen Sensor Harness Extension. For model specific installation requirements see Installation Instructions on H-D.com/shop. All models require ECM calibration with Screamin' Eagle® Pro Street Tuner for proper installation. 50-State U.S. EPA Compliant.

#### Also available: (not shown)

#### OXYGEN SENSOR HARNESS EXTENSION

Plug-in extension cable is wired to allow installation of the Screamin' Eagle Smart Tune PRO Automatic Tuning Module hardware on specific models. No splicing or soldering is required.

#### 69201704

Required for use of Screamin' Eagle Smart Tune PRO Automatic Tuning Module hardware on, '16-'17 Dyna and Softail models.

*Street legal and/or street compliant statements refer to product meeting 50-State emissions and noise standards in the United States. The street legal and/or street compliant statements may not apply to markets outside of the United States. Tuning parameters may not be available in all markets. Check your local dealership for more information.*



# MILWAUKEE-EIGHT® POWERTRAIN

Screamin' Eagle® Stage upgrades offer complete street-compliant performance configurations engineered to generate specific torque and horsepower gains. Eliminating all the guesswork and trial-and-error testing normally associated with engine modifications, Stage upgrades include everything you need to enhance your bike's performance. Start with the foundation, the Stage I upgrade, then choose from Stage II, III or IV depending on your performance goals, budget and riding style.



## STAGE I

### INTAKE + EXHAUST + TUNING

The easiest and most cost effective step to improve your motorcycle's performance is to increase the airflow into and out of the engine. A high-flow air cleaner and system-matched slip-on mufflers provide horsepower and torque improvements you can feel throughout the RPM range, and serve as the core components for all performance upgrades. ECM calibration is required to tune the fuel flow and timing required to accommodate the improved airflow.

**Stage I** upgrade can be installed without engine disassembly. No special tools are required. Requires ECM tuning.



*Street legal and/or street compliant statements refer to product meeting 50-State emissions and noise standards in the United States. The street legal and/or street compliant statements may not apply to markets outside of the United States.*

## STAGE II

### STAGE I + CAM UPGRADE

Adding performance cams to a Stage I equipped bike is the next step to improved performance. Cam choices allow you to tailor the engine's performance to your specific needs. A torque cam offers on-demand throttle response from low- to mid-RPM at cruising speed. A power cam targets high-RPM, wide-open throttle response that keeps pulling right up to the redline. ECM calibration tuning is required to accommodate the increased valve timing, and performance valve springs may be required for high-lift cams.

**Stage II** upgrade requires minor engine disassembly to replace the cam. Adjustable pushrods allow cam installation without removing the rocker box. Special tools and ECM tuning are required.



## STAGE III

### STAGE I + CAM, BIG BORE CYLINDERS & PISTONS

The next step on the performance journey is to build a bigger engine. An increase in engine displacement allows the engine to swallow more air and fuel, a higher compression piston squeezes the air/fuel into a more volatile mixture, and when combined, generates more power when ignited. A displacement and compression increase provides torque increases throughout the entire RPM range with a 15-25% improvement in the mid-range power. ECM calibration tuning is required to adjust fuel flow and timing to accommodate the increased displacement.

**Stage III** bolt-on upgrade requires removal of the engine's top end and opening the cam chest. Engine remains in the chassis and no machining is required. Special tools and ECM tuning are required.



## STAGE IV

### STAGE I + CAM, BIG BORE CYLINDERS, PISTONS, CYLINDER HEADS & THROTTLE BODY

To maximize the impact of the increased displacement gained with Stage III updates, the addition of free-flowing ported cylinder heads and a big bore throttle body top off the performance build. Designed to satisfy the high-RPM, throttle-twisting rider, the Stage IV update delivers 20-30% increase in power that keeps pulling right up to the redline, without sacrificing mid-range torque. ECM calibration tuning is required to add more fuel, and a higher-lift cam may be required to deliver maximum power.

**Stage IV** bolt-on upgrade requires removal of the engine's top-end and opening the cam chest. Engine remains in the chassis and no machining is required. Special tools and ECM tuning are required.



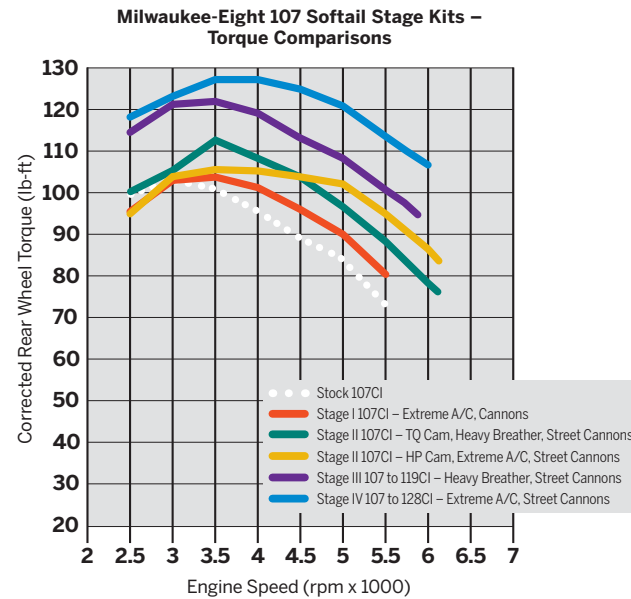
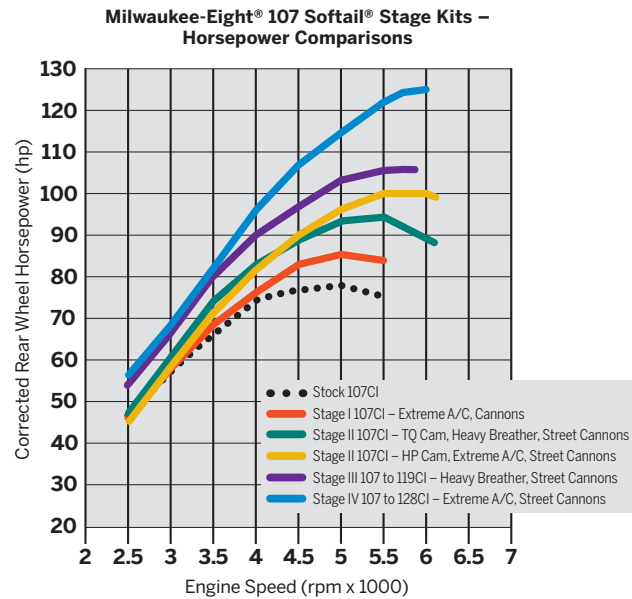
*Street legal and/or street compliant statements refer to product meeting 50-State emissions and noise standards in the United States. The street legal and/or street compliant statements may not apply to markets outside of the United States.*



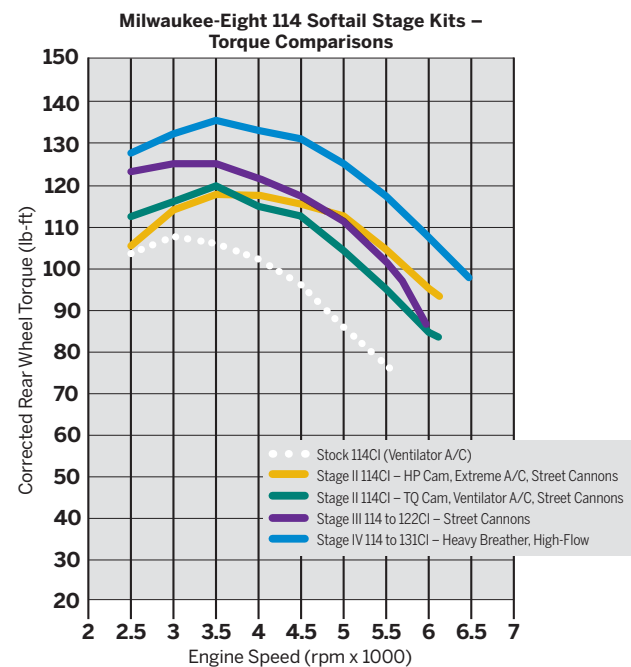
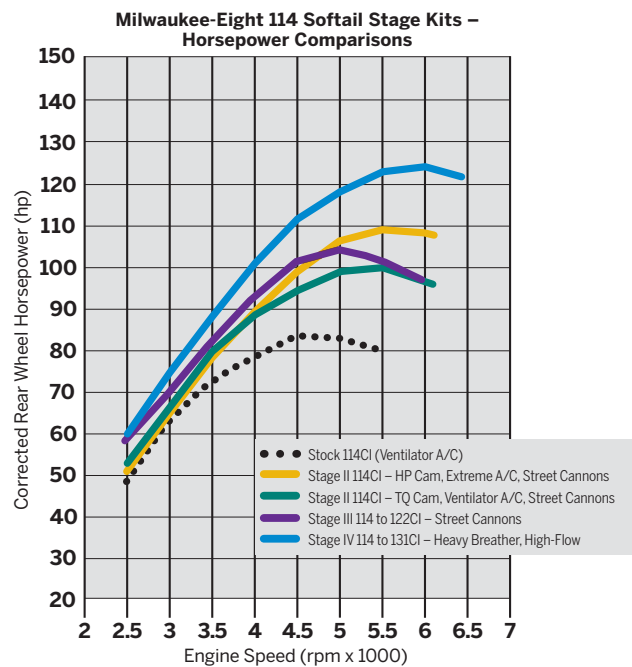
# MILWAUKEE-EIGHT® POWERTRAIN

Screamin' Eagle® Stage upgrades offer complete street-compliant performance configurations. Whether you're a Softail® or Touring rider, Screamin' Eagle offers the full gamut of Stage upgrades for you to pick the best solution for you. Use the Rear Wheel Horsepower and Torque charts to identify a combination that would work best for your riding style and performance needs.

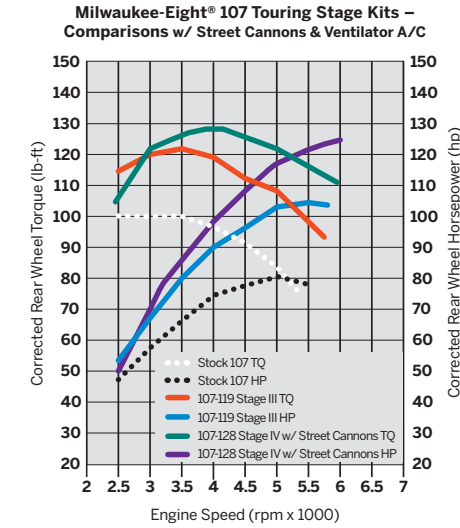
## SOFTAIL® 107CI MODEL STAGE UPGRADES



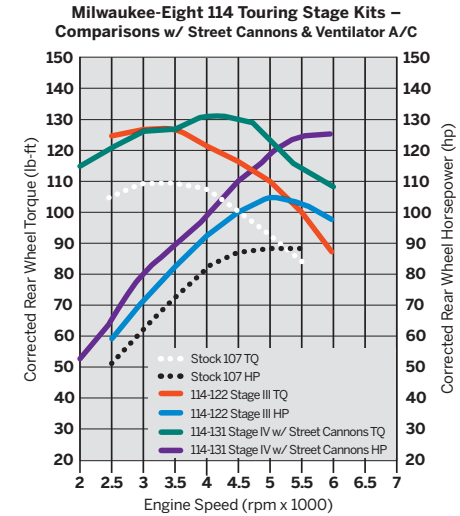
## SOFTAIL 114CI MODEL STAGE UPGRADES



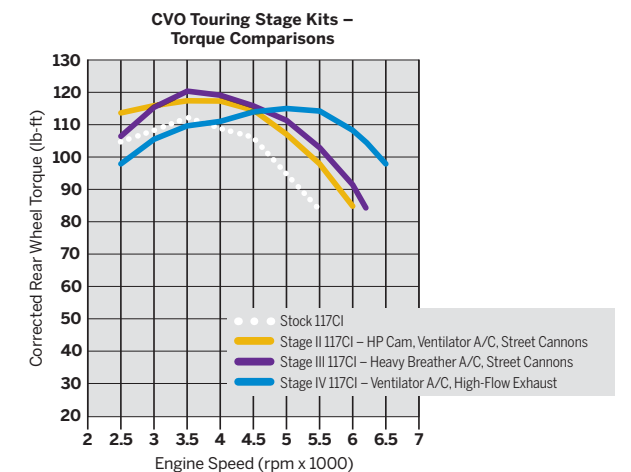
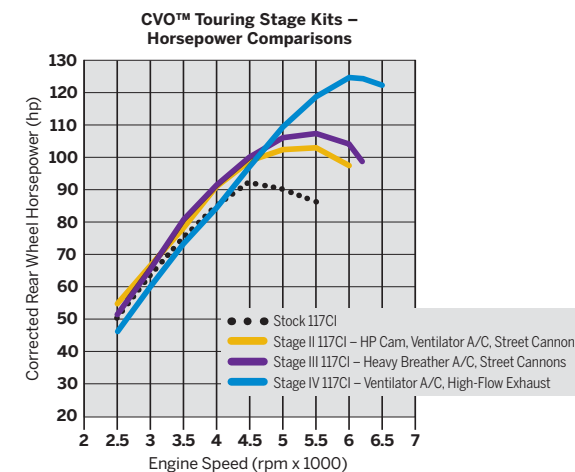
## TOURING 107CI MODEL STAGE UPGRADES



## TOURING 114CI MODEL STAGE UPGRADES



## CVO™ TOURING MODEL STAGE UPGRADES



DYNAMOMETER (DYNO) PERFORMANCE TESTING: Declared performance values in this catalog represent SAE J-1349 transient peak power output. Dynamometer settings, motorcycle condition, variation, climate and other factors can affect performance output and results can vary from the performance values declared by Harley-Davidson.

Street legal and/or street compliant statements refer to product meeting 50-State emissions and noise standards in the United States. The street legal and/or street compliant statements may not apply to markets outside of the United States.

Street legal and/or street compliant statements refer to product meeting 50-State emissions and noise standards in the United States. The street legal and/or street compliant statements may not apply to markets outside of the United States.



# 346 SCREAMIN' EAGLE®

Milwaukee-Eight® Stage I Upgrade

## A. SCREAMIN' EAGLE® HEAVY BREATHER EXTREME AIR CLEANER



We've taken the iconic Screamin' Eagle® Heavy Breather Air Cleaner to the next level—an extreme performance level. Designed for maximum performance, this extra-large Screamin' Eagle Heavy Breather Extreme Air Filter flows 42% more air than a traditional Heavy Breather filter. Air moves smoothly through the filter due to an interior bell-shape feature and then travels through a unique round to oval transitioned tube to improve leg clearance while providing unobstructed air to the throttle body. At speeds over 60 mph, the filter captures air from the front, forcing the air through a smaller area to create a RAM air effect, while the long intake tube enhances torque beyond other Ventilator and Round High-Flow Filters for enhanced acceleration. Designed to feed a large displacement engine enough clean air that can support output of over 150hp. The cast aluminum intake tube and back plate are dressed in rich, gloss black or mirror-like chrome. The back plate features a Screamin' Eagle logo. Kit includes all required mounting hardware. Optional Rain Sock P/N 29400424 is available to protect the exposed element in inclement weather.

Fits '18-later Softail®, '17-later Touring (except models equipped with Fairing Lower) and '17-later Freewheeler® models. Does not fit models equipped with Fairing Lower Glove Boxes, Fairing Lower Speakers or Road Glide® Fairing Spoilers. All models require ECM calibration with Screamin' Eagle Pro Street Tuner for proper installation. Pending approval for use in California on '21-'22 models. Refer to H-D.com/shop for status.

**29400388** Chrome.

**29400387** Gloss Black.



A. SCREAMIN' EAGLE HEAVY BREATHER EXTREME AIR CLEANER – CHROME



A. SCREAMIN' EAGLE HEAVY BREATHER EXTREME AIR CLEANER – GLOSS BLACK



A. SCREAMIN' EAGLE HEAVY BREATHER EXTREME AIR CLEANER – CHROME



A. SCREAMIN' EAGLE HEAVY BREATHER EXTREME AIR CLEANER – GLOSS BLACK



B. SCREAMIN' EAGLE® HEAVY BREATHER ELITE AIR CLEANER - MILWAUKEE-EIGHT® ENGINE



B. SCREAMIN' EAGLE® HEAVY BREATHER ELITE AIR CLEANER - GLOSS BLACK



B. SCREAMIN' EAGLE® HEAVY BREATHER ELITE AIR CLEANER - CHROME

# SCREAMIN' EAGLE® 347

Milwaukee-Eight® Stage I Upgrade

## B. SCREAMIN' EAGLE® HEAVY BREATHER ELITE AIR CLEANER - MILWAUKEE-EIGHT® ENGINE



Take a deep breath. This Screamin' Eagle® Heavy Breather Elite picks up where the past generation Milwaukee-Eight Heavy Breather left off with a 15% air flow improvement. Redesigned to support even more performance with engine builds pushing over 135hp. The iconic Heavy Breather Air Cleaner features a forward-facing oiled cotton filter element that flows large volumes of clean air into the engine. The short, low profile cast tube rams the charge directly into the throttle body with little turbulence for increased power and torque, and the intake tube mounts to a custom back plate that features integral breathers and covers the throttle body electronics for a finished look. The slanted compact filter adds an aggressive performance look, and it is shaped to allow installation on Touring bikes equipped with fairing lowers. This Elite version includes an integrated cover manufactured from forged aluminum and precision machined to further enhance the stylized performance look while exposing a majority of the filter to maximize airflow. Available in your choice of chrome or gloss black finish, the kit includes filter, cover, intake tube, custom back plate, and all mounting hardware.

Fits '18-later Softail® models and '17-later Touring and Trike models. All models require ECM calibration with Screamin' Eagle Pro Street Tuner for proper installation. Does not fit on models equipped with fairing lower glove boxes or fairing lower speakers. Pending approval for use in California on '21-'22 models. Refer to H-D.com/shop for status.

**29400406** Chrome.

**29400407** Gloss Black.

### Also available: SCREAMIN' EAGLE® HEAVY BREATHER ELITE AIR CLEANER - FILTER

K&N® replacement air filters are engineered to improve airflow for increased horsepower and quicker acceleration. K&N filters provide excellent filtration, and because they are washable and reusable, you can clean the filter whenever conditions demand. Designed as direct replacements for specified fitments.

**29400405**

Fits '18-later Softail® and '17-later Touring and Trike models equipped with Heavy Breather Elite Air Cleaner P/N 29400406 or 29400407.

Street legal and/or street compliant statements refer to product meeting 50-State emissions and noise standards in the United States.

The street legal and/or street compliant statements may not apply to markets outside of the United States.

Street legal and/or street compliant statements refer to products meeting EPA (49-State) and/or California (50-State) emissions and noise standards in the United States as specified.

The street legal and/or street compliant statements may not apply to markets outside of the United States.



# 348 SCREAMIN' EAGLE®

Milwaukee-Eight® Stage I Upgrade

## A. SCREAMIN' EAGLE® VENTILATOR EXTREME AIR CLEANER

Let it breathe! The open-face filter design of the Screamin' Eagle® Ventilator Extreme Air Cleaner Kit flows 39% more air than a traditional perimeter high-flow filter. When combined with an additional 1/2" of air filter thickness and the smooth radius die-cast back plate, this open filter can feed a large displacement engine with an unobstructed flow of clean air that can support output of over 150hp. Kit includes a die-cast back plate, and open-face, water-resistant, washable oiled-cotton filter element and all required installation gaskets and hardware. Optional Rain Sock P/N 29400412 is available to protect the exposed element in extreme weather. Choice of either Gloss Black (P/N 61300994) or Chrome (P/N 61300993) Cover Kit required to complete installation.

Fits '18-later Softail® and '17-later Touring and Trike models. Requires Ventilator Extreme Air Cleaner Cover Kit P/N 61300993 or 61300994 to complete installation. All models require ECM calibration with Screamin' Eagle Pro Street Tuner for proper installation, pending approval for use in California on '21-'22 models. Refer to H-D.com/shop for status.

**29400396** Chrome.  
**29400397** Gloss Black.

## B. SCREAMIN' EAGLE VENTILATOR EXTREME AIR CLEANER COVER

The Ventilator Extreme Air Cleaner Cover trims the face of the Screamin' Eagle Ventilator Extreme filter in style and features aggressive mounting lugs, polished stainless-steel custom ARP fasteners and an inset Screamin' Eagle medallion. The cast aluminum, rich gloss black cover wraps the leading edge of the filter element, covering the rubber gasket without restricting airflow. This Air Cleaner Cover is required to complete installation of the Ventilator Extreme Air Cleaner Kit P/N 29400396 & 29400397.

Fits Screamin' Eagle Ventilator Extreme Air Cleaner Kits P/N 29400396 and 29400397. Includes necessary ARP hardware. Also fits standard Ventilator Air Cleaner Kits P/N 29400298 and 29400299 with separate purchase of Extreme Ventilator Air Filter P/N 29400400.

**61300993** Chrome.  
**61300994** Gloss Black.

## C. SCREAMIN' EAGLE AIR CLEANER RAIN SOCK

Protect your exposed-element air cleaner during inclement weather. This mesh cover stretches over the filter to repel moisture that could damage the filter and be drawn into the engine. The breathable cover does not significantly reduce air flow to the engine.

**29400412**  
Fits Screamin' Eagle Ventilator Extreme Air Cleaner Kits.

## D. SCREAMIN' EAGLE VENTILATOR EXTREME K&N® AIR FILTER ELEMENT

K&N® replacement air filters are engineered to improve airflow for increased horsepower and quicker acceleration. The Screamin' Eagle Extreme Ventilator K&N Air Filter Element is a replacement filter designed specifically for Screamin' Eagle Extreme Ventilator Air Cleaners. This replacement filter provides excellent filtration and because they are washable and reusable, you can clean the filter whenever conditions demand.

**29400400**  
Fits Screamin' Eagle Ventilator and Ventilator Extreme Air Cleaner Kits. Requires Ventilator Extreme Air Cleaner Cover Kit P/N 61300993 or 61300994 to complete installation.



A. SCREAMIN' EAGLE VENTILATOR EXTREME AIR CLEANER – CHROME (SHOWN WITH CHROME COVER P/N 61300993)



A. SCREAMIN' EAGLE VENTILATOR EXTREME AIR CLEANER – GLOSS BLACK (SHOWN WITH GLOSS BLACK COVER P/N 61300994)



B. SCREAMIN' EAGLE VENTILATOR EXTREME AIR CLEANER COVER – CHROME



B. SCREAMIN' EAGLE VENTILATOR EXTREME AIR CLEANER COVER – GLOSS BLACK



C. SCREAMIN' EAGLE AIR CLEANER RAIN SOCK



D. SCREAMIN' EAGLE VENTILATOR EXTREME K&N AIR FILTER ELEMENT



E. SCREAMIN' EAGLE VENTILATOR AIR CLEANER KIT – MILWAUKEE-EIGHT – CHROME



E. SCREAMIN' EAGLE VENTILATOR AIR CLEANER KIT – MILWAUKEE-EIGHT – GLOSS BLACK



E. SCREAMIN' EAGLE VENTILATOR AIR CLEANER KIT – MILWAUKEE-EIGHT – BLACK



F. DEFIANCE COLLECTION VENTILATOR AIR CLEANER TRIM – MILWAUKEE-EIGHT – CHROME



F. DEFIANCE COLLECTION VENTILATOR AIR CLEANER TRIM – MILWAUKEE-EIGHT – GLOSS BLACK



F. DEFIANCE COLLECTION VENTILATOR AIR CLEANER TRIM – MILWAUKEE-EIGHT – GLOSS BLACK WITH HIGHLIGHTS



F. DEFIANCE COLLECTION VENTILATOR AIR CLEANER TRIM – MILWAUKEE-EIGHT

# SCREAMIN' EAGLE® 349

Milwaukee-Eight® Stage I Upgrade

## E. SCREAMIN' EAGLE® VENTILATOR AIR CLEANER KIT – MILWAUKEE-EIGHT® ENGINE

This low-profile oval air cleaner features an exposed filter element and a cast back plate designed to provide maximum airflow to the throttle body. This easy-to-install air cleaner produces significant performance gains, while the stylish cover is tapered for added leg clearance. This complete kit includes low-profile air cleaner cover, high-flow filter element, cast aluminum back plate, diamond-cut Screamin' Eagle® medallion and all required installation hardware. Protective Rain Sock is included. 50-State U.S. EPA compliant.

Fits '18-later Softail®, and '17-later Touring and Trike models. All models require ECM calibration with Screamin' Eagle Pro Street Tuner for proper installation. ECE compliant on '17-later CVO™ Touring models. Pending approval for use in California on '21-'22 models. Refer to H-D.com/shop for status.

**29400299** Chrome.  
**29400298** Gloss Black.

## F. DEFIANCE COLLECTION VENTILATOR AIR CLEANER TRIM – MILWAUKEE-EIGHT ENGINE

This forged and machined Defiance Air Cleaner Trim kit adds a premium touch to the Milwaukee-Eight® Ventilator Air Cleaner. The billet-style band with deep longitudinal lines and H-D logo wraps the center section of the Ventilator Air Cleaner face plate for a contemporary look. The Defiance Air Cleaner Trim is available in your choice of chrome, machine cut anodized black or full black finishes. Kit includes trim band and mounting hardware. Protective Rain Sock P/N 29400177 or 29762-09 is available separately.

Fits '18-later Softail, and '17-later Touring and Trike models equipped with Ventilator Air Cleaner P/N 29400298 or 29400299. Also fits '18-later Softail models with 114CI engines and '17-later CVO touring models with Original Equipment Ventilator Air Cleaner with separate purchase of Air Filter P/N 29400293.

**61300768** Chrome.  
**61300769** Gloss Black Anodized.  
**61300770** Gloss Black with Highlights.

Street legal and/or street compliant statements refer to product meeting 50-State emissions and noise standards in the United States.

The street legal and/or street compliant statements may not apply to markets outside of the United States.

Street legal and/or street compliant statements refer to product meeting 50-State emissions and noise standards in the United States.

The street legal and/or street compliant statements may not apply to markets outside of the United States.



# 350 SCREAMIN' EAGLE®

Milwaukee-Eight® Stage I Upgrade

## A. SCREAMIN' EAGLE® ROUND EXTREME-FLOW AIR CLEANER – CENTER BOLT

The open-face filter design of the Screamin' Eagle® Extreme-Flow Air Cleaner Kit provides 60% more filtered surface area to flow 11% more air than a traditional perimeter high-flow filter. When combined with the smooth radius die-cast back plate, this open filter can feed a large displacement engine with an unobstructed flow of clean air. While sized to fit behind Original Equipment or accessory center-bolt air cleaner covers, the deep open-face filter provides maximum airflow and style when paired with a matching open-face air cleaner trim option. Kit includes the gloss-black finished die-cast back plate with laser-engraved Screaming Eagle logo, an open-face washable oiled-cotton filter element, and all required installation gaskets and hardware. Optional Rain Sock P/N 29400363 is available to protect the exposed element in inclement weather. 50-State U.S. EPA compliant (except FLSSB).

**29400357** Extreme Open-Face Filter. Fits '18-later Softail® and '17-later Touring and Trike models. '17-later Touring and Trike models require separate purchase of accessory round air cleaner cover or trim. Not compatible with air cleaner cover on CVO™ Touring models. All models require ECM calibration with Screamin' Eagle Pro Street Tuner for proper installation. Pending approval for use in California on '21-'22 models. Refer to H-D.com/shop for status.

## B. SCREAMIN' EAGLE ROUND HIGH-FLOW AIR CLEANER – CENTER BOLT

The Screamin' Eagle High-Flow Air Cleaner Kit provides increased airflow to boost the power of your Milwaukee-Eight® engine equipped model. The one-piece cast back plate is system-matched to the throttle body to deliver a smooth uninterrupted flow, and shaped to permit air to enter around the entire perimeter of the air cleaner housing. The back plate is topped with a washable perimeter-flow oiled-cotton filter element that captures debris while passing significantly more air than the stock filter. This High Flow Air Cleaner can be dressed with most round Original Equipment or accessory center-bolt air cleaner covers. Or choose to flaunt your performance gains with the open element look, and finish it off with custom Air Cleaner Trim from one of the Harley-Davidson® decorative collections. This kit includes air cleaner element, gloss black back plate with laser-engraved Screaming Eagle logo, breather and all required hardware. Optional Rain Sock P/N 29400363 is available to protect the exposed element in inclement weather. 50-State U.S. EPA compliant.

**29400355** Fits '18-later Softail® and '17-later Touring and Trike models. '17-later Touring and Trike models require separate purchase of accessory round air cleaner cover or trim. Not compatible with air cleaner cover on CVO™ Touring models. All models require ECM calibration with Screamin' Eagle® Pro Street Tuner for proper installation. Pending approval for use in California on '21-'22 models. Refer to H-D.com/shop for status.

## C. SCREAMIN' EAGLE ROUND HIGH-FLOW AIR CLEANER – PERIMETER BOLT

Feed your engine more air while maintaining the fresh-from-the-factory look. Designed to accept the Original Equipment Softail perimeter-bolt air cleaner cover, this Screamin' Eagle High-Flow Air Cleaner Kit allows free breathing and unobstructed airflow to your Milwaukee-Eight® engine. The die-cast back plate is sized to permit airflow around the entire perimeter of the air cleaner. Your engine gets more air, and you feel more power throughout the rev range. The back plate features 5 threaded lugs that accept the perimeter-bolt air cleaner cover, and a chamfered throat that allows smooth flow into the throttle body. The kit includes the gloss-black finished die-cast back plate, a perimeter-flow washable oiled-cotton filter element, all required installation gaskets and hardware and a laser-engraved Screamin' Eagle logo to finish the look. Optional Rain Sock P/N 29400363 is available to protect the exposed element in inclement weather. 50-State U.S. EPA compliant.

**29400356** Fits '18-later FLFB, FLSSB, FXBB, FXBR, FXBRS and FXFB and '18-'19 FXBRS models with Original Equipment perimeter-bolt air cleaner cover. Not recommended for use with center-bolt air cleaner covers or trim. All models require ECM calibration with Screamin' Eagle® Pro Street Tuner for proper installation. Pending approval for use in California on '21-'22 models. Refer to H-D.com/shop for status.

*Street legal and/or street compliant statements refer to product meeting 50-State emissions and noise standards in the United States.*

*The street legal and/or street compliant statements may not apply to markets outside of the United States.*



AIR CLEANER FILTER ELEMENT COMPARISON



A. SCREAMIN' EAGLE ROUND EXTREME-FLOW AIR CLEANER – CENTER BOLT



B. SCREAMIN' EAGLE ROUND HIGH-FLOW AIR CLEANER – CENTER BOLT



C. SCREAMIN' EAGLE ROUND HIGH-FLOW AIR CLEANER – PERIMETER BOLT



D. SCREAMIN' EAGLE ROUND AIR CLEANER COVER – RATCHET



E. SCREAMIN' EAGLE ROUND AIR CLEANER COVER – CALIBRE



F. AIR CLEANER TRIM KITS – BRASS COLLECTION



F. AIR CLEANER TRIM KITS – DARK CUSTOM



F. AIR CLEANER TRIM KITS – #1 SKULL



F. AIR CLEANER TRIM KITS – WILLIE G SKULL – CHROME



F. AIR CLEANER TRIM KITS – AIRFLOW



F. AIR CLEANER TRIM KITS – LIVE TO RIDE

# SCREAMIN' EAGLE® 351

High-Flow Round Air Cleaner Covers

## D. SCREAMIN' EAGLE® ROUND AIR CLEANER COVER – RATCHET

The Ratchet Air Cleaner Cover trims the face of the Screamin' Eagle® Round Air Cleaner filter in style. Ideal for use with Extreme open face filters, the forged aluminum cover wraps the leading edge of the filter element, covering the rubber gasket without restricting the airflow. The Ratchet Cover is finished in rich black, and features a center bar with Screamin' Eagle script and a lugged outer ring. The kit includes a black filler plate to cover the unfinished face of standard High Flow filter for a clean blacked-out appearance.

**61300845** Fits '18-later Softail® and '17-later Touring and Trike models equipped with Screamin' Eagle round High Flow Air Cleaner.

## E. SCREAMIN' EAGLE ROUND AIR CLEANER COVER – CALIBRE

The unique open slot design of the Calibre Air Cleaner Cover maximizes style without compromising performance. Ideal for use with Extreme open face filters, the forged aluminum cover wraps the leading edge of the filter element, covering the rubber gasket without restricting the airflow. The gloss black Calibre Cover features 3 radiused slots cut into the face and a Screamin' Eagle logo prominently on display. The kit includes a black filler plate to cover the unfinished face of standard High Flow filter for a clean blacked-out appearance.

**61300846** Fits '18-later Softail and '17-later Touring and Trike models equipped with Screamin' Eagle round High Flow Air Cleaner.

## F. AIR CLEANER TRIM KITS

The perfect blend of performance and style. Available in a wide variety of styles, this bolt-on Air Cleaner Trim is sized to cover the face of most Screamin' Eagle Round High-Flow Air Cleaners. You can continue the look of your custom collection while maximizing air flow to the engine. Model-specific rain socks are available to protect the open element during inclement weather.

Fits Evolution® 1340 models, '99-'08 Dyna®, '00-'15 Softail (except FLS, FLSS, FLSTSB, and FXS) and '99-'13 Touring and Trike models equipped with oval-shaped Original Equipment air cleaner cover. Also fits models equipped with Screamin' Eagle Round High-Flow Air Cleaner Kits with separate purchase of Rain Sock Kit P/N 28728-10 or Air Cleaner Trim Installation Kit P/N 12400158.

<b>61400339</b>	Brass Collection.
<b>61300057</b>	Dark Custom™ Collection.
<b>27956-10</b>	Number One Skull Collection.
<b>29400366</b>	Willie G Skull – Black.
<b>29417-04</b>	Willie G Skull – Chrome.
<b>61400323</b>	Airflow Collection.
<b>29328-99</b>	Live To Ride Collection – Gold.

**Also available:** (not shown)  
**SCREAMIN' EAGLE AIR CLEANER RAIN SOCK**  
 Protect your exposed-element air cleaner during inclement weather. This mesh cover stretches over the filter to repel moisture that could damage the filter and be drawn into the engine. The breathable cover does not significantly reduce air flow to the engine.

**29400363** For Round High-Flow Filter. Fits '18-later Softail and '17-later Touring and Trike models equipped with Screamin' Eagle High-Flow Air Cleaners with round perimeter flow air cleaner element.

**29493-05A** For Heavy Breather Filter. Fits models equipped with Screamin' Eagle Heavy Breather Air Cleaner Kits (except Compact Heavy Breather P/N 28716-10, Heavy Breather Elite P/N 29400173, 29400172 or 29400285, and Milwaukee-Eight® Heavy Breather P/N 29400263 or 29400264).

*Street legal and/or street compliant statements refer to product meeting 50-State emissions and noise standards in the United States.*

*The street legal and/or street compliant statements may not apply to markets outside of the United States.*



## 352 SCREAMIN' EAGLE®

Round Air Cleaner Covers

### A. DARK CUSTOM™ LOGO COLLECTION – AIR CLEANER TRIM

The famous Harley-Davidson #1 logo with a sinister twist. Styled to complement chrome or blacked-out motorcycles, this rich black air cleaner trim features a machined Dark Custom #1 logo at its center. Formed from aluminum, this self-adhesive buckshot-hole cover fits perfectly into the recessed face of the Original Equipment Softail® perimeter-bolt air cleaner cover.

**61300892**

Fits '18-later FLFB, FLSB, FXBB, FXBR and FXFB models with Original Equipment perimeter bolt air cleaner cover.

### B. AIR CLEANER TRIM – BAR & SHIELD

Styled to complement polished or blacked-out engines, this rich black bullet-hole air cleaner trim features a simple etched Bar & Shield logo at its center. Easy to install, this self-adhesive formed aluminum trim fits perfectly into the recessed face of the Softail® models Original Equipment perimeter bolt air cleaner cover.

**61300891**

Fits '18-later FLFB, FLSB, FXBB, FXBR and FXFB models with Original Equipment perimeter bolt air cleaner cover.

### C. AIR CLEANER TRIM – BRUSHED ALUMINUM

Show off your Milwaukee-Eight® engine's displacement with pride. Available for 107- and 114-cubic-inch engines, this brushed aluminum and black trim is the perfect complement to chrome or black engine finishes. This easy-to-install self-adhesive formed aluminum trim fits perfectly into the recessed face of the Softail models Original Equipment perimeter bolt air cleaner cover.

**61300788** 107 Logo.

Fits '18-later FLFB, FLSB, FXBB, FXBR and FXFB models with Original Equipment perimeter bolt air cleaner cover.

### D. BOBBER-STYLE ROUND AIR CLEANER COVER

Low-profile round air cleaner cover adds an attractive nostalgic look to any bike's profile. This cover can be accented with your choice of stylish air cleaner trim collections (sold separately) for a personalized look. The cover features a cut-away bottom design that exposes the filter element to maximize the airflow when installed with a Screamin' Eagle® High-Flow Air Cleaner Kit.

Fits '12-'16 XL1200V and '11-'15 FLS and FXS models with Original Equipment round air cleaner. Also fits models equipped with Screamin' Eagle Round High-Flow Air Cleaner Kits.

**61300120** Chrome.

**61300128** Gloss Black.



A. DARK CUSTOM LOGO COLLECTION – AIR CLEANER TRIM



B. AIR CLEANER TRIM – BAR & SHIELD



C. AIR CLEANER TRIM – BRUSHED ALUMINUM



D. BOBBER-STYLE ROUND AIR CLEANER COVER – CHROME



D. BOBBER-STYLE ROUND AIR CLEANER COVER – GLOSS BLACK



E. SCREAMIN' EAGLE WEDGE HIGH-FLOW AIR CLEANER



E. SCREAMIN' EAGLE WEDGE HIGH-FLOW AIR CLEANER – CHROME



E. SCREAMIN' EAGLE WEDGE HIGH-FLOW AIR CLEANER – BLACK



F. MILWAUKEE-EIGHT ENGINE AIR CLEANER COVER – GLOSS BLACK

## SCREAMIN' EAGLE® 353

Milwaukee-Eight® Stage I Upgrade

### E. SCREAMIN' EAGLE® WEDGE HIGH-FLOW AIR CLEANER

Screamin' Eagle® High-Flow Air Cleaner Kits allow free breathing and unobstructed airflow to your Milwaukee-Eight® engine—while maintaining a subtle Original Equipment look. These kits feature a die-cast back plate sized to provide an open-element function that permits airflow around the entire perimeter of the air cleaner and through the ram air opening at the front. Your engine gets more air, and you feel more power throughout the rev range. Kit includes the die-cast back plate, a high-flow oiled-cotton filter element, all required installation gaskets and hardware and a diamond-cut Screamin' Eagle medallion to finish the look. Kits are available with your choice of chrome or textured black back plate to match your customizing style. 50-State U.S. EPA compliant.

Fits '17-later Touring and Trike models equipped with wedge style air cleaner. Not compatible with air cleaner cover on CVO™ Touring models. All models require ECM calibration with Screamin' Eagle® Pro Street Tuner for proper installation. ECE compliant on '17-later CVO™ Touring models. Pending approval for use in California on '21-'22 models. Refer to H-D.com/shop for status.

**29400246A** Chrome.

**29400245A** Black.

Also available:

### SCREAMIN' EAGLE AIR CLEANER MEDALLION – MILWAUKEE-EIGHT

Dress your factory air cleaner cover with a diamond-cut Screamin' Eagle medallion. Lock patch holds the medallion firmly in place and is easy to remove for access to the air cleaner hardware.

**61300762**

Fits '17-later Touring and Trike models equipped with Original Equipment wedge air cleaner cover. Does not fit CVO models.

### F. MILWAUKEE-EIGHT® ENGINE AIR CLEANER COVER – GLOSS BLACK

Complete the blacked-out look. This Gloss Black Air Cleaner Cover adds a sinister touch without changing the signature profile of your Milwaukee-Eight engine.

**61300828**

Fits '17-later Touring (except CVO) and Trike models with Original Equipment wedge style air cleaner or Screamin' Eagle Wedge High-Flow Air Cleaner.

Street legal and/or street compliant statements refer to product meeting 50-State emissions and noise standards in the United States.

The street legal and/or street compliant statements may not apply to markets outside of the United States.

Street legal and/or street compliant statements refer to product meeting 50-State emissions and noise standards in the United States.

The street legal and/or street compliant statements may not apply to markets outside of the United States.



# 354 SCREAMIN' EAGLE®

Milwaukee-Eight® Stage I Upgrade

## A. SCREAMIN' EAGLE HIGH-FLOW EXHAUST SYSTEM – SOFTAIL MODELS

The Screamin' Eagle® High-Flow Exhaust for Softail® models provides bolt-on performance by reducing the catalyst restrictions and improving exhaust flow. This High-Flow Exhaust is optimized for use with the Screamin' Eagle 128/131 Stage IV Kits or 131 Crate Engine equipped for Softail® models with Milwaukee-Eight® engine. Maximize the horsepower and torque of your performance build when your bike needs it most, all while reducing the weight of your exhaust system by over 20 percent. Offered in durable Satin Black or Stainless finishes to complement your customization journey. Go ahead, let it rip!

- Replaces the stock head pipe and mufflers with large diameter, free-flowing head pipes and matching muffler.
- Mandrel-bent and TIG welded stainless steel headers are meticulously assembled with race shop precision for perfect fitment on your motorcycle.
- Maintains flat torque curve from cruising RPM to redline.
- 2-into-1 full exhaust system reduces weight and provides serious performance look.
- Pre-tapped for stock or wide-band O2 sensors for easy, emissions-compliant installation.
- Dial system to motorcycle by using the Screamin' Eagle® Street Performance Tuner in tune ECM specifically to match performance upgrades.

49-State U.S. EPA Compliant on select '18-later Softail® models. Refer to [www.H-D.com/Shop](http://www.H-D.com/Shop) for status.

Fits '18-later Softail models (except FXDRS, FLFB, FLFBS, FXBR, and FXBRS). Compliant 49-State, Canada, Australia, and New Zealand. Also fits '18-20 Softail models sold in Mexico. Does not fit California models.

**64900828** Satin Black.

**64900829** Stainless.



A. SCREAMIN' EAGLE HIGH-FLOW EXHAUST SYSTEM – SOFTAIL MODELS



A. SCREAMIN' EAGLE® SOFTAIL® MODEL HIGH-FLOW EXHAUST SYSTEM – SOFTAIL MODELS, SATIN BLACK



A. SCREAMIN' EAGLE® SOFTAIL® MODEL HIGH-FLOW EXHAUST SYSTEM – SOFTAIL MODELS, STAINLESS

NOTE: There is no warranty on exhaust pipes and mufflers with regard to any discoloration. Blueing is caused by tuning characteristics, cam timing, carburetor jetting, over-heating, etc. and is not caused by defective manufacturing.

Street legal and/or street compliant statements refer to product meeting 50-State emissions and noise standards in the United States.

The street legal and/or street compliant statements may not apply to markets outside of the United States.



B. SCREAMIN' EAGLE STREET CANNON MUFFLERS – CHROME, SHORT (SHOWN ON SOFTAIL DELUXE MODEL)



B. SCREAMIN' EAGLE STREET CANNON MUFFLERS – CHROME, LONG (SHOWN ON FAT BOY MODEL)



B. STANDARD CHROME MUFFLER END CAPS (INCLUDED WITH STREET CANNON MUFFLERS)



C. SCREAMIN' EAGLE SATIN BLACK MUFFLER END CAPS

# SCREAMIN' EAGLE® 355

Milwaukee-Eight® Stage I Upgrade

## B. SCREAMIN' EAGLE® STREET CANNON MUFFLERS – CHROME

Call attention to your ride without calling attention to your ride. Tuned to provide a deep bass exhaust note and great rumble throughout the RPM range, these 3.5" Street Cannon mufflers deliver the famous Harley sound while preserving the peace with your neighbors. You get a nice bark when you get on the throttle, and a deep mellow tone when cruising at constant speed. The tuned baffles work with the internal high-flow catalyst to strike the perfect balance required to deliver performance that you can feel in your gut. The large 3.5" diameter Street Cannons provide free flow of exhaust gases with just the right amount of back pressure for a smooth-running ride. Mufflers include matching chrome end caps with subtle engraved Screamin' Eagle logo. Looking to black out your ride? Optional satin black wrap-around muffler shields and end caps are available to complete the look.

**64900636** Short – Domestic. Fits '18-later FLDE, FLHC and FLHCS models. Includes chrome muffler end caps. Installation requires separate purchase of Muffler Clamps P/N 65900012 (Qty 2) and Exhaust Gaskets P/N 65900017 (Qty 2). All models require ECM calibration with Screamin' Eagle Pro Street Tuner (sold separately). Pending approval for use in California on '21-'22 models. Refer to [H-D.com/shop](http://H-D.com/shop) for status.

**64901192** Short – ECE Certified. Designed for International markets that require ECE certified mufflers. Fits '21-later FLDE, FLHC and FLHCS models. Includes chrome muffler end caps. Installation requires separate purchase of Muffler Clamps P/N 65900012 (Qty 2) and Exhaust Gaskets P/N 65900017 (Qty 2).

**64900638** Short – ECE Certified. Designed for International markets that require ECE certified mufflers. Fits '18-'20 FLDE, FLHC and FLHCS models. Includes chrome muffler end caps. Installation requires separate purchase of Muffler Clamps P/N 65900012 (Qty 2) and Exhaust Gaskets P/N 65900017 (Qty 2).

**64900690** Long – Domestic. Fits '18-later FLFB, FLFBS, FLFL, FXBB, FXBBS, FXBR, FXBRS, FXLR, FXLRS, FXLRST and FXST models. Includes chrome muffler end caps. Installation requires separate purchase of Muffler Clamps P/N 65900012 (Qty 2) and Exhaust Gaskets P/N 65900017 (Qty 2). All models require ECM calibration with Screamin' Eagle® Pro Street Tuner (sold separately). Pending approval for use in California on '21-'22 models. Refer to [H-D.com/shop](http://H-D.com/shop) for status.

**64901193** Long – ECE Certified. Designed for International markets that require ECE certified mufflers. Fits '21-later FLFB, FLFBS, FLFL, FXBB, FXBBS, FXBR, FXBRS, FXLR, FXLRS, FXLRST and FXST models. Includes chrome muffler end caps. Installation requires separate purchase of Muffler Clamps P/N 65900012 (Qty 2) and Exhaust Gaskets P/N 65900017 (Qty 2).

**64900691** Long – ECE Certified. Designed for International markets that require ECE certified mufflers. Fits '18-'20 FLFB, FLFBS, FLFL, FXBB, FXBBS, FXBR, FXBRS, FXLR, FXLRS, FXLRST and FXST models. Includes chrome muffler end caps. Installation requires separate purchase of Muffler Clamps P/N 65900012 (Qty 2) and Exhaust Gaskets P/N 65900017 (Qty 2).

## C. MUFFLER END CAPS – 3.5" SATIN BLACK

These easy-to-install caps allow you to finish your Softail® 3.5" Screamin' Eagle Street Cannon mufflers your way. Sold in pairs these Satin Black end caps feature a subtle engraved Screamin' Eagle script for a clean look. Installation hardware included.

**65100153**

Fits '18-later Softail® models equipped with Screamin' Eagle Street Cannon Mufflers P/N 64900636, 64900638, 64900690 or 64900691.

NOTE: There is no warranty on exhaust pipes and mufflers with regard to any discoloration. Blueing is caused by tuning characteristics, cam timing, carburetor jetting, over-heating, etc. and is not caused by defective manufacturing.

Street legal and/or street compliant statements refer to product meeting 50-State emissions and noise standards in the United States.

The street legal and/or street compliant statements may not apply to markets outside of the United States.



# 356 SCREAMIN' EAGLE®

Milwaukee-Eight® Stage I Upgrade

## A. SCREAMIN' EAGLE® STREET® CANNON MUFFLERS – SPORT GLIDE™ MODELS

Tuned to provide a deep bass exhaust note and great rumble throughout the RPM range, this 4.5" Street Cannon muffler delivers the famous Harley sound while preserving the peace with your neighbors. You get a nice bark when you get on the throttle, and a deep mellow tone when cruising at constant speed. The tuned baffle works with the internal high-flow catalyst to strike the perfect balance required to deliver performance that you can feel in your gut. The large 4.5" diameter Street Cannon provides free flow of exhaust gases with just the right amount of back pressure for a smooth-running ride and can be fitted with a wide variety of styled muffler end caps to provide the perfect finishing touch. Requires choice of chrome or satin black muffler shield with laser etched logo.

Fits '18-later FLSB models. Installation requires separate purchase of Muffler Shield, Muffler End Cap, Muffler Clamp P/N 65900007 (Qty 1) and Muffler Gasket P/N 65900040 (Qty 1). Requires ECM calibration with Screamin' Eagle Pro Street Tuner (sold separately). Pending approval for use in California on '21 models. Refer to H-D.com/shop for status.

**64900752** Chrome.

**64900754** Black.

Designed for International markets that require ECE certified mufflers. Fits '21-later FLSB models. Installation requires separate purchase of Muffler Shield, Muffler End Cap, Muffler Clamp P/N 65900007 (Qty 1) and Muffler Gasket P/N 65900040 (Qty 1).

**64901190** Chrome,

**64901191** Black,

Designed for International markets that require ECE certified mufflers. Fits '18-'20 FLSB models. Installation requires separate purchase of Muffler Shield, Muffler End Cap, Muffler Clamp P/N 65900007 (Qty 1) and Muffler Gasket P/N 65900040 (Qty 1).

**64900756** Chrome, ECE

**64900758** Black, ECE

### Shown with:

#### MUFFLER SHIELD

Styled to hug the lines of the uniquely shaped stepped muffler design of the Screamin' Eagle Street Cannon for Sport Glide® models. Offered in both chrome and satin black and feature a subtle engraved Screamin' Eagle script for a clean look.

Fits '18-later FLSB models equipped with Screamin' Eagle Street Cannon Mufflers P/Ns 64900752, 64900754, 64900756, 64900758.

**65400466** Chrome.

**65400468** Black.

## B. MUFFLER END CAPS – 4.5"

Fits '18-later FLSB and '17-later Touring models equipped with 4.5" Screamin' Eagle Street Cannon Mufflers. Does not fit CVO™ Touring mufflers. Sold Individually.

**1. 65100165** Slash Cut – Chrome.

**2. 65100166** Slash Cut – Black.

**3. 65100216** Empire – Chrome.

**4. 65100217** Empire – Black.

**5. 65100218** Empire – Machine Cut.

**6. 65100160** Two-Piece – Chrome.

**7. 65100161** Two-Piece – Black.

NOTE: There is no warranty on exhaust pipes and mufflers with regard to any discoloration. Blueing is caused by tuning characteristics, cam timing, carburetor jetting, over-heating, etc. and is not caused by defective manufacturing.

Street legal and/or street compliant statements refer to product meeting 50-State emissions and noise standards in the United States.

The street legal and/or street compliant statements may not apply to markets outside of the United States.



A. SCREAMIN' EAGLE STREET CANNON MUFFLERS – SPORT GLIDE MODELS, BLACK (SHOWN WITH BLACK MUFFLER SHIELD)



A. SCREAMIN' EAGLE STREET CANNON MUFFLERS – SPORT GLIDE MODELS, CHROME (SHOWN WITH CHROME MUFFLER SHIELD)



B. MUFFLER END CAPS



C. SATIN BLACK MUFFLER SHIELDS – SHORT (SHOWN ON FLHC MODEL WITH SATIN BLACK EXHAUST SHIELDS)



D. SATIN BLACK EXHAUST SHIELD KITS



D. SATIN BLACK EXHAUST SHIELD KIT



D. SATIN BLACK COLLECTOR SHIELD – FAT BOB MODELS

# SCREAMIN' EAGLE® 357

Milwaukee-Eight® Stage I Upgrade

## C. SATIN BLACK MUFFLER SHIELDS

Complete the blacked-out look. These rich satin-black shields wrap the chrome Street Cannon mufflers and complete the conversion to a sinister look. Styled to hug the lines of the mufflers, the blunt-cut shields are sized to expose the muffler end cap for a custom touch. Easy-to-install kit includes front and rear shields and black mounting clamps.

**65400457** Short Shields.

Fits '18-later FLDE, FLHC and FLHCS models equipped with Screamin' Eagle® Street Cannon Mufflers P/N 64900636 or 64900638.

**65400461** Long Shields.

Fits '18-later FLFB, FLFBS, FLFL, FXBB, FXBBS, FXBR, FXBRS, FXLR, FXLRS, FXLRST and FXST models equipped with Screamin' Eagle® Street Cannon Mufflers P/N 64900690 or 64900691.

## D. SATIN BLACK EXHAUST SHIELD KIT

Extend the custom look along the bike's entire profile. These formed steel exhaust shields are available in a unique satin black ceramic finish that complements black Screamin' Eagle Street Cannon Muffler Shields. This exhaust shield kit has survived stringent Harley-Davidson testing for durability and corrosion resistance. Manufactured to Original Equipment standards for exact fit, the easy-to-install kit includes front and rear head pipe shields.

**65400458**

Fits '18-later FLDE, FLHC and FLHCS models.

**65400459**

Fits '18-later FLFL, FXLR and FXST models.

**65400460**

Fits '18-later FLFB, FLFBS, FXBR and FXBRS models.

**65400472**

Fits '18-later FLSB, FXFB, FXFBS and '19-'20 FXDRS models.

**65400480**

Fits '18-'21 FLSB models.

**65400481** Collector Shield.

Fits '18-later FXFB and FXFBS models.

NOTE: There is no warranty on exhaust pipes and mufflers with regard to any discoloration. Blueing is caused by tuning characteristics, cam timing, carburetor jetting, over-heating, etc. and is not caused by defective manufacturing.

Street legal and/or street compliant statements refer to product meeting 50-State emissions and noise standards in the United States.

The street legal and/or street compliant statements may not apply to markets outside of the United States.



# 358 SCREAMIN' EAGLE®

Milwaukee-Eight® Stage I Upgrade

## A. SCREAMIN' EAGLE® STREET CANNON PERFORMANCE SLIP-ON MUFFLERS – 4.5" E

Dialed in to enhance the performance of the Milwaukee-Eight® engine, these slip-on mufflers feature a large inlet for improved airflow. When teamed with a free-flowing air cleaner, these Street Cannon mufflers deliver horsepower and torque gains you can feel. The large 4.5" diameter mufflers are tuned to provide a rich exhaust note, a deep bass rumble and great throaty sound when you roll on the throttle. But to strike a balance with your neighbors, the large internal volume and strategically designed baffles help maintain the peace at partial throttle. The large-diameter body adds a muscular look to your ride, and the newly designed mounts keep the mufflers tucked in close to the bags for a clean profile and can be fitted with a wide variety of styled muffler end caps to provide the perfect finishing touch.

Fits '17-later Touring models. Does not fit Trike models. Installation requires separate purchase of Muffler Clamps P/N 65900012 and 65900015. Requires separate purchase of end caps. All models require ECM calibration with Screamin' Eagle® Pro Street Tuner for proper installation. Pending approval for use in California on '21-'22 models. Refer to H-D.com/shop for status.

**64900552A** Chrome.

**64900553B** Satin Black.

Fits '21-later Touring Models. Does not fit Trike models. Designed for International markets that require ECE-certified mufflers. Include matching Two-Piece Muffler end caps. Installation requires separate purchase of Muffler Clamps P/N 65900012 and 65900015.

**64901208** Chrome.

**64901205** Satin Black.

Fits '17-'20 Touring models. Does not fit Trike models. Designed for International markets that require ECE certified mufflers. Includes matching Two-piece Muffler end caps. Installation requires separate purchase of Muffler Clamps P/N 65900012 and 65900015.

**64900555A** Chrome – ECE Certified.

**64900554B** Satin Black – ECE Certified.

## B. SATIN BLACK EXHAUST SHIELD KIT

These formed steel exhaust shields feature a unique black coating that complements the finish of the Screamin' Eagle black slip-on mufflers. The rich black coating maintains its uniform black finish and has survived stringent Harley-Davidson testing for durability and corrosion resistance. Manufactured to Original Equipment standards for exacting fit, the easy-to-install kit includes front and rear head pipe shields.

**65400285A**

Fits '17-later Touring and Trike models.



**A. SCREAMIN' EAGLE STREET CANNON PERFORMANCE SLIP-ON MUFFLERS – 4.5" – CHROME (SHOWN WITH CHROME TWO-PIECE END CAPS)**



**A. SCREAMIN' EAGLE STREET CANNON PERFORMANCE SLIP-ON MUFFLERS – 4.5" – SATIN BLACK (SHOWN WITH SATIN BLACK TWO-PIECE END CAPS)**



**B. SATIN BLACK EXHAUST SHIELD KIT**

NOTE: There is no warranty on exhaust pipes and mufflers with regard to any discoloration. Blueing is caused by tuning characteristics, cam timing, carburetor jetting, over-heating, etc. and is not caused by defective manufacturing.

Street legal and/or street compliant statements refer to product meeting 50-State emissions and noise standards in the United States.

The street legal and/or street compliant statements may not apply to markets outside of the United States.



**C. TWO-PIECE MUFFLER END CAP KIT – 4.5" – CHROME**



**C. TWO-PIECE MUFFLER END CAP KIT – 4.5" – SATIN BLACK**



**D. MUFFLER END CAP KIT – 4.5" – BLUNT - STAINLESS**



**D. MUFFLER END CAP KIT – 4.5" – SLASH UP/DOWN - GLOSS BLACK**



**E. EMPIRE COLLECTION MUFFLER END CAP KIT – CHROME**



**E. EMPIRE COLLECTION MUFFLER END CAP KIT – MACHINE CUT**



**E. EMPIRE COLLECTION MUFFLER END CAP KIT – SATIN BLACK**



**E. EMPIRE COLLECTION MUFFLER END CAPS**



**F. BLUNT SLASH UP/DOWN/OUT MUFFLER END CAP KIT – 4.5" – CHROME**



**F. BLUNT SLASH UP/DOWN/OUT MUFFLER END CAP KIT – 4.5" – SATIN BLACK**

# SCREAMIN' EAGLE® 359

Milwaukee-Eight® Stage I Upgrade

## C. TWO-PIECE MUFFLER END CAP KIT – 4.5"

Shaped to provide a complete finishing touch to the rear of your bike, these slash-cut end caps feature a reverse cone rolled edge for a massive solid billet look. The reverse cone opening hugs the internal slotted flash suppressor-inspired barrel for a weapons-grade style.

Fits '17-later Touring models equipped with 4.5" Screamin' Eagle Street Cannon Mufflers and Screamin' Eagle High-Flow Exhaust Systems with 4.5" Street Cannon Mufflers.

**65100078** Chrome.

**65100076A** Satin Black.

## D. MUFFLER END CAP KIT – 4.5"

These easy-to-install performance end caps allow you to finish your 4.5" Screamin' Eagle® Street Cannon mufflers your way. Sold in pairs. Installation hardware included.

Fits '17-later Touring models equipped with 4.5" Screamin' Eagle Street Cannon Mufflers and Screamin' Eagle High-Flow Exhaust Systems with 4.5" Street Cannon Mufflers.

**65100196** Blunt/Stainless Steel.

**65100205** Slash Up/Down/Out-Gloss Black.

## E. EMPIRE COLLECTION MUFFLER END CAP KIT - 4.5"

Executed in durable cast and billet aluminum, these Empire™ Collection End Caps add a captivating custom detail that complements other matching accessories.

Fits '17-later Touring models equipped with 4.5" Screamin' Eagle Street Cannon Mufflers and Screamin' Eagle High-Flow Exhaust Systems with 4.5" Street Cannon Mufflers.

**65100219** Chrome.

**65100221** Machine Cut.

**65100220** Satin Black.

## F. BLUNT SLASH UP/DOWN/OUT MUFFLER END CAP KIT – 4.5"

These easy-to-install slash-cut end caps allow you to finish your 4.5" Screamin' Eagle Street Cannon mufflers your way. Sold in pairs. Installation hardware included.

Fits '17-later Touring models equipped with 4.5" Screamin' Eagle® Street Cannon mufflers. Does not fit CVO™ Touring mufflers. Also fits High-Flow Exhaust Systems P/N's 64800059, 64800062, 65600329, 65600330, 65600331 and 65600332.

**65100085** Chrome.

**65100084A** Satin Black.

Street legal and/or street compliant statements refer to product meeting 50-State emissions and noise standards in the United States.

The street legal and/or street compliant statements may not apply to markets outside of the United States.



# 360 SCREAMIN' EAGLE®

Milwaukee-Eight® Stage I Upgrade

## A. SCREAMIN' EAGLE® HIGH-FLOW EXHAUST SYSTEM WITH STREET CANNON MUFFLERS

The Screamin' Eagle® High-Flow Exhaust system provides bolt-on performance by reducing the catalyst restrictions and improving exhaust flow. This exhaust system is optimized for use with Screamin' Eagle Stage Kit-equipped Milwaukee Eight® engines. The complete exhaust system starts with race-shop constructed oversized mandrel-bent and hand TIG-welded stainless steel head pipes, and flows through a unique crossover to improve the flow of spent cylinder gasses. The large inlet 4.5" Street Cannon mufflers feature baffles that are optimized for aggressive performance and sound under acceleration, and deliver a rich mellow note. The combination of tuned-flow headers and Street Cannon mufflers with relocated catalyst maximizes horsepower, maintains solid midrange torque and manages heat. The proof is in the horsepower and torque numbers. Dial the system to your motorcycle by using the Screamin' Eagle Pro Street Tuner to tune your ECM specifically to match your performance upgrades. The complete system includes exhaust headers pre-tapped for standard or Screamin' Eagle wide-band O2 sensors, large 4.5" diameter Street Cannon mufflers, and matching exhaust heat shields. Complete the look with your choice of custom muffler end caps (sold separately). This High-Flow Exhaust System is designed to pair with a 128CI or 131CI Stage IV Kit or Crate Engine to ensure maximum performance. 49-State U.S. EPA compliant. Refer to [www.H-D.com/Shop](http://www.H-D.com/Shop) for status.

Fits '17-later Touring models. Does not fit Trike models. Does not fit with Dominion™ Transmission Side Covers. Separate purchase of Screamin' Eagle 4.5" endcaps required. All models require ECM calibration with Screamin' Eagle Pro Street Tuner for proper installation. See Dealer for details. Does not fit California models.

<b>65600329</b>	Stainless Steel with Satin Black Mufflers.
<b>65600330</b>	Gloss Black with Gloss Black Mufflers.
<b>65600331</b>	Chrome with Chrome Mufflers.
<b>65600332</b>	Satin Black with Satin Black Mufflers.



**A. SCREAMIN' EAGLE HIGH-FLOW EXHAUST SYSTEM WITH STREET CANNON MUFFLERS STAINLESS STEEL WITH SATIN BLACK MUFFLERS**



**A. SCREAMIN' EAGLE HIGH-FLOW EXHAUST SYSTEM WITH STREET CANNON MUFFLERS GLOSS BLACK WITH GLOSS BLACK MUFFLERS**



**A. SCREAMIN' EAGLE HIGH-FLOW EXHAUST SYSTEM WITH STREET CANNON MUFFLERS CHROME WITH CHROME MUFFLERS**



**A. SCREAMIN' EAGLE HIGH-FLOW EXHAUST SYSTEM WITH STREET CANNON MUFFLERS SATIN BLACK WITH SATIN BLACK MUFFLERS**

NOTE: There is no warranty on exhaust pipes and mufflers with regard to any discoloration. Blueing is caused by tuning characteristics, cam timing, carburetor jetting, over-heating, etc. and is not caused by defective manufacturing.

Street legal and/or street compliant statements refer to product meeting 50-State emissions and noise standards in the United States.

The street legal and/or street compliant statements may not apply to markets outside of the United States.



**B. SCREAMIN' EAGLE STREET CANNON PERFORMANCE SLIP-ON MUFFLERS (SHOWN WITH SLASH UP/DOWN/OUT END CAPS)**



**C. MUFFLER END CAPS – 4"**

# SCREAMIN' EAGLE® 361

Milwaukee-Eight® Stage I Upgrade

## B. SCREAMIN' EAGLE® STREET CANNON PERFORMANCE SLIP-ON MUFFLERS

Cue the orchestra. We tuned these mufflers to provide an exhaust note with some extra deep bass. You get the rumble you want and enhance that famous Harley sound, while preserving the peace with your neighbors. The tuned baffles work with the large internal volume to strike the perfect balance required to deliver performance that you can feel in your gut. The large 4.0" diameter Street Cannons provide free flow of exhaust gases with just the right amount of back pressure for a smooth-running ride. The die-cast Screamin' Eagle® medallion adds a rich touch to your bike's profile and a large selection of end cap designs are available (sold separately) to provide the perfect finishing touch. 50-State U.S. EPA compliant.

Fits '09-'16 Touring and '09-later Trike models (except CVO™ models and '10 FLHX and FLTRX models). Installation requires separate purchase of 4" end caps and Muffler Clamps P/N 65296-95A (Qty 2). All models require ECM calibration for proper installation. '17-later Trike models require recalibration with Screamin' Eagle Pro Street Tuner (sold separately).

<b>64900186B</b>	Chrome.
<b>64900187B</b>	Jet Black.

## C. MUFFLER END CAPS – 4"

These End Cap Kits allow you to personalize your Screamin' Eagle Street Performance Touring Mufflers. Available in your choice of styles, these easy-to-install caps are dressed with the same finish as the mufflers and exhaust shields for a consistent look front to back. Sold in pairs, the kit includes all required mounting hardware.

Fits '09-'16 Touring and '09-later Trike models equipped with Screamin' Eagle Street Cannon Touring 4" End Cap Mufflers. Does not fit 4" CVO Touring mufflers.

<b>65100062</b>	Short Slash.
<b>65100016</b>	Revolver.
<b>65100019</b>	Slash Up/Down/Out.
<b>65100017</b>	Fishtail.
<b>65100028</b>	Satin Black Anodized.
<b>80611-09</b>	Blunt Revolver.

NOTE: There is no warranty on exhaust pipes and mufflers with regard to any discoloration. Blueing is caused by tuning characteristics, cam timing, carburetor jetting, over-heating, etc. and is not caused by defective manufacturing.

Street legal and/or street compliant statements refer to product meeting 50-State emissions and noise standards in the United States.

The street legal and/or street compliant statements may not apply to markets outside of the United States.



# 362 SCREAMIN' EAGLE®

Milwaukee-Eight® Stage II Upgrade

## STAGE II

### THE BASICS

• Choose a **TORQUE CAM** or **POWER CAM** based on riding style

• A performance cam increases both the lift in the valve train (pushing the valve open farther) and the duration of the valve opening (how long the valve stays open)

When installed by an authorized Harley-Davidson® Dealer within 60 days of the vehicle purchase, compliant kits do not impact the vehicle's limited warranty.



**A. SCREAMIN' EAGLE® MILWAUKEE-EIGHT® STAGE II – TORQUE KIT (CHROME COVERS SHOWN)**

#### A. SCREAMIN' EAGLE® MILWAUKEE-EIGHT® STAGE II – TORQUE KIT

This kit was developed for the budget-minded rider who wants to experience crisp throttle response and acceleration he or she can feel at slower speeds. The 5% increase in torque can be felt immediately off the line and continues to build by up to a 14% increase @ 4500 RPM – the ideal power band for passing slow-moving vehicles.

##### SE8-447 Cam

- Delivers enhanced torque and horsepower in the low to mid RPM range
- Produces passing power without a downshift or high revs
- Minimally invasive, only requiring opening of the cam chest
- Retains Original Equipment Factory Warranty
- 50-State U.S. EPA compliant **Pending approval for use in California on '20-'22 models. Refer to [www.H-D.com/shop](http://www.H-D.com/shop) for status.**

Fits '18-later Softail® and '17-later Touring and Trike models. Not intended for use on '18-later CVO Touring models. Requires separate purchase of Cam Drive Retention Kit P/N 25566-06. Installation may require Cam Spacer Kit P/N 25928-06. For '17-'18 Touring models, installation of Oil Pump Cover P/N 62400206 is recommended (sold separately). All models require ECM calibration with Screamin' Eagle® Pro Street Tuner for proper installation. See Dealer for details. Pending approval for use in California on '21-later models. Refer to [H-D.com/shop](http://H-D.com/shop) for status.

**92500047** Chrome Covers.

**92500074** Gloss Black Covers.

### THE PERFORMANCE

#### TORQUE KIT

• The rider will feel up to a 15% increase in performance in the low to mid RPM range

• Experience crisp throttle response and acceleration that can be felt at slower speeds, perfect for passing slow moving vehicles without downshifting

#### POWER KIT

• The rider will feel up to a 25% increase in performance in the mid to upper RPM range

• Experience an adrenaline-pumping burst of speed while heading toward the red line



TORQUE



POWER



**B. SCREAMIN' EAGLE MILWAUKEE-EIGHT STAGE II – POWER KIT (GLOSS BLACK COVERS SHOWN)**

#### B. SCREAMIN' EAGLE MILWAUKEE-EIGHT STAGE II – POWER KIT

This kit was developed for the budget-minded rider who wants to experience that adrenaline-pumping burst of speed while heading toward the red line. The additional power starts to build @ 3000 RPM and continues to build by up to 24% at redline. Riding the bike aggressively will require downshifting to lower gears to keep the engine operating in the higher RPM range.

##### SE8-462 Cam

- Ideal for riders looking for excitement and willing to ride in the upper RPM range
- Produces greater acceleration in the mid and upper RPM range
- Minimally invasive, only requiring opening of the cam chest
- Retains Original Equipment Factory Warranty

• 50-State U.S. EPA compliant **Pending approval for use in California on '20-'22 models. Refer to [www.H-D.com/shop](http://www.H-D.com/shop) for status.**

Fits '18-later Softail® (except '22-later FXLRS and FXLRST) and '17-later Touring models. Does not fit Trike models. Requires separate purchase of Cam Drive Retention Kit P/N 25566-06. Installation may require Cam Spacer Kit P/N 25928-06. For '17-'18 Touring models, installation of Oil Pump Cover P/N 62400206 is recommended (sold separately). All models require ECM calibration with Screamin' Eagle® Pro Street Tuner for proper installation. See Dealer for details. Pending approval for use in California on '21-later models. Refer to [H-D.com/shop](http://H-D.com/shop) for status.

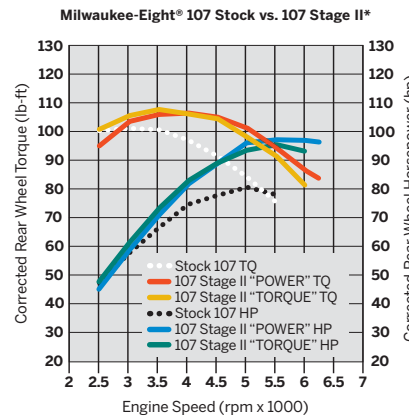
**92500058** Chrome Covers.

**92500075** Gloss Black Covers.

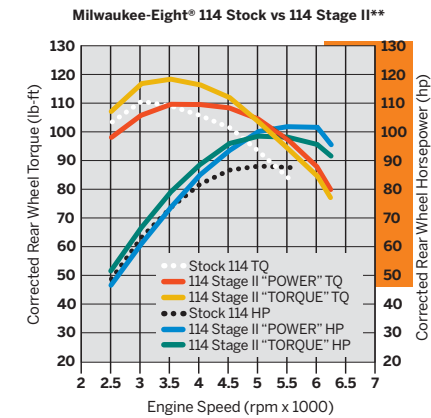
Description	Part Number	Lift @ Valve Intake/Exhaust	Duration @ .050" Intake/Exhaust	Timing @ .050" Lift Open/Closed	TDC Lift @ Valve Intake/Exhaust
Stock	25400190	.350"/.374"	174°/199°	Intake: 7° ATDC/1° ABDC Exhaust: 33° BBDC/14° BTDC	.057"/.048"
CVO™	25400273	.432"/.445"	188°/212°	Intake: 11° ATDC/19° ABDC Exhaust: 47° BBDC/15° BTDC	.044"/.044"
SE8-447 TORQUE	25400199	.447"/.462"	197°/217°	Intake: 0° ATDC/17° ABDC Exhaust: 42° BBDC/5° BTDC	.080"/.064"
SE8-462 POWER	25400200	.462"/.463"	197°/235°	Intake: 7° ATDC/24° ABDC Exhaust: 53° BBDC/2° BTDC	.057"/.086"
SE8-498 POWER Included in Stage III Kit	25400202	.498"/.491"	209°/247°	Intake: 4° ATDC/33° ABDC Exhaust: 60° BBDC/7° BTDC	.065"/.103"
SE8-515 POWER Included in Stage IV Kit	25400201	Front Cylinder .515"/.513"	Front Cylinder 227°/249°	Front Cylinder Intake: 2° BTDC/45° ABDC Exhaust: 62° BBDC/7° ATDC	Front Cylinder .056"/.066"
		Rear Cylinder .516"/.515"	Rear Cylinder 219°/242°	Rear Cylinder Intake: 6° ATDC/45° ABDC Exhaust: 61.5° BBDC/.5° ATDC	Rear Cylinder .036"/.052"
SE8-517 POWER Included in Stage IV Kit	25400353	Front Cylinder .515"/.513"	Front Cylinder 227°/242°	Front Cylinder Intake: 7° BTDC/40° ABDC Exhaust: 62° BBDC/7° ATDC	Front Cylinder .112"/.066"
		Rear Cylinder .515"/.513"	Rear Cylinder 227°/242°	Rear Cylinder Intake: 7° ATDC/40° ABDC Exhaust: 61° BBDC/.5° ATDC	Rear Cylinder .112"/.052"

Theoretical, based on rocker arm ratio of 1.65. Valve train components, operation temperature and tolerance stack-up will affect actual lifts.

#### C. SCREAMIN' EAGLE PERFORMANCE CAM SPECS



\* FLHX 107 Stage II "POWER" with Ventilator A/C & Street Cannon Mufflers  
\* FLHX 107 Stage II "TORQUE" with Heavy Breather A/C & Street Cannon Mufflers



\*\* FLHXSE 114 Stage II "POWER" with Ventilator A/C & Street Cannon Mufflers  
\*\* FLHXSE 114 Stage II "TORQUE" with Heavy Breather A/C & Street Cannon Mufflers

# SCREAMIN' EAGLE® 363

Milwaukee-Eight® Cams

## STAGE II

#### C. MILWAUKEE-EIGHT® PERFORMANCE CAMS

##### Screamin' Eagle® SE8-447 Cam – Torque

- Enhanced torque in the low to mid RPM band
- Ideal for a fully loaded bike
- Increased horsepower in the mid RPM range
- Responds well to roll-on throttle application
- Crisp throttle response and acceleration at lower speeds
- Can be used with stock valve springs

Fits '18-later Softail® and '17-later Touring and Trike models. Requires separate purchase of Cam Drive Retention Kit P/N 25566-06. Installation requires removal of rocker box covers and rocker arms or installation of adjustable push-rods. Installation may require Cam Spacer Kit P/N 25928-06. All models require ECM calibration with Screamin' Eagle® Pro Street Tuner for proper installation. Pending Regulatory approval for '21-later models. Refer to product information at [www.H-D.com/shop](http://www.H-D.com/shop) for status.

##### 25400199

##### Screamin' Eagle SE8-462 Cam – Power

- Improved power in mid and upper RPM band
- Ideal for a fully loaded bike
- Thrilling acceleration and crisp throttle response
- Ideal for rider who likes to downshift and twist the throttle
- Responds well to aggressive throttle application
- Can be used with stock valve springs

Fits '18-later Softail® and '17-later Touring models. Requires separate purchase of Cam Drive Retention Kit P/N 25566-06. Installation may require Cam Spacer Kit P/N 25928-06. All models require ECM calibration with Screamin' Eagle® Pro Street Tuner for proper installation. Pending Regulatory approval for '20-later models. Refer to product information at [www.H-D.com/shop](http://www.H-D.com/shop) for status.

##### 25400200

##### Screamin' Eagle SE8-498 Cam – Power

Replacement cam for models equipped with Screamin' Eagle® Milwaukee-Eight® Stage III Kits.

- Improved acceleration on the straightaway
- Ideal for lighter bike with bigger displacement
- Exhilarating acceleration at high engine speeds.
- Responds well to a healthy twist of the throttle
- High-lift profile for complete filling of cylinders
- Requires Performance Valve Springs P/N 18100080

##### 25400202

##### Screamin' Eagle SE8-515 Cam

Replacement cam for models equipped with Screamin' Eagle Milwaukee-Eight 114 or 171ci Stage IV kits.

- Hard acceleration off the line
- Improved mid-range and high RPM horsepower
- Stump-pulling torque throughout the RPM band
- Significant increase in rear wheel torque and power
- High lift and long duration for complete cylinder filling
- Requires Performance Valve Springs P/N 18100080

##### 25400201

##### Screamin' Eagle SE8-517 Cam

Developed for Milwaukee-Eight® 128CI and 131CI Stage IV kits, this high-performance cam enhances efficient filling of the cylinder at the optimum timing. Offered as a stand-alone component for the engine builder looking to develop a custom performance recipe, it provides premium mid- to upper-range power.

Replacement cam for models equipped with Screamin' Eagle Milwaukee-Eight 128 or 131CI Stage IV kits.

##### 25400353



## 364 SCREAMIN' EAGLE®

Milwaukee-Eight® Stage II Upgrade

### A. SCREAMIN' EAGLE® PREMIUM TAPERED QUICK-INSTALL ADJUSTABLE PUSHRODS

These premium pushrods are tapered for enhanced clearance at the cylinder head, allowing the use of higher-lift cams. The one-piece chrome moly tube adds rigidity and durability and the threaded adjustment feature provides easy cam installation without removing the cylinder heads or rocker boxes. To simplify adjustment, the tube features six flats, with one flat marked with a large dot for tracking the adjustment. The threaded rod features 4 flats to reduce wrench swing. Kit includes 4 pushrods and required pushrod tube covers.

Fits '18-later Softail® and '17-later Touring and Trike models.

**17900073** With Black Covers.

**17900058** With Chrome Covers.

### B. SCREAMIN' EAGLE PERFORMANCE VALVE SPRING KIT

These performance beehive-shaped valve springs provide increased stiffness and strength in a compact design. Designed to support the installation of higher lift cams, these performance springs help maintain the stability of the valve train in high RPM conditions. Complete kit includes 8 springs, upper collars and keepers and lower collars with integral valve seals. Recommended for use with cam lifts greater than .470".

**18100080**

Fits '18-later Softail and '17-later Touring and Trike models.



A. SCREAMIN' EAGLE PREMIUM TAPERED QUICK-INSTALL ADJUSTABLE PUSHRODS – MILWAUKEE-EIGHT POWERTRAIN – BLACK COVERS



A. SCREAMIN' EAGLE PREMIUM TAPERED QUICK-INSTALL ADJUSTABLE PUSHRODS – MILWAUKEE-EIGHT POWERTRAIN – CHROME COVERS



B. SCREAMIN' EAGLE PERFORMANCE VALVE SPRING KIT – MILWAUKEE-EIGHT POWERTRAIN

Street legal and/or street compliant statements refer to product meeting 50-State emissions and noise standards in the United States.

The street legal and/or street compliant statements may not apply to markets outside of the United States.

SCREAMIN' EAGLE® 365





# 366 SCREAMIN' EAGLE®

Milwaukee-Eight® Stage III Upgrade

## STAGE III

### A. SCREAMIN' EAGLE® MILWAUKEE-EIGHT® ENGINE STAGE III KITS

This Stage III kit has been developed for the rider looking for a solid "seat of the pants" increase you can feel every time you roll on the throttle. The bump up in displacement and compression deliver a significant increase in torque and power over stock, all the while restoring the sensation of riding solo when you're loaded down. The Stage III 107CI to 119CI upgrade delivers up to 23% more horsepower and 17% more torque and the 114CI to 122CI upgrade increases power by up to 15% and 13% more torque when compared to the Original Equipment engine configurations. Plus there's a one-year manufacturer's warranty and eligibility for coverage under factory vehicle warranty when dealer-installed within 60 days of vehicle purchase.

- Delivers increased response throughout the entire RPM range.
- Provides thrilling acceleration when twisting the throttle.
- Maintains flat torque curve from cruising RPM to redline.
- Can be installed without removing the engine from chassis.

49-State U.S. EPA Compliant on select '18-later Softail® Models. Refer to [www.H-D.com/Shop](http://www.H-D.com/Shop) for status.

#### Performance components include:

- Screamin' Eagle® 4.155 Big Bore Bolt-On Cylinders
- Screamin' Eagle® Forged 11.0:1 High-Compression Pistons and Rings
- Screamin' Eagle SE8-447 Torque
- Screamin' Eagle High Capacity Tappets
- Screamin' Eagle High Performance Cam Bearing
- Screamin' Eagle Stage III Timer Cover & Insert
- Multi-layer coated Head Gaskets
- Cylinder Base and Cam Cover Gaskets
- Most necessary gaskets and seals
- Appropriate 119CI or 122CI Timer Cover Medallion and Timer Cover Base

### SCREAMIN' EAGLE® STAGE III - 107CI TO 119CI KIT

Fits '18-later Softail® models equipped with 107CI Milwaukee-Eight engine. FXFB models require separate purchase of Screamin' Eagle® Softail High-Flow Exhaust System P/N's 64900828 or 64900829. Requires separate purchase of Cam Drive Retention Kit P/N 25566-06. Installation may require Cam Spacer Kit P/N 25928-06. All models require ECM calibration with Screamin' Eagle Pro Street Tuner for proper installation.

**92500083** Black Non-Highlighted.

**92500096** Black Highlighted.

### SCREAMIN' EAGLE STAGE III - 114CI OR 117CI TO 122CI KIT

Fits '18-later Softail® models equipped with 114 or 117CI Milwaukee-Eight engines. Requires separate purchase of Cam Drive Retention Kit P/N 25566-06. Installation may require Cam Spacer Kit P/N 25928-06. FXFB and FXFBS models require separate purchase of Screamin' Eagle Softail High Flow Exhaust P/N's 64900828 or 64900829. FXDR114 models require separate purchase of Header Pipe Assembly P/N 65600300. All models require ECM calibration with Screamin' Eagle Pro Street Tuner for proper installation.

**92500097** Black Highlighted.



A. SCREAMIN' EAGLE® MILWAUKEE-EIGHT® ENGINE STAGE III KITS  
BLACK NON-HIGHLIGHTED



A. SCREAMIN' EAGLE® MILWAUKEE-EIGHT® ENGINE STAGE III KITS  
BLACK HIGHLIGHTED

Street legal and/or street compliant statements refer to product meeting 50-State emissions and noise standards in the United States.

The street legal and/or street compliant statements may not apply to markets outside of the United States.

## STAGE III

# SCREAMIN' EAGLE® 367

Milwaukee-Eight® Stage III Upgrade

### B. SCREAMIN' EAGLE® MILWAUKEE-EIGHT® ENGINE STAGE III KITS

This Stage III kit has been developed for the rider looking for a solid "seat of the pants" increase you can feel every time you roll on the throttle. The bump up in displacement and compression deliver a significant increase in torque and power over stock, all the while restoring the sensation of riding solo when you're loaded down. The Stage III 107CI to 119CI upgrade delivers up to 23% more horsepower and 17% more torque and the 114CI to 122CI upgrade increases power by up to 15% and 13% more torque when compared to the Original Equipment engine configurations. Plus there's a one-year manufacturer's warranty and eligibility for coverage under factory vehicle warranty when dealer-installed within 60 days of vehicle purchase.

- Delivers increased response throughout the entire RPM range.
- Produces flexible roll-on passing power without a required downshift.
- Delivers excellent stop-light to freeway speed on-ramp acceleration.

49-State U.S. EPA Compliant on select '18-later Softail and '17-later Touring models. Refer to [www.H-D.com/Shop](http://www.H-D.com/Shop) for status.

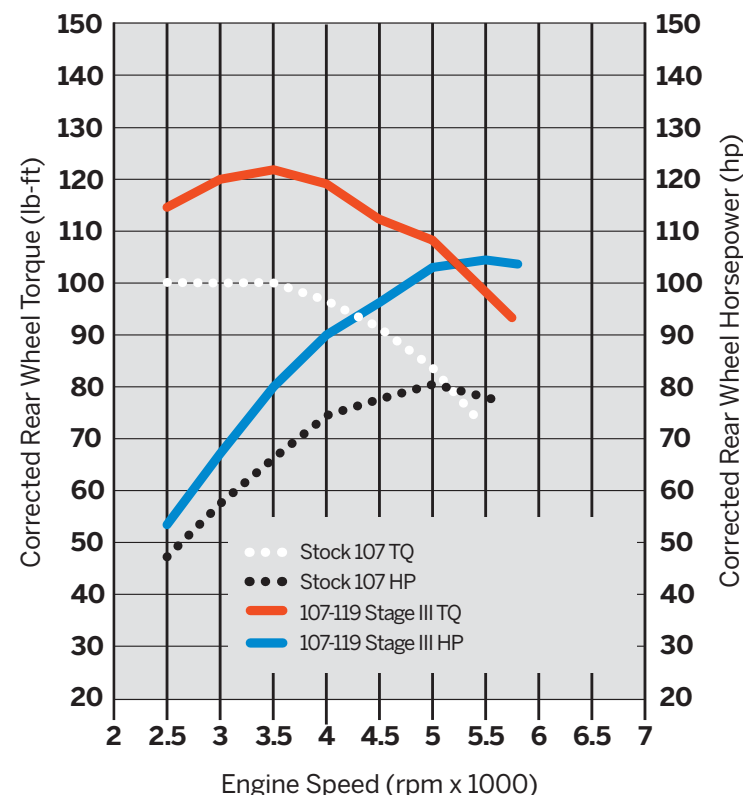
#### Performance components include:

- Screamin' Eagle® 4.155 Big Bore Bolt-On Cylinders
- Screamin' Eagle® Forged 11.0:1 High-Compression Pistons and Rings
- Screamin' Eagle SE8-447 Torque Cam
- Screamin' Eagle High Capacity Tappets
- Screamin' Eagle High Performance Cam Bearing
- Screamin' Eagle Stage III Timer Cover & Insert
- Multi-layer coated Head Gaskets
- Cylinder Base and Cam Cover Gaskets
- Most necessary gaskets and seals
- Appropriate 119CI or 122CI Timer Cover Medallion and Timer Cover Base



B. SCREAMIN' EAGLE® MILWAUKEE-EIGHT® ENGINE STAGE III KITS

### Milwaukee-Eight 107 Touring Stock vs. 107-to-119 Stage III Kit w/ Street Cannons & Ventilator A/C



### SCREAMIN' EAGLE® STAGE III - 107CI TO 119CI KIT

Fits '17-later Touring and '18-later Softail® models equipped with 107CI Milwaukee-Eight® engine. Does not fit Trike models. Requires separate purchase of Cam Drive Retention Kit P/N 25566-06. Installation may require Cam Spacer Kit P/N 25928-06. For '17-'18 Touring models, installation of Oil Pump Cover P/N 62400206 is recommended (sold separately). '17-'19 models require separate purchase of High-Capacity Oil Pump P/N 62400247. All models require ECM calibration with Screamin' Eagle Pro Street Tuner for proper installation.

**92500084** Black Highlighted.

### SCREAMIN' EAGLE STAGE III - 114CI OR 117CI TO 122CI KIT

Fits '17-later Touring and '18-later Softail models equipped with 114 or 117CI Milwaukee Eight engines. Does not fit Trike models. Requires separate purchase of Cam Drive Retention Kit P/N 25566-06. FXFBS models require separate purchase of Screamin' Eagle Softail High Flow Exhaust P/N's 64900828 or 64900829. Installation may require Cam Spacer Kit P/N 25928-06. For '17-'18 Touring models, installation of Oil Pump Cover P/N 62400206 is recommended (sold separately). '17-'19 models require separate purchase of High-Capacity Oil Pump P/N 62400247 for Oil-Cooled models or 62400248 for Twin-Cooled models All models require ECM calibration with Screamin' Eagle Pro Street Tuner for proper installation. Does not fit California models.

**92500086** Black Highlighted.

Street legal and/or street compliant statements refer to product meeting 50-State emissions and noise standards in the United States.

The street legal and/or street compliant statements may not apply to markets outside of the United States.





**STAGE IV**

**SCREAMIN' EAGLE® 369**

Milwaukee-Eight® Stage IV Upgrade

**B. SCREAMIN' EAGLE® MILWAUKEE-EIGHT® ENGINE STAGE IV KIT – 107CI TO 128CI**

This Stage IV Kit was designed to deliver maximum horsepower – all the way to the redline. Features new CNC-ported heads with 1mm bigger valves and fully machined combustion chambers. Coupled with the kit's high-lift SE8-517 cam, high compression pistons and a 64mm throttle body and intake manifold, this combination delivers a thrilling 126 ft-lb of torque and 121 HP rear-wheel output when paired with Screamin' Eagle® Street Cannon Mufflers. It's designed to run wide open at high-end RPMs and provide a significant boost of torque from cruising speed. You'll feel the difference as soon as you twist the throttle. When installed by an authorized Harley-Davidson® Dealer within 60 days of the vehicle purchase, compliant kits do not impact the vehicle's limited warranty.

- Delivers increased response throughout the entire RPM range
- Provides thrilling acceleration when twisting the throttle
- Maintains flat torque curve from cruising RPM to redline
- Can be installed without removing the engine from chassis

49-State U.S. EPA Compliant on select '17-later Touring Models.

**Performance components include:**

- Screamin' Eagle CNC Ported Cylinder Head with CNC machined chamber and 1mm larger valves
- 128 Stage IV Timer cover
- SE8-517 High-Lift Cam
- Forged High Compression Pistons
- Screamin' Eagle High Performance Cam Bearing
- Screamin' Eagle High Performance Tappets
- Screamin' Eagle 4.31" Steel Sleeve Cylinders
- Screamin' Eagle 64mm Throttle Body and Cast Manifold
- Screamin' Eagle High Flow Injectors (5.5 g/sec)

Fits '17-'18 Touring models equipped with air/Oil-Cooled Milwaukee-Eight 107CI engine. Does not fit Trike models. '17-'19 models require separate purchase of High-Capacity Oil Pump P/N 62400248. '17-'18 Screamin' Eagle High-Capacity Clutch Plate Kit P/N 37000258. All models require ECM recalibration with the Pro Street Tuner for proper installation.

<b>92500077</b>	Twin-Cooled™ Black Highlighted.
<b>92500078</b>	Oil-Cooled Black Highlighted.



**B. SCREAMIN' EAGLE® MILWAUKEE-EIGHT® ENGINE STAGE IV KIT TWIN-COOLED -BLACK HIGHLIGHTED**



**B. SCREAMIN' EAGLE® MILWAUKEE-EIGHT® ENGINE STAGE IV KIT OIL-COOLED -BLACK HIGHLIGHTED**

Street legal and/or street compliant statements refer to product meeting 50-State emissions and noise standards in the United States.

The street legal and/or street compliant statements may not apply to markets outside of the United States.



# 370 SCREAMIN' EAGLE®

Milwaukee-Eight® Stage IV Upgrade

## STAGE IV

### A. SCREAMIN' EAGLE® MILWAUKEE-EIGHT® ENGINE STAGE IV KIT 114CI OR 117CI TO 131CI

Go big or go home. With the largest displacement of any Harley-Davidson® Stage Kit, this 114CI to 131CI Stage IV Kit was designed to deliver maximum horsepower – all the way to the redline. Packaged with patent-protected cylinder technology, it allows for the largest bolt-on engine upgrade to any Milwaukee-Eight® motor. Features new CNC-ported heads with 1mm bigger valves and fully machined combustion chambers. Coupled with the kit's high-lift SE8-517 cam, high compression pistons and a 64mm throttle body and intake manifold, this combination delivers a thrilling 131 ft-lb of torque and 121 HP rear-wheel output when paired with Screamin' Eagle® Street Cannon Mufflers. It's designed to run wide open at high-end RPMs and provide a significant boost of torque from cruising speed. You'll feel the difference as soon as you twist the throttle. When installed by an authorized Harley-Davidson Dealer® within 60 days of the vehicle purchase, compliant kits do not impact the vehicle's limited warranty.

- Delivers increased response throughout the entire RPM range.
- Provides thrilling acceleration when twisting the throttle.
- Maintains flat torque curve from cruising RPM to redline.
- Can be installed without removing the engine from chassis.

49-State U.S. EPA Compliant on select '18-later Touring Models. Refer to [www.H-D.com/Shop](http://www.H-D.com/Shop) for status.

#### Performance components include:

- Screamin' Eagle CNC Ported Cylinder Head with CNC machined chamber and 1mm larger valves
- 131 Stage IV Timer cover
- SE8-517 High-Lift Cam
- Forged High Compression Pistons
- Screamin' Eagle High Performance Cam Bearing
- Screamin' Eagle High Performance Tappets
- Screamin' Eagle 4.31" Steel Sleeve Cylinders
- Screamin' Eagle 64mm Throttle Body and Cast Manifold
- Screamin' Eagle High Flow Injectors (5.5 g/sec)



A. SCREAMIN' EAGLE® MILWAUKEE-EIGHT® ENGINE STAGE IV KIT – OIL-COOLED – BLACK HIGHLIGHTED



A. SCREAMIN' EAGLE® MILWAUKEE-EIGHT® ENGINE STAGE IV KIT – OIL-COOLED – BLACK GRANITE

Street legal and/or street compliant statements refer to product meeting 50-State emissions and noise standards in the United States.

The street legal and/or street compliant statements may not apply to markets outside of the United States.

## STAGE IV

# SCREAMIN' EAGLE® 371

Milwaukee-Eight® Stage IV Upgrade

### A. SCREAMIN' EAGLE® MILWAUKEE-EIGHT® ENGINE STAGE IV KIT

#### Oil-Cooled:

Fits '17-later Touring models equipped with air/Oil-Cooled Milwaukee-Eight® 114 or 117CI engine. Does not fit Trike models. '17-'19 models require separate purchase of High-Capacity Oil Pump P/N 62400248. '17-'18 Screamin' Eagle® High-Capacity Clutch Plate Kit P/N 37000258. All models require ECM recalibration with the Pro Street Tuner for proper installation. Does not fit California models.

**92500079** Black Highlighted.

**92500082** Black Granite.

### A. SCREAMIN' EAGLE® MILWAUKEE-EIGHT® ENGINE STAGE IV KIT

#### Twin-Cooled:

Fits '17-later Touring models equipped with Twin-Cooled Milwaukee-Eight 114 or 117CI engine. Does not fit Trike models. '17-'19 models require separate purchase of High-Capacity Oil Pump P/N 62400248. '17-'18 Screamin' Eagle High-Capacity Clutch Plate Kit P/N 37000258. All models require ECM recalibration with the Pro Street Tuner for proper installation. Does not fit California models.

**92500080** Black Highlighted.

**92500081** Black Granite.

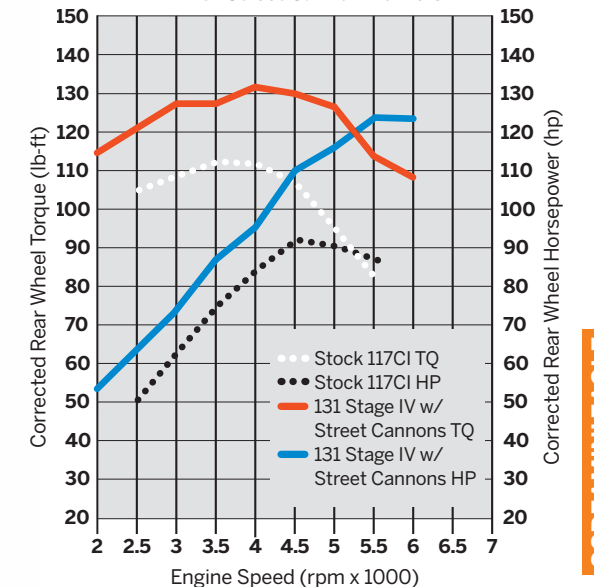


A. SCREAMIN' EAGLE® MILWAUKEE-EIGHT® ENGINE STAGE IV KIT – TWIN-COOLED – BLACK GRANITE



A. SCREAMIN' EAGLE® MILWAUKEE-EIGHT® ENGINE STAGE IV KIT – TWIN-COOLED – BLACK HIGHLIGHTED

Milwaukee-Eight Twin-Cooled 117 Stock vs. 131 Stage IV with Street Cannon Mufflers



Street legal and/or street compliant statements refer to products meeting EPA (49-State) and/or California (50-State) emissions and noise standards in the United States as specified.

The street legal and/or street compliant statements may not apply to markets outside of the United States.



# 372 SCREAMIN' EAGLE®

Milwaukee-Eight® Stage IV Upgrade

## STAGE IV

### SCREAMIN' EAGLE® MILWAUKEE-EIGHT® ENGINE STAGE IV KITS

Go big or go home. With the largest displacement of any Harley-Davidson® Stage Kit, this 107CI to 128CI or 114CI to 131CI Stage IV Kit is designed to deliver maximum horsepower – all the way to the redline. Packaged with patent-protected cylinder technology, it allows for the largest bolt-on engine upgrade to any Milwaukee-Eight motor. Features new CNC-ported heads with 1mm bigger valves and fully machined combustion chambers. Coupled with the kit's high-lift SE8-517 cam, high compression pistons and a 64mm throttle body and intake manifold, this combination delivers a thrilling 135 ft-lb of torque and 124 HP rear-wheel output when paired with the Screamin' Eagle Street Cannon Mufflers and Ventilator Air Cleaner. It's designed to run wide open at high-end RPMs and provide a significant boost of torque from cruising speed. You'll feel the difference as soon as you twist the throttle. When installed by an authorized Harley-Davidson Dealer within 60 days of the vehicle purchase, compliant kits do not impact the vehicle's limited warranty.

- Delivers increased response throughout the entire RPM range.
- Provides thrilling acceleration when twisting the throttle.
- Maintains flat torque curve from cruising RPM to redline.
- Can be installed without removing the engine from chassis.

49-State U.S. EPA Compliant on select '18-later Softail® Models. Refer to [www.H-D.com/Shop](http://www.H-D.com/Shop) for status.

#### Performance components include:

- Screamin' Eagle CNC PCNC-ported cylinder head with CNC-machined chamber and 1mm larger valves
- 128 or 131 Stage IV Timer cover
- SE8-517 High-Lift Cam
- Screamin' Eagle Forged 10.7:1 High-Compression Pistons and Rings
- Screamin' Eagle High Performance Cam Bearing
- Screamin' Eagle High Performance Tappets
- Screamin' Eagle 4.31" Steel Sleeve Cylinders
- Screamin' Eagle 64mm Throttle Body and Cast Manifold
- Screamin' Eagle High Flow Injectors (5.5 g/sec)



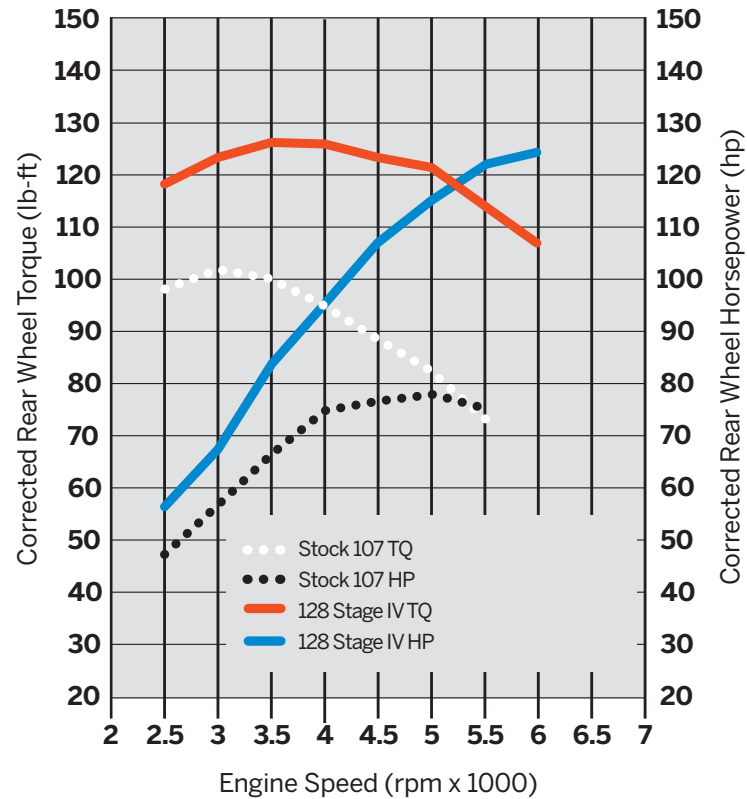
A. SCREAMIN' EAGLE® STAGE IV - 107CI TO 128CI KIT  
BLACK HIGHLIGHTED

### A. SCREAMIN' EAGLE® STAGE IV - 107CI TO 128CI KIT

Fits '18-later Softail® 107CI models. FXFB requires separate purchase of Screamin' Eagle® Softail High Flow Exhaust P/N's 64900828 or 64900829. Requires separate purchase of Cam Drive Retention Kit P/N 25566-06. Installation may require Cam Spacer Kit P/N 25928-06. '18-'19 models require separate purchase of High-Capacity Oil Pump P/N 62400247. All models require ECM calibration with Screamin' Eagle Pro Street Tuner for proper installation. Does not fit California models.

92500094 107CI to 128CI  
Black Highlighted.

Milwaukee-Eight 128 Stage IV Softail vs 107 Softail Stock



Street legal and/or street compliant statements refer to products meeting EPA (49-State) and/or California (50-State) emissions and noise standards in the United States as specified.

The street legal and/or street compliant statements may not apply to markets outside of the United States.

## STAGE IV

# SCREAMIN' EAGLE® 373

Milwaukee-Eight® Stage IV Upgrade

### B. SCREAMIN' EAGLE® STAGE IV - 114CI OR 117CI TO 131CI KIT

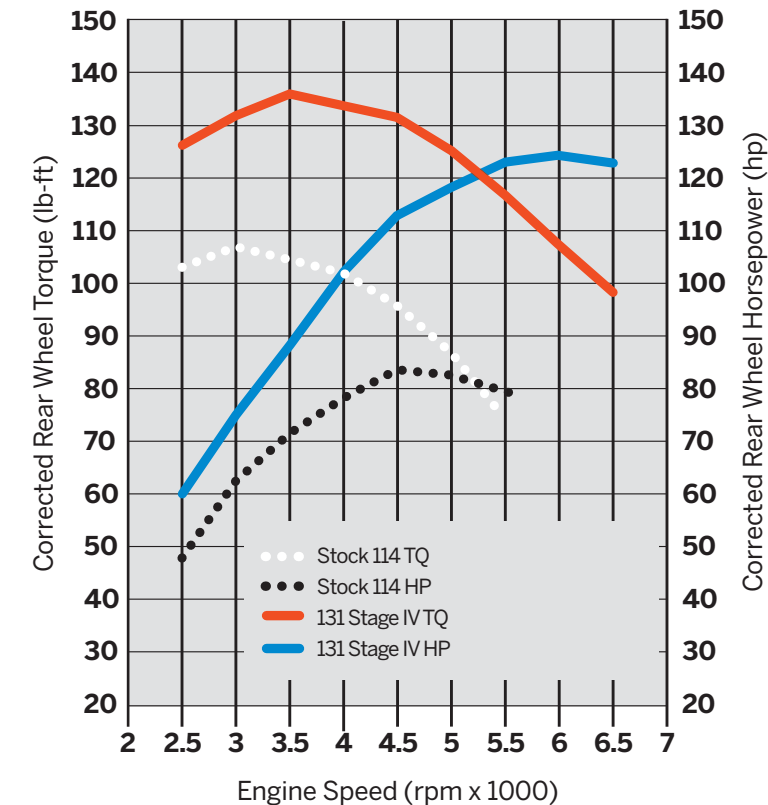
Fits '18-later Softail® 114CI or 117CI models. FXFBS requires separate purchase of Screamin' Eagle® Softail High Flow Exhaust P/N's 64900828 or 64900829. Requires separate purchase of Cam Drive Retention Kit P/N 25566-06. Installation may require Cam Spacer Kit P/N 25928-06. '18-'19 models require separate purchase of High-Capacity Oil Pump P/N 62400247. FXDR114 models require the separate purchase of 65600300. All models require ECM calibration with Screamin' Eagle Pro Street Tuner for proper installation. Does not fit California models.

92500095 114CI to 131CI  
Black Highlighted.



B. SCREAMIN' EAGLE® STAGE IV - 114CI TO 131CI KIT  
BLACK HIGHLIGHTED

Milwaukee-Eight 131 Stage IV Softail vs 114 Softail Stock



Street legal and/or street compliant statements refer to products meeting EPA (49-State) and/or California (50-State) emissions and noise standards in the United States as specified.

The street legal and/or street compliant statements may not apply to markets outside of the United States.

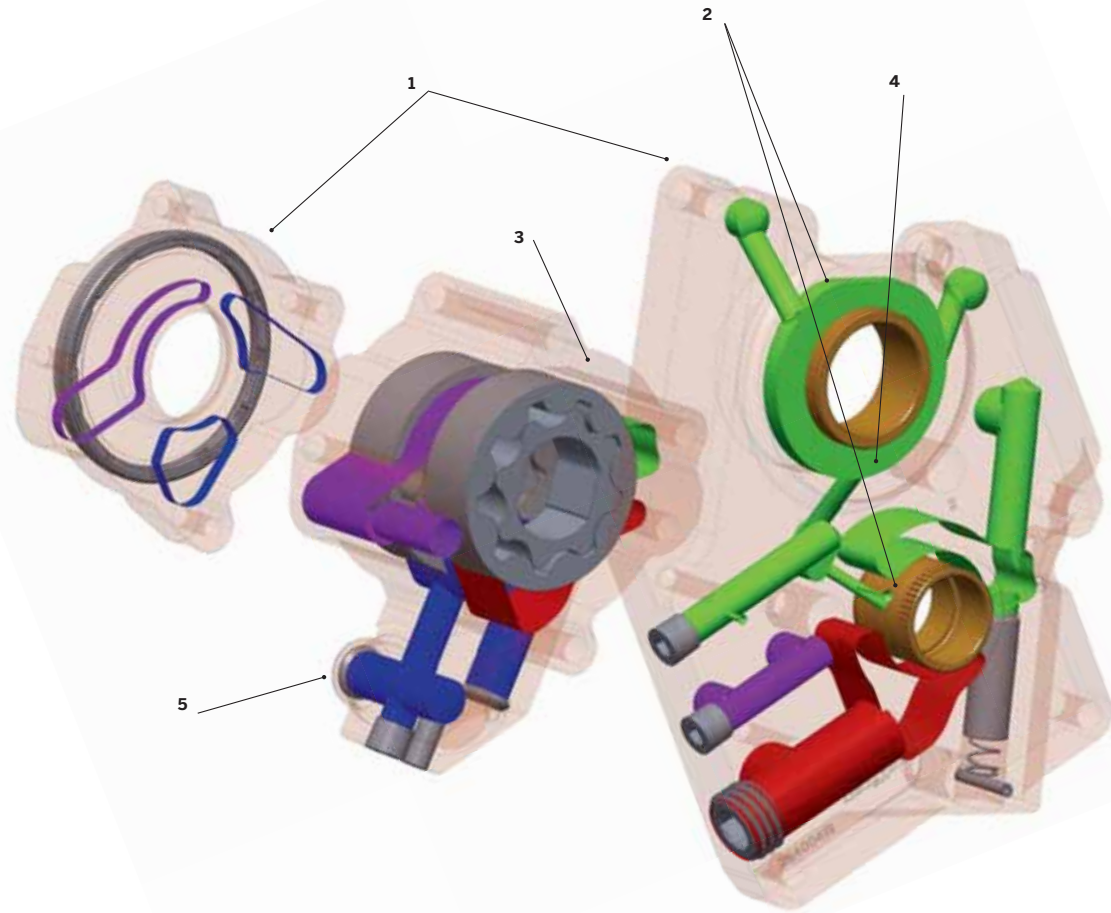


## 374 SCREAMIN' EAGLE®

High Volume Oil Pump & Cam Support

# SCREAMIN' EAGLE® HIGH VOLUME OIL PUMP & CAM SUPPORT PLATE KIT

A high-performance Milwaukee-Eight® engine deserves high-performance oiling. This new kit includes a Super Sucker oil pump to improve the oil flow rate to critical engine components, and a CNC machined billet aluminum cam plate for precise alignment of a high-performance cam and chain. It's the ideal component combination for a tuned-up Milwaukee-Eight engine. Install and ride hard with confidence.



### 1 6061 BILLET CAM PLATE

The cam support plate and oil pump are made from heat-treated 6061 billet aluminum with a surface-hardened orange anodized finish. CNC machining ensures precise dimensions and constant material thickness across the plate and pump, enabling perfect alignment of components.

### 2 660 HI-PRO BUSHINGS

Pressed-in 660 bronze cam and pinion shaft bushings provide enhanced wear resistance under increased loads from high-performance cams for miles of worry-free riding.

### 3 9% LARGER GEROTOR

The Super Sucker oil pump features a 9% larger gerotor for increased flow at idle and 33% more scavenge capacity compared to a 2020-Later Original Equipment oil pump, for increased performance, efficiency and engine durability.

### 4 HI-FLOW OIL PASSAGES

The hub-and-spoke oil passage design improves oil flow rate to critical engine components by minimizing restrictions from intersecting passages.

### 5 ENHANCED FILTERING

Two screens mounted in both pickups and a magnet in between the pickups provide extra oil filtering to remove potential contaminants before they can reach critical upper end components. This is key to promoting long life in high-performance engines.

## SCREAMIN' EAGLE® 375

High Volume Oil Pump & Cam Support

### A. SCREAMIN' EAGLE® PRO HIGH VOLUME OIL PUMP & CAM SUPPORT PLATE KIT

A high-performance Milwaukee-Eight® engine deserves high-performance oiling. This new kit(s) includes a Super Sucker oil pump to improve the oil flow rate to critical engine components, and a CNC machined billet aluminum cam plate for precise alignment of high-performance cam and chain. It's the ideal component combination for a tuned-up Milwaukee-Eight engine. Install and ride hard with confidence.

- Heat-treated 6061 billet aluminum cam support plate with an orange anodized finish is strong and rigid to provide superior strength, rigidity, and durability
- CNC-precision machining ensures precise dimensions and constant material thickness across the plate, enabling perfect alignment of cams and chains
- Pressed-in 660 bronze cam bushings provide enhanced wear resistance under increased loads from high-performance cams for miles of worry-free riding
- Oil pump features a 9% larger gerotor for increased flow at idle and 33% more scavenge capacity compared to a 2020-Later Original Equipment oil pump, for increased performance, efficiency and engine durability
- The hub-and-spoke oil passage design improves oil flow rate to critical engine components
- Upgraded filter protection promotes engine durability: Two screens mounted in both pickups and a magnet in between the pickups provide extra oil filtering to remove contaminants before they can reach critical upper end component

#### 62400260

Fits '17-later models equipped with an Air/Oil-Cooled Milwaukee-Eight® engine.

#### 62400264

Fits '17-later models equipped with a Twin-Cooled™ Milwaukee-Eight® engine.



A. SCREAMIN' EAGLE® PRO HIGH VOLUME OIL PUMP & CAM SUPPORT PLATE KIT

### B. SCREAMIN' EAGLE® MILWAUKEE-EIGHT® – HEADBOLT KIT

Details matter when building a high-performance engine. Details like these Screamin' Eagle® Milwaukee-Eight® Head Bolts – made from 8740 chromoly to be 23 percent stronger than stock bolts. The ideal upgrade for big-displacement and high-compression racing applications or Stage III or Stage IV builds. Lock down your top end, for the long run.

- Black oxide finish with Screamin' Eagle logo provides corrosion resistance and showcases performance.
- Premium 8740 chromoly steel bolts provide a 23% increase in ultimate strength and 23% increase in yield strength compared to Original Equipment head bolts for desirable clamp load on a higher-compression engine.
- Cost savings – these bolts may be reused if the top end is disassembled for upgrades or service
- Perfect upgrade during a Screamin' Eagle® Stage III or Stage IV installation.

#### 10400069

Fits '17-later Milwaukee-Eight® engines.



B. SCREAMIN' EAGLE® MILWAUKEE-EIGHT® – HEADBOLT KIT

Street legal and/or street compliant statements refer to products meeting EPA (49-State) and/or California (50-State) emissions and noise standards in the United States as specified.

The street legal and/or street compliant statements may not apply to markets outside of the United States.



# 376 SCREAMIN' EAGLE®

Milwaukee-Eight® Engine Trim

## A. SCREAMIN' EAGLE® TIMER COVER INSERTS - STAGE KIT LOGO

Showcase your bike's performance enhancements with the Screamin' Eagle® Stage Inserts. The Stage Inserts are made to complement the Screamin' Eagle Timer Cover Base (sold separately).

Fits '18-Later Softail® and '17-later Touring and Trike models equipped with Screamin' Eagle Timer Cover Base P/N 25600117.

- 1. **25600118** 107 Stage I.
- 2. **25600119** 107 Stage II.
- 3. **25600132** 114 Stage I.
- 4. **25600120** 114 Stage II.
- 5. **25600121** 114 Stage III.
- 6. **25600122** 114 Stage IV.
- 7. **25600123** 117 Stage II.
- 8. **25600124** 117 Stage III.
- 9. **25600125** 117 Stage IV.
- 10. **25600153** 119 Stage III.
- 11. **25600154** 122 Stage III.
- 12. **25600127** 128 Stage IV.
- 13. **25600129** 131 Stage IV.

Shown with:

### 14. SCREAMIN' EAGLE TIMER COVER BASE

Showcase your bike's performance enhancements with the Screamin' Eagle Timer Cover Base. Start with this black Timer Cover and then select a Screamin' Eagle Stage Upgrade Insert that matches your engine size and Stage upgrades. (Inserts sold separately.)

**25600117**

Fits '18-later Softail and '17-later Touring and Trike models. Requires separate purchase of Screamin' Eagle Stage Insert.



A. SCREAMIN' EAGLE STAGE INSERTS – 107 STAGE I (SHOWN ON SCREAMIN' EAGLE TIMER COVER BASE)



A. SCREAMIN' EAGLE STAGE INSERTS & TIMER COVER BASE

Street legal and/or street compliant statements refer to product meeting 50-State emissions and noise standards in the United States.

The street legal and/or street compliant statements may not apply to markets outside of the United States.



B. SCREAMIN' EAGLE® DERBY COVERS - GLOSS BLACK

# 377 SCREAMIN' EAGLE®

Milwaukee-Eight® Engine Trim

## B. SCREAMIN' EAGLE® DERBY COVERS - GLOSS BLACK

Advertise the goods. This bold new Screamin' Eagle® derby cover tells the world you've taken a Harley-Davidson® Milwaukee-Eight® engine beyond stock. Beautifully finished in chrome or gloss black, designed to fit many Touring, Trike and Softail® models.

- High contrast paint fill pops against derby cover finish while red Bar & Shield provides a premium performance look
- Gloss Black finish matches other dark finishes

**25701403**

Fits '16-later Touring and Trike and '15-later FLHTCUL and FLHTKL models. Also fits '07-later Touring and Trike models equipped with Narrow-Profile Outer Primary Cover P/N 25700385 or 25700438.

**25701407**

Fits '18-later FLSB and '19-later Softail® models. Also fits '18 Softail models equipped with Narrow Profile Primary Cover P/Ns 25701077, 25700913, 25700937, 25700941, 25701039, 25701040 and 25701043.

## C. SCREAMIN' EAGLE® DERBY COVERS - CHROME

Advertise the goods. This bold new Screamin' Eagle® derby cover tells the world you've taken a Harley-Davidson® Milwaukee-Eight® engine beyond stock. Beautifully finished in chrome or gloss black, designed to fit many Touring, Trike and Softail® models.

- Black paint fill pops against derby cover finish while Red Bar & Shield provides a premium performance look
- Chrome finish matches other bright finishes

**25701404**

Fits '16-later Touring and Trike and '15-later FLHTCUL and FLHTKL models. Also fits '07-later Touring and Trike models equipped with Narrow-Profile Outer Primary Cover P/N 25700385 or 25700438.

**25701408**

Fits '18-later FLSB and '19-later Softail models. Also fits '18 Softail models equipped with Narrow Profile Primary Cover P/Ns 25701077, 25700913, 25700937, 25700941, 25701039, 25701040 and 25701043



C. SCREAMIN' EAGLE® DERBY COVERS - CHROME

Street legal and/or street compliant statements refer to products meeting EPA (49-State) and/or California (50-State) emissions and noise standards in the United States as specified.

The street legal and/or street compliant statements may not apply to markets outside of the United States.



# TWIN CAM POWERTRAIN

Screamin' Eagle® Stage upgrades offer complete street-compliant performance configurations engineered to generate specific torque and horsepower gains. Eliminating all the guesswork and trial-and-error testing normally associated with engine modifications, Stage upgrades include everything you need to enhance your bike's performance.

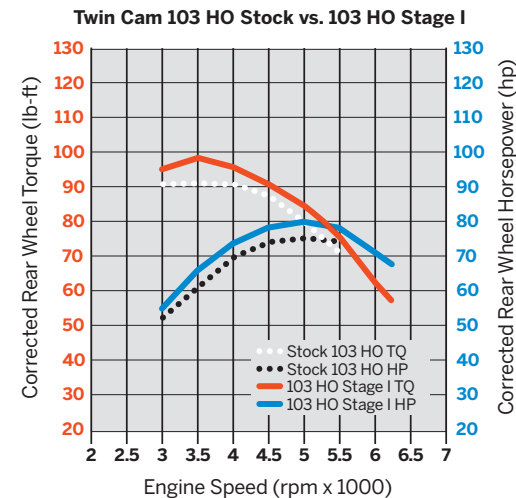


## STAGE I

### INTAKE + EXHAUST + TUNING

The easiest and most cost-effective step to improve your motorcycle's performance is to increase the airflow into and out of the engine. A high-flow air cleaner and system-matched slip-on mufflers provide horsepower and torque improvements you can feel throughout the RPM range, and serve as the core components for all performance upgrades. ECM calibration is required to tune the fuel flow and timing required to accommodate the improved airflow.

**Stage I** upgrade can be installed without engine disassembly. No special tools are required. Requires ECM tuning.



## STAGE II

### STAGE I + CAM UPGRADE

Adding performance cams to a Stage I equipped bike is the next step to improved performance. Cam choices allow you to tailor the engine's performance to your specific needs. A torque cam offers on-demand throttle response from low to mid RPM at cruising speed. A power cam targets high-RPM, wide-open throttle response that keeps pulling right up to redline. ECM calibration tuning is required to accommodate the increased valve timing, and performance valve springs may be required for high-lift cams.

**Stage II** upgrade requires minor engine disassembly to replace the cam. Adjustable pushrods allow cam installation without removing the rocker box. Special tools and ECM tuning are required.



## STAGE III

### STAGE I + CAMS, BIG BORE CYLINDERS & PISTONS

The next step on the performance journey is to build a bigger engine. An increase in engine displacement allows the engine to swallow more air and fuel, a higher-compression piston squeezes the air/fuel into a more volatile mixture, and when combined, generates more power when ignited. A displacement and compression increase provides torque increases throughout the entire RPM range with a 15-25% improvement in the mid-range power. ECM calibration tuning is required to adjust fuel flow and timing to accommodate the increased displacement.

**Stage III** bolt-on upgrade requires removal of the engine's top end and opening the cam chest. Engine remains in the chassis and no machining is required. Special tools and ECM tuning are required.



## STAGE IV

### STAGE I + CAMS, BIG BORE CYLINDERS, PISTONS, CYLINDER HEADS & THROTTLE BODY

To maximize the impact of the increased displacement gained with Stage III updates, the addition of free-flowing ported cylinder heads and a big bore throttle body top off the performance build. Designed to satisfy the high-RPM, throttle-twisting rider, the Stage IV update delivers 20-30% increase in power that keeps pulling right up to the redline, without sacrificing mid-range torque. ECM calibration tuning is required to add more fuel, and a higher-lift cam may be required to deliver maximum power.

**Stage IV** bolt-on upgrade requires removal of the engine's top end and opening the cam chest. Engine remains in the chassis and no machining is required. Special tools and ECM tuning are required.



*Street legal and/or street compliant statements refer to product meeting 50-State emissions and noise standards in the United States.*

*The street legal and/or street compliant statements may not apply to markets outside of the United States.*



# 380 SCREAMIN' EAGLE®

Twin Cam Stage I Upgrade

## A. SCREAMIN' EAGLE® HEAVY BREATHER ELITE PERFORMANCE AIR CLEANER KIT

Really open it up. This Heavy Breather Elite Air Cleaner features a forward-facing filter element that flows huge volumes of clean air. The low-profile cast elbow and the oval cross-section element combine to hug the engine to provide increased leg room. The intake tube mounts to a custom back plate that features integral breathers and covers the throttle body and electronics for a finished look. Available in your choice of chrome or gloss black finish, the Heavy Breather Elite kit features a washable and re-chargeable filter and features bright chrome end caps and trim with Screamin' Eagle script. Kit includes filter, intake tube, custom back plate, water-repellent rain sock and all mounting hardware. 50-State U.S. EPA compliant.

Fits '16-'17 FXDLS and Softail®, '11-'17 CVO™ Softail and '14-'16 Touring and Freewheeler® models. Does not fit models equipped with Twin-Cooled™ engine, fairing lower glove boxes or fairing lower speakers. Also fits '16-'17 FXDLS and Softail, '14-'17 CVO Softail and '14-'16 Touring models equipped with Screamin' Eagle® 58mm Throttle Body. All models require ECM calibration for proper installation. '17-later models require recalibration with Screamin' Eagle Pro Street Tuner (sold separately).

**29400173** Chrome.

**29400285** Full Gloss Black.

NOTE: The washable and rechargeable filter uses a special coating to help filter fine particles from the incoming air. With time, the oil in the filter will dissipate and the element will begin to turn gray. The original red color can be restored with an application of K&N® Air Filter Oil.



A. SCREAMIN' EAGLE HEAVY BREATHER ELITE PERFORMANCE AIR CLEANER KIT – CHROME



A. SCREAMIN' EAGLE HEAVY BREATHER ELITE PERFORMANCE AIR CLEANER KIT – FULL GLOSS BLACK



A. SCREAMIN' EAGLE HEAVY BREATHER ELITE PERFORMANCE AIR CLEANER KIT



Street legal and/or street compliant statements refer to product meeting 50-State emissions and noise standards in the United States.

The street legal and/or street compliant statements may not apply to markets outside of the United States.



B. SCREAMIN' EAGLE HEAVY BREATHER PERFORMANCE AIR CLEANER KIT – CHROME



B. SCREAMIN' EAGLE HEAVY BREATHER PERFORMANCE AIR CLEANER KIT – GLOSS BLACK



B. SCREAMIN' EAGLE HEAVY BREATHER AIR CLEANER KIT – COMPACT



B. SCREAMIN' EAGLE HEAVY BREATHER PERFORMANCE AIR CLEANER KIT – CHROME



B. SCREAMIN' EAGLE HEAVY BREATHER PERFORMANCE AIR CLEANER KIT – GLOSS BLACK

# SCREAMIN' EAGLE® 381

Twin Cam Stage I Upgrade

## B. SCREAMIN' EAGLE® HEAVY BREATHER PERFORMANCE AIR CLEANER KIT

This high-flow forward-facing exposed element Air Cleaner Kit is sure to turn heads at the starting line. Featuring a polished elbow and exposed filter, this unique air cleaner system offers improved performance and airflow when compared to the stock or Screamin' Eagle® High-Flow Air Cleaner. The washable and rechargeable filter features a bright chrome end cap with a laser-engraved Screamin' Eagle logo. Intake tube and back plate are made from die-cast lightweight aluminum and are polished and chrome-plated or painted black for a brilliant finish. The back plate features integral breathers and sealed breather bolt plug. Kit includes a water-repellent rain sock and all mounting hardware. 50-State U.S. EPA compliant.

Fits '16-'17 Softail®, '11-'17 CVO™ Softail®, '08-'16 Touring and '15-'16 Freewheeler® models. Also fits '16-'17 FXDLS and Softail, '14-'17 CVO Softail and '14-'16 Touring models equipped with Screamin' Eagle 58mm Throttle Body. Does not fit models equipped with fairing lower glove boxes or fairing lower speakers. Does not fit Twin-Cooled™ models. All models require ECM calibration for proper installation. '17 models require recalibration with Screamin' Eagle Pro Street Tuner (sold separately).

**29253-08C** Chrome.

**29006-09C** Gloss Black.

Fits '08-'16 Touring and '15-'16 Freewheeler models equipped with Fairing Lower Glove Boxes (except Twin-Cooled models or models equipped with fairing lower speakers). Also fits '16-'17 FXDLS and Softail, '14-'17 CVO Softail and '14-'16 Touring models equipped with Screamin' Eagle 58mm Throttle Body. All models require ECM calibration for proper installation. '17 models require recalibration with Screamin' Eagle Pro Street Tuner (sold separately).

**28716-10A** Compact Design – Chrome.

Fits '08-'17 Dyna® (except '16-'17 FXDLS) and '08-'15 Softail models (except '14-'15 FLSTNSE, '11-'12 FLSTSE and '13-'14 FXSBSE). All models require ECM calibration for proper installation. '17 models require recalibration with Screamin' Eagle Pro Street Tuner (sold separately).

**29299-08A** Chrome.

**29098-09A** Gloss Black.

NOTE: The washable and rechargeable filter uses a special coating to help filter fine particles from the incoming air. With time, the oil in the filter will dissipate and the element will begin to turn gray. The original red color can be restored with an application of K&N® Air Filter Oil.

Street legal and/or street compliant statements refer to product meeting 50-State emissions and noise standards in the United States.

The street legal and/or street compliant statements may not apply to markets outside of the United States.



## 382 SCREAMIN' EAGLE®

Twin Cam Stage I Upgrade

### A. SCREAMIN' EAGLE® HEAVY BREATHER FILTER COVER – TEARDROP

Dress up the Heavy Breather Air Cleaner with this radical cover. Manufactured from forged aluminum and precision CNC-machined and polished, these easy-to-install two-piece covers add a rich custom look. Cover is available in mirror-chrome or cut back gloss black finish to match your customizing direction. Kit includes water-repellent rain sock.

Fits models equipped with Screamin' Eagle Heavy Breather Air Cleaner Kits on Twin-Cam and XL model. (except Compact Heavy Breather P/N 28716-10A, Heavy Breather Elite P/N 29400173, 29400172 or 29400285, and Milwaukee-Eight® Heavy Breather P/N 29400263 or 29400264).

**29400061A** Cut Back Gloss Black – Side Logo.

**28739-10A** Cut Back Gloss Black – End Logo.

**28740-10A** Chrome – End Logo.



A. SCREAMIN' EAGLE HEAVY BREATHER FILTER COVER – TEARDROP, CUT BACK GLOSS BLACK – SIDE LOGO

### B. SCREAMIN' EAGLE HEAVY BREATHER DECORATIVE ENDCAP – WILLIE G SKULL

Add a sinister touch to your Heavy Breather Air Cleaner. Chrome-plated self-adhesive cover features a forward-facing Willie G Skull medallion.

**28720-10**

Fits models equipped with Screamin' Eagle Heavy Breather Air Cleaner Kits (except Compact Heavy Breather P/N 28716-10A, Heavy Breather Elite P/N 29400173, 29400172 or 29400285, and Milwaukee-Eight Heavy Breather P/N 29400263 or 29400264).



A. SCREAMIN' EAGLE HEAVY BREATHER FILTER COVER – TEARDROP, CHROME

### C. SCREAMIN' EAGLE HEAVY BREATHER DECORATIVE MEDALLION

Add the finishing touch to your Heavy Breather Air Cleaner by installing this medallion. Featuring a bright chrome-plated die-cast base and contrasting black inlay with diamond-cut Screamin' Eagle script. Easy to install.

**29017-09**

Fits models equipped with Screamin' Eagle Heavy Breather Air Cleaner Kits (except Compact Heavy Breather P/N 28716-10A, Heavy Breather Elite P/N 29400173, 29400172 or 29400285, and Milwaukee-Eight Heavy Breather P/N 29400263 or 29400264).



A. SCREAMIN' EAGLE HEAVY BREATHER FILTER COVER – TEARDROP, CUT BACK GLOSS BLACK

### D. THROTTLE BODY COVER

This cover dresses the area between the Twin Cam cylinders for a custom look. The formed cover hugs the contour and conceals the electronic control module throttle body for a clean appearance. Available in your choice of mirror chrome or gloss black finish. Easy-to-install kit includes gaskets.

Fits '14-'15 FLSTNSE, '11-'12 FLSTSE, '13-'14 FXSBSE, and '16-'17 FXDLS and Softail®, '08-'16 Touring and Trike models equipped with Screamin' Eagle Heavy Breather or Burst Air Cleaner Kit.

**61300109** Chrome.

**61300110** Gloss Black.



B. SCREAMIN' EAGLE HEAVY BREATHER DECORATIVE ENDCAP – WILLIE G SKULL



C. SCREAMIN' EAGLE HEAVY BREATHER DECORATIVE MEDALLION



D. THROTTLE BODY COVERS



Street legal and/or street compliant statements refer to product meeting 50-State emissions and noise standards in the United States.

The street legal and/or street compliant statements may not apply to markets outside of the United States.



E. SCREAMIN' EAGLE VENTILATOR ELITE AIR CLEANER KIT – CHROME



E. SCREAMIN' EAGLE VENTILATOR ELITE AIR CLEANER KIT – GLOSS BLACK



E. SCREAMIN' EAGLE VENTILATOR ELITE AIR CLEANER KIT



F. SCREAMIN' EAGLE VENTILATOR PERFORMANCE AIR CLEANER KIT – CHROME



F. SCREAMIN' EAGLE VENTILATOR PERFORMANCE AIR CLEANER KIT – GLOSS BLACK

## SCREAMIN' EAGLE® 383

Twin Cam Stage I Upgrade

### E. SCREAMIN' EAGLE® VENTILATOR ELITE AIR CLEANER KIT

This low-profile oval air cleaner features a 360° exposed filter element and a cast back plate designed to provide maximum airflow to the throttle body. This easy-to-install air cleaner produces significant performance gains, while the sleek center bar design cover with carbon fiber inserts add a luxurious touch. This complete kit includes low-profile air cleaner cover, high-flow filter element, back plate, diamond-cut Screamin' Eagle® medallion, protective rain sock and all required installation hardware. Street compliant when used with stock mufflers. 50-State U.S. EPA compliant.

Fits '16-'17 FXDLS and Softail® and '09-'16 Touring and Trike models. Also fits '11-'17 CVO™ Softail models. All EFI models require ECM calibration for proper installation. '17 models require recalibration with Screamin' Eagle Pro Street Tuner (sold separately).

**29400217** Chrome.

**29400218** Gloss Black.

Fits '16-'17 FXDLS and Softail, '14-'17 CVO Softail and '14-'16 Touring and Trike models equipped with Screamin' Eagle 58mm Throttle Body. All models require ECM calibration for proper installation. '17 models require recalibration with Screamin' Eagle Pro Street Tuner (sold separately).

**29400219** Chrome.

**29400230** Gloss Black.

Also available:

### SCREAMIN' EAGLE VENTILATOR ELITE AIR CLEANER COVER

Add a luxurious finishing touch to your Ventilator Air Cleaner. Designed as a direct replacement for the Screamin' Eagle and CVO Ventilator Air Cleaners, this easy-to-install cover features a sleek center bar design surrounded with carbon fiber inserts. Kit includes low-profile cover, diamond-cut Screamin' Eagle medallion and chrome mounting hardware.

Fits '10-'17 Dyna®, '09-'16 Softail, '09-'16 Touring and Trike models equipped with Ventilator Air Cleaner Kits. Also fits Dyna High Output 103 and CVO models with Original Equipment Ventilator Air Cleaner.

**61300516** Chrome.

**61300517** Gloss Black.

### F. SCREAMIN' EAGLE VENTILATOR PERFORMANCE AIR CLEANER KIT

Stylish low-profile exposed element air cleaner kit provides increased airflow to boost the power of your fuel-injected engine. The track-inspired exposed element adds a purposeful look to the bike and the included waterproof rain sock protects the filter during inclement weather. This easy-to-install kit includes low-profile air cleaner cover, high-flow filter element, back plate, Screamin' Eagle badge, protective rain sock and all required installation hardware. 50-State U.S. EPA compliant.

Fits '10-'17 Dyna (except '16-'17 FXDLS), and '10-'15 Softail models (except '14-'15 FLSTNSE, '11-'12 FLSTSE and '13-'14 FXSBSE). All models require ECM calibration for proper installation. '17 models require recalibration with Screamin' Eagle Pro Street Tuner (sold separately).

**28721-10** Chrome.

**28722-10** Gloss Black.

Street legal and/or street compliant statements refer to product meeting 50-State emissions and noise standards in the United States.

The street legal and/or street compliant statements may not apply to markets outside of the United States.



# 384 SCREAMIN' EAGLE®

Twin Cam Stage I Upgrade

## A. SCREAMIN' EAGLE® HIGH-FLOW AIR CLEANER – TWIN CAM

The High-Flow Air Cleaner Kit provides increased airflow to boost the power of your fuel-injected model. Kit features a one-piece cast back plate with integral breather and mounting brackets for simplified installation and a synthetic washable air cleaner element that does not require oiling. Available with a brilliant chrome or black back plate, this round air cleaner element can be dressed with most Original Equipment or accessory air cleaner covers. Or choose to flaunt your performance gains with the open element look, and finish it off with a Rain Sock Kit P/N 28728-10 and custom Air Cleaner Trim from one of the Harley-Davidson® decorative collections. This kit includes air cleaner, back plate, breather and all required hardware. 50-State U.S. EPA compliant.

Fits '16-'17 Softail® and '14-'16 Touring and Trike models (except CVO™ Touring) with Original Equipment 50mm Throttle Body. All models require ECM calibration for proper installation. '17 models require recalibration with Screamin' Eagle® Pro Street Tuner (sold separately).

- 29400234** Chrome.
- 29400233** Texture Black.

Fits '08-'15 Softail models (except CVO Softail). Also fits '08-'17 Dyna® models (except '16-'17 FXDLS) equipped with accessory Air Cleaner Cover. Also fits '04-'07 EFI Dyna, '01-'07 EFI Softail, and '02-'07 EFI Touring. FXS, FLS, FLSTSB and '13-'17 FXDB models require separate purchase of Gasket P/N 29591-99 and Screw P/N 29703-00. All models require ECM calibration for proper installation. '17 models require recalibration with Screamin' Eagle Pro Street Tuner (sold separately).

- 29400240** Chrome.
- 29400239** Texture Black.

Fits '08-'15 Dyna models with Original Equipment Teardrop Air Cleaner Cover. All models require ECM calibration for proper installation.

- 29400236** Chrome.
- 29400235** Texture Black.

Fits '08-'13 Touring and Trike models (except CVO Touring) with Original Equipment 50mm throttle body. All models require ECM calibration for proper installation.

- 29400238** Chrome.
- 29400237** Texture Black.

Fits '16-'17 FXDLS and Softail, '14-'17 CVO Softail, and '14-'16 Touring and Trike models equipped with Screamin' Eagle 58mm EFI Throttle Body. Requires separate purchase of an Accessory Air Cleaner Cover. All models require ECM calibration for proper installation. '17 models require recalibration with Screamin' Eagle Pro Street Tuner (sold separately).

- 29400222** Raw Aluminium.



**A. HIGH-FLOW AIR CLEANER KIT – CHROME (29400234 SHOWN)**



**A. HIGH-FLOW AIR CLEANER KIT – BLACK (29400233 SHOWN)**



**B. EXTREME BILLET AIR CLEANER KIT – AGITATOR, CHROME**



**B. EXTREME BILLET AIR CLEANER KIT – AGITATOR, CUT BACK GLOSS BLACK**



**A. HIGH-FLOW AIR CLEANER KIT – BLACK (29400239 SHOWN)**



**A. HIGH-FLOW AIR CLEANER KIT – CHROME (29400240 SHOWN)**



**B. EXTREME BILLET AIR CLEANER KIT – CHISEL, CHROME**



**B. EXTREME BILLET AIR CLEANER KIT – CHISEL, CUT BACK GLOSS BLACK**



**A. HIGH-FLOW AIR CLEANER KIT – BLACK (29400235 SHOWN)**



**A. HIGH-FLOW AIR CLEANER KIT – CHROME (29400236 SHOWN)**



**B. EXTREME BILLET AIR CLEANER KIT**



**B. EXTREME BILLET AIR CLEANER KIT (SHOWN WITH RAIN SOCK)**

# SCREAMIN' EAGLE® 385

Twin Cam Stage I Upgrade

## B. SCREAMIN' EAGLE® EXTREME BILLET AIR CLEANER KIT

The forged billet aluminum cover tops off a cast back plate with integral breather for a smooth transition to the throttle body. The race-inspired air cleaner is engineered to flow high volumes of air and the washable pleated element provides the ideal combination of efficiency and engine protection. Available in your choice of style and finish, this easy-to-install kit includes all mounting hardware and rain sock. 50-State U.S. EPA compliant.

Fits '16-'17 FXDLS and Softail® and '08-'16 Touring and Trike models with Original Equipment 50mm Throttle Body. All models require ECM calibration for proper installation. '17 models require recalibration with Screamin' Eagle® Pro Street Tuner (sold separately).

- 29400064** Agitator – Chrome.
- 29400063** Agitator – Cut Back Gloss Black.
- 29400104** Chisel – Chrome.
- 29400103** Chisel – Cut Back Gloss Black.

Fits '16-'17 FXDLS and Softail, '14-'17 CVO™ Softail and '14-'16 Touring and Trike models equipped with Screamin' Eagle 58mm Throttle Body. All models require ECM calibration for proper installation. '17 models require recalibration with Screamin' Eagle Pro Street Tuner (sold separately).

- 29400221** Chisel – Chrome.
- 29400220** Chisel – Cut Back Gloss Black.

Fits '08-'17 Dyna® (except '16-'17 FXDLS), and '08-'15 Softail models (except '14-'15 FLSTNSE, '11-'12 FLSTSE and '13-'14 FXSBSE). All models require ECM calibration for proper installation. '17 models require recalibration with Screamin' Eagle Pro Street Tuner (sold separately).

- 29400116** Chisel – Cut Back Gloss Black.
- 29400117** Chisel – Chrome.

NOTE: The washable and rechargeable filter uses a special coating to help filter fine particles from the incoming air. With time, the oil in the filter will dissipate and the element will begin to turn gray. The original red color can be restored with an application of K&N® Air Filter Oil.

Street legal and/or street compliant statements refer to product meeting 50-State emissions and noise standards in the United States.

The street legal and/or street compliant statements may not apply to markets outside of the United States.

Street legal and/or street compliant statements refer to product meeting 50-State emissions and noise standards in the United States.

The street legal and/or street compliant statements may not apply to markets outside of the United States.



# 386 SCREAMIN' EAGLE®

Twin Cam Stage I Upgrade

## A. SCREAMIN' EAGLE® AIR CLEANER TRIM

Dress your air cleaner in the traditional H-D orange and black. Easy-to-install trim features Screamin' Eagle script set against a gloss black background.

**61300299**

Fits '16-'17 Softail® (except FLSTFBS and FXSE) and '14-'16 Touring and Trike models with Original Equipment air cleaner cover. Does not fit CVO™ models.

**29503-07**

Fits '07 Dyna®, '07-'15 Softail (except FLSTSB and FXS), '07-'13 Touring and Trike models models with Original Equipment air cleaner cover.

## B. SCREAMIN' EAGLE AIR CLEANER RAIN SOCK

Add the open-element look to your Screamin' Eagle® High-Flow style Air Cleaner. This easy-to-install kit allows you to replace the traditional Original Equipment air cleaner cover with custom inserts from one of the H-D® Decorative Collections. Kit includes a breathable mesh cover with classic Bar & Shield logo that stretches over the filter to maximize airflow while protecting the exposed element from the rain. Fits traditional cone-shaped air cleaner elements featured in many Screamin' Eagle Twin Cam Stage Kits.

**28728-10**

Fits Screamin' Eagle Round High-Flow Air Cleaner Kits.

## C. SCREAMIN' EAGLE AIR CLEANER BACK PLATE KITS

Finished in brilliant chrome or wrinkle black, these replacement back plates complement the finish of your engine. Cast back plate design features integral breather and mounting brackets for simplified installation.

Fits models equipped with Screamin' Eagle High-Flow Air Cleaner Kits. Installation may require separate purchase of (2) O-Ring P/N 11292, (2) Breather Tube P/N 29557-05 and (2) Breather Screw P/N 29465-99. See your Dealer for details.

Fits '99-'07 Dyna, '99-'15 Softail (except '11-later CVO) and '02-'07 Touring models.

**29510-05** Chrome.

**29586-06** Wrinkle Black.

Fits '08-'15 Dyna®, '08-'13 Touring and Trike models with Original Equipment Teardrop Air Cleaner Cover.

**29624-08** Chrome.

**29319-08** Wrinkle Black.

Fits '08-'17 Dyna models (except '16-'17 FXDLS) with Original Equipment Teardrop Air Cleaner Cover.

**29170-08** Chrome.

**29119-08** Wrinkle Black.



A. SCREAMIN' EAGLE AIR CLEANER TRIM (61300299 SHOWN)



A. SCREAMIN' EAGLE AIR CLEANER TRIM (29503-07 SHOWN)



B. SCREAMIN' EAGLE AIR CLEANER RAIN SOCK (SHOWN WITH #1 SKULL AIR CLEANER TRIM)



Multi-Fit


'08-'13 Touring

'08-'15 Dyna

C. SCREAMIN' EAGLE AIR CLEANER BACK PLATE KITS



D. SCREAMIN' EAGLE STREET PERFORMANCE SLIP-ON SHORTY DUAL MUFFLERS – JET BLACK WITH MUFFLER SHIELDS (SHOWN WITH JET BLACK EXHAUST SHIELD KIT)



E. SCREAMIN' EAGLE STREET CANNON SLIP-ON MUFFLERS – SOFTAIL SHOTGUN, JET BLACK (SHOWN WITH JET BLACK SLASH END CAPS AND EXHAUST SHIELDS)



F. SCREAMIN' EAGLE STREET CANNON SLIP-ON MUFFLERS – SOFTAIL SHORTY DUAL, JET BLACK (SHOWN WITH SATIN BLACK END CAPS AND JET BLACK EXHAUST SHIELDS)



Chrome Slash

Jet Black Slash

G. MUFFLER END CAPS – 3.25"

# SCREAMIN' EAGLE® 387

Twin Cam Stage I Upgrade

## D. SCREAMIN' EAGLE® STREET PERFORMANCE SLIP-ON MUFFLERS – DYNA® SHORTY DUAL

Factory engineers tuned these pipes to satisfy the most discriminating Harley enthusiast. Mufflers feature high-flowing internals to maximize performance and a rich, deep exhaust note that lets everyone know you're around. With the aggressive sound quality and performance comparable to Screamin' Eagle® II race-use mufflers, it's hard to believe they are street compliant. Available in your choice of rich chrome or heat-resistant jet black ceramic finish. Jet black mufflers include matching muffler shield with a deep embossed Screamin' Eagle logo along the flank. Chrome mufflers allow for the reuse of stock muffler shields or the separate purchase of Chrome "Screamin' Eagle" Script Muffler Shields. 50-State U.S. EPA compliant.

**80794-10A** Jet Black w/ Muffler Shields. Fits '07-'17 FXDB, '07-'10 FXD, '07-'14 FXDC, '07-'13 FXDL and '07-'08 FXDWG models with Shorty Dual exhaust. Installation requires separate purchase of Muffler Clamps P/N 65296-95A (Qty 2). All models require ECM calibration for proper installation. '17 models require recalibration with Screamin' Eagle Pro Street Tuner (sold separately).

## E. SCREAMIN' EAGLE® STREET CANNON SLIP-ON MUFFLERS – SOFTAIL® SHOTGUN

These 3.25" street compliant high-flow mufflers have been specifically tuned to deliver an aggressive exhaust note and improved performance while preserving the peace with your neighbors. Available in your choice of rich chrome or heat resistant jet black ceramic finish. The Jet Black mufflers include Screamin' Eagle® muffler shields. Complete the look with your choice of 3.25" endcaps (sold separately). 50-State U.S. EPA compliant.

**64900334** Jet Black w/ Muffler Shields. Fits '07-'17 FLS, FLSTN and FLSTSB models equipped with Shotgun exhaust. Installation requires separate purchase of 3.25" End Caps and Muffler Clamps P/N 65296-95A (Qty 2). All models require ECM calibration for proper installation. '17 models require recalibration with Screamin' Eagle Pro Street Tuner (sold separately).

**64900341** Jet Black w/ Muffler Shields. Fits '07-'17 FLSTF, FLSTFB and FXS models equipped with Shotgun exhaust. Installation requires separate purchase of 3.25" End Caps and Muffler Clamps P/N 65296-95A (Qty 2). All models require ECM calibration for proper installation. '17 models require recalibration with Screamin' Eagle Pro Street Tuner (sold separately).

## F. SCREAMIN' EAGLE STREET CANNON SLIP-ON MUFFLERS – SOFTAIL SHORTY DUAL

These 3.25" street compliant high-flow mufflers have been specifically tuned to deliver an aggressive exhaust note and improved performance while preserving the peace with your neighbors. Available in your choice of rich chrome or heat resistant jet black ceramic finish. The Jet Black mufflers include Screamin' Eagle muffler shields. Complete the look with your choice of 3.25" endcaps (sold separately). 50-State U.S. EPA compliant.

**64900343** Jet Black w/ Muffler Shields. Fits '07-'17 FLSTC and FXSB models equipped with Staggered Shorty Dual exhaust. Installation requires separate purchase of 3.25" End Caps and Muffler Clamps P/N 65296-95A (Qty 2). All models require ECM calibration for proper installation. '17 models require recalibration with Screamin' Eagle Pro Street Tuner (sold separately).

## G. MUFFLER END CAPS – 3.25"

These easy-to-install caps allow you to finish your 3.25" Screamin' Eagle® mufflers your way. Sold in pairs. Installation hardware included.

Fits '14-later XL and '07-'17 Softail® models equipped with Screamin' Eagle 3.25" Street Cannon Mufflers.

**65100044** Chrome – Slash Up/Down/Out.

**65100063** Jet Black – Slash Up/Down/Out.

Street legal and/or street compliant statements refer to product meeting 50-State emissions and noise standards in the United States.

The street legal and/or street compliant statements may not apply to markets outside of the United States.

Street legal and/or street compliant statements refer to product meeting 50-State emissions and noise standards in the United States.

The street legal and/or street compliant statements may not apply to markets outside of the United States.



## 388 SCREAMIN' EAGLE®

Twin Cam Stage I Upgrade


### A. JET BLACK EXHAUST SHIELD KIT – DYNA SHORTY DUAL

Extend the custom look along the bike's entire profile. These formed steel exhaust shields are available in a unique jet black ceramic finish that complements jet black Screamin' Eagle® Street Performance Slip-On Mufflers. This exhaust shield kit has survived stringent Harley-Davidson testing for durability and corrosion resistance. Manufactured to Original Equipment standards for exact fit, the easy-to-install kit includes front and rear head pipe shields.

**80821-10** **\$161.95**  
Fits '06-'10 FXD, '06-'17 FXDB, '06-'14 FXDC, '06-'13 FXDL and '06-'08 FXDWG models with shorty dual exhaust.



A. JET BLACK EXHAUST SHIELD KIT



B. JET BLACK EXHAUST SHIELD KIT – DYNA STAGGERED DUAL

### B. JET BLACK EXHAUST SHIELD KIT – DYNA STAGGERED DUAL

Add a custom touch to your ride. These formed steel exhaust shields are available in a tough jet black ceramic that looks just right when paired with jet black Screamin' Eagle Street Performance Slip-On Mufflers. The jet-black coating adds a sinister look to your bike's profile. The slotted "Tommy gun" cutouts expose the head pipe for a raw, rebellious attitude. Manufactured to Original Equipment standards for exact fit, this easy-to-install kit includes front and rear head pipe shields.

**65247-09**  
Fits '08-'17 FXDF and '10-'17 FXDWG models with forward controls.

### C. SCREAMIN' EAGLE® SLASH CUT MUFFLER SHIELDS – SATIN BLACK

Shaped to mirror the slash down profile of available muffler end caps, this set of rich satin black Muffler Shields is the perfect complement to your blacked-out exhaust system. The rear shield features a subtle laser-etched Screamin' Eagle script. Easy-to-install kit includes front and rear shields and black mounting hardware.

**65400405** Satin Black.  
Fits '07-later XL, '07-'17 Dyna® (except '08-'17 FLD, FXDF, FXDL, FXDLS and '10-'17 FXDWG) and '07-'17 Softail® models equipped with Screamin' Eagle Street Performance mufflers.



C. SCREAMIN' EAGLE SLASH CUT MUFFLER SHIELDS – SATIN BLACK



D. SCREAMIN' EAGLE SLASH CUT MUFFLER SHIELDS – CHROME

### D. SCREAMIN' EAGLE SLASH CUT MUFFLER SHIELDS – CHROME

Styled to complement the ballistic inlet shape of the Screamin' Eagle Street Performance Slip-On Mufflers. The slash-cut rear shield features a laser-etched Screamin' Eagle signature script. Easy-to-install kit includes front and rear shields and mounting hardware.

**65400464** Chrome.  
Fits '07-later XL, '07-'17 Dyna (except '08-'17 FLD, FXDF, FXDL, FXDLS and '10-'17 FXDWG) and '07-'17 Softail models equipped with Screamin' Eagle Street Performance Mufflers.

### E. SCREAMIN' EAGLE MUFFLER SHIELDS

Styled to complement the ballistic inlet shape of the Screamin' Eagle Street Performance Slip-On Mufflers. The rear shield features a deep embossed Screamin' Eagle signature script. Available in chrome and jet black. Easy-to-install kit includes front and rear shields and mounting hardware.

**65400078** Jet Black.  
Fits '07-later XL, '07-'17 Dyna (except '08-'17 FLD, FXDF, FXDL and '10-later FXDWG) and '07-'17 Softail models equipped with Screamin' Eagle Street Performance Mufflers.



E. SCREAMIN' EAGLE MUFFLER SHIELDS

### F. JET BLACK EXHAUST SHIELD KIT – TOURING

Available for 2-into-1 and 2-into-2 exhaust systems, these formed steel exhaust shields feature a unique jet black ceramic coating that complements the jet black Screamin' Eagle Street Cannon Slip-On Mufflers. The jet black coating maintains its uniform black finish and has survived stringent Harley-Davidson testing for durability and corrosion resistance. Manufactured to Original Equipment standards for exacting fit, the easy-to-install kit includes front and rear head pipe shields.

**64981-09**  
Fits '09-'16 Touring and Trike models (except '10 FLHX and FLTRX).



F. JET BLACK EXHAUST SHIELD KIT – TOURING



G. SCREAMIN' EAGLE STREET CANNON PERFORMANCE MUFFLERS – CHROME (SHOWN WITH BILLET TAPERED SLASH END CAPS)



G. SCREAMIN' EAGLE STREET CANNON PERFORMANCE MUFFLERS – JET BLACK (SHOWN WITH BLUNT REVOLVER END CAPS)



H. MUFFLER END CAPS – 4"



I. SHORT SLASH UP/DOWN/OUT – 4" MUFFLER END CAPS



J. MUFFLER BRACKET COVER KIT – CHROME

## SCREAMIN' EAGLE® 389

Twin Cam Stage I Upgrade

### G. SCREAMIN' EAGLE® STREET CANNON PERFORMANCE SLIP-ON MUFFLERS – 4.0"

Cue the orchestra. We tuned these mufflers to provide an exhaust note with some extra deep bass. You get the rumble you want and enhance that famous Harley sound, while preserving the peace with your neighbors. The tuned baffles work with the large internal volume to strike the perfect balance required to deliver performance that you can feel in your gut. The large 4.0" diameter Street Cannons provide free flow of exhaust gases with just the right amount of back pressure for a smooth-running ride. The die-cast Screamin' Eagle® medallion adds a rich touch to your bike's profile and a large selection of end cap designs are available (sold separately) to provide the perfect finishing touch. 50-State U.S. EPA compliant.

Fits '09-'16 Touring and '09-later Trike models (except CVO™ models and '10 FLHX and FLTRX models). Installation requires separate purchase of 4" end caps and Muffler Clamps P/N 65296-95A (Qty 2). All models require ECM calibration for proper installation. '17-later Trike models require recalibration with Screamin' Eagle Pro Street Tuner (sold separately).

**64900186B** Chrome.  
**64900187B** Jet Black.

### H. MUFFLER END CAPS – 4"

These End Cap Kits allow you to personalize your Screamin' Eagle Street Performance Touring Mufflers. Available in your choice of styles, these easy-to-install caps are dressed with the same finish as the mufflers and exhaust shields for a consistent look front to back. Sold in pairs, the kit includes all required mounting hardware.

Fits '09-'16 Touring and '09-later Trike models equipped with Screamin' Eagle Street Cannon 4" End Cap Mufflers. Does not fit 4" CVO Touring mufflers.

**65100016** Revolver.  
**65100019** Slash Up/Down/Out.  
**65100017** Fishtail.  
**65100028** Satin Black Anodized.  
**80611-09** Blunt Revolver.

### I. SHORT SLASH UP/DOWN/OUT 4" MUFFLER END CAPS

These End Cap Kits allow you to personalize your Screamin' Eagle® Street Performance Touring Mufflers. The Short Slash Up/Down/Out End Caps are 2" shorter than our traditional Slash Cut End Caps, and keep the mufflers tucked in close to the saddlebag or Trike model rear valance for a clean custom look. Sold in pairs, the kit includes all required mounting hardware.

**65100062**  
Fits '09-'16 Touring and '09-later Trike models equipped with Screamin' Eagle Street Cannon 4" End Cap Mufflers. Does not fit 4" CVO™ Touring mufflers.

### J. MUFFLER BRACKET COVER KIT

Stamped-steel cover conceals the Original Equipment exhaust brackets. Contoured for a custom fit, these easy-to-install covers add a distinctive finishing touch. Available in mirror-chrome or black finish to match your customizing style (sold in pairs).

**80716-08** Chrome.  
Fits '97-'13 Touring models. Fits Screamin' Eagle Street Performance Touring 4" Mufflers (except P/N 64900093 and 64900091). Does not fit with Fishtail 4.0" Muffler End Cap P/N 65100017. Does not fit with Screamin' Eagle 3.5" Mufflers.

Street legal and/or street compliant statements refer to product meeting 50-State emissions and noise standards in the United States.

The street legal and/or street compliant statements may not apply to markets outside of the United States.

NOTE: There is no warranty on exhaust pipes and mufflers with regard to any discoloration. Blueing is caused by tuning characteristics, cam timing, carburetor jetting, over-heating, etc. and is not caused by defective manufacturing.

Street legal and/or street compliant statements refer to product meeting 50-State emissions and noise standards in the United States.

The street legal and/or street compliant statements may not apply to markets outside of the United States.



# TWIN CAM STAGE II UPGRADE

Camshafts are a fundamental ingredient in the performance recipe, because they control the timing and duration of all major engine events. They are the primary means by which you can tune your engine's horsepower and torque output. Every cam has unique lift and overlap performance characteristics, which means you need to select cams based on exactly the kind of power you're looking for.



## A. SCREAMIN' EAGLE® TWIN CAM PERFORMANCE CAMS

Kits include front and rear cams. Splined rear cam is included for exceptional load handling capability. Gaskets and bearings not included. Cam Installation Kit P/N 17045-99C (sold separately) includes all required gaskets, bearings and seals for proper installation. Dealer installation is recommended and special tools are required for proper installation.

### SE-255 CAM KIT

The ultimate in torque cams, this cam offers substantial increase in low end torque for engines up to 110 cubic inches with compression ratios up to 10 to 1. The low end torque increases are great for heavy bikes or for the person who routinely shifts below 4500 RPM and wants the power available to pass without downshifting. The cam still makes peak power above 5000 RPM so people with lighter bikes will enjoy the torque increases without feeling like the bike runs out of air at higher engine speeds. 50-State U.S. EPA compliant.

### 25638-07

For use on '09-'13 Dyna®, Softail®, and '09-'13 Touring and Trike models with 103CI and 110CI engines. All models require ECM calibration for proper installation. Labor cost not included. See Dealer for details.

### SE-259E CAM KIT

Developed specifically for big displacement Twin Cam engines, this cam has a modern lobe design that allows for higher valve lifts for a given duration. A high-lift version of the SE-211 camshaft, this cam works great with 103-cubic-inch and larger engines with free-flowing intake and exhaust. It can be used with stock heads (updated with race springs) and high-compression pistons for even more torque than a SE-211 cam or can be coupled with any of the performance heads to realize the full power potential. 50-State U.S. EPA compliant.

### 25482-10

For use on '11-'15 103CI and 110CI Touring and Trike models. Installation requires separate purchase of Performance Valve Spring Kit P/N 18013-03A. All models require ECM calibration for proper installation. Labor cost not included. See Dealer for details.

### SE-585 CAM KIT

This cam is a great match for riders of heavy Touring bikes looking for big torque at the low end. Just a quick downshift to fourth gear results in an effortless pass of that slow-moving tractor-trailer ahead of you. This cam provides an early hit of torque at the low end of the RPM spectrum. A unique combination of lift, cam lobe duration and an enhanced cam profile ramp provides a performance boost you can feel. The cam's QRD (Quiet Ramp Design) delivers high torque throughout the RPM range while reducing valve train noise. 50-State U.S. EPA compliant.

### 25400117

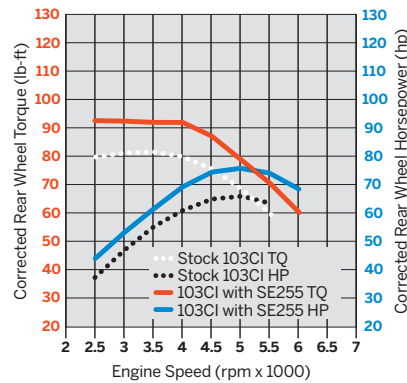
For use on '14-'16 Touring models with the use of a 58mm Throttle Body. Also fits '14-'16 CVO™ Touring models with or without the use of a 58mm Throttle Body. Does not fit Trike models. Installation requires separate purchase of Performance Valve Spring Kit P/N 18013-03A. All models require ECM calibration for proper installation. Labor cost not included. See Dealer for details.

NOTE: Separate purchase of Cam Drive Retention Kit P/N 25566-06 and Cam Spacer Kit P/N 25928-06 may be required. These kits contain five different spacers to achieve proper sprocket alignment. Individual spacers can be purchased separately.

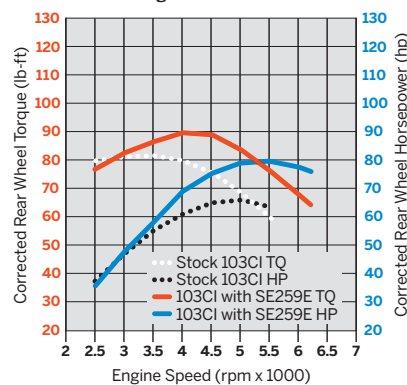
Street legal and/or street compliant statements refer to product meeting 50-State emissions and noise standards in the United States.

The street legal and/or street compliant statements may not apply to markets outside of the United States.

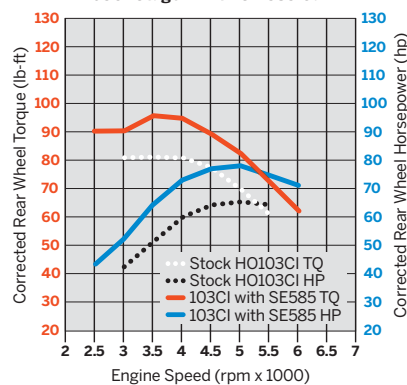
Twin Cam 103CI Stock vs. 103CI Stage II with SE-255 Cam



Twin Cam 103CI Stock vs. 103CI Stage II with SE-259E Cam



Twin Cam HO103CI Stock vs. 103CI Stage II with SE-585 Cam



B. SCREAMIN' EAGLE PREMIUM TAPERED QUICK-INSTALL ADJUSTABLE PUSHRODS – CHROME COVERS




C. SCREAMIN' EAGLE HIGH-CAPACITY TAPPETS



E. PUSHROD COVER KIT – GLOSS BLACK



B. SCREAMIN' EAGLE PREMIUM TAPERED QUICK-INSTALL ADJUSTABLE PUSHRODS – GLOSS BLACK COVERS



D. SCREAMIN' EAGLE PERFORMANCE VALVE SPRING KIT



F. PUSHROD TUBE COLLARS – GLOSS BLACK

Twin Cam Stage II Upgrade

## B. SCREAMIN' EAGLE® PREMIUM TAPERED QUICK-INSTALL ADJUSTABLE PUSHRODS

These premium pushrods are tapered for enhanced clearance at the cylinder head, allowing the use of higher lift cams. The one-piece chrome moly tube adds rigidity and durability and the threaded adjustment feature provides easy cam installation without removing the cylinder heads or rocker boxes. To simplify adjustment, the tube features six flats, with one flat marked with a large dot for tracking the adjustment. The threaded rod features 4 flats to reduce wrench swing. Each pushrod features the Screamin' Eagle logo and is marked for "Intake" or "Exhaust." Kit includes 4 pushrods and required pushrod tubes.

Fits '99-'17 Twin Cam-equipped models.

**17900032** With Gloss Black Covers.

**18404-08** With Chrome Covers.

## C. SCREAMIN' EAGLE HIGH-CAPACITY TAPPETS

Screamin' Eagle® Tappets feature large high-capacity needles in the roller bearing assembly to improve reliability when operating with high-lift cams, high-pressure valve springs and in high-RPM applications. The 25% larger needle bearings increase the dynamic load rating by approximately 20% when compared to the Original Equipment Twin Cam tappets. The unique design delivers superior tappet life in performance applications. Set of 4.

### 18572-13

Fits '17-later Milwaukee-Eight® Engine equipped models, '00-later XL and XR models and '99-'17 Twin Cam-equipped models.

## D. SCREAMIN' EAGLE PERFORMANCE VALVE SPRING KIT\*

This performance beehive-shaped Valve Spring Kit will permit the Sportster® engine to rev to 7000 RPM. The unique ovate wire yields increased performance from a compact spring design. The installed spring pressure is increased to 208 lbs and allows a maximum lift of .590". Complete kit includes springs, upper collars and keepers and lower collars with integral valve seals.

### 18013-03A

Fits '04-later XL, XR and '05-'17 Twin Cam-equipped models. Does not fit FXDLS, FLSS, FLSTFBS or Screamin' Eagle Performance Heads with .3125" diameter valves.

## E. PUSHROD COVER KIT – GLOSS BLACK

Complete the Dark Custom look. These covers replace existing chrome covers to give your bike a blacked-out appearance down to the smallest detail. Pushrod covers are finished in gloss black and the kit includes four bottom cover tubes and the four upper clips. Installation retains the Original Equipment chrome short center tube to create a high-contrast accent. Cover Kit can be installed on engines already equipped with Adjustable Pushrods or can be installed by removing rocker box covers, rocker arms and non-adjustable pushrods. Consult your dealer or service manual for installation.

**17900033** Covers Only.

Fits '99-'17 Twin Cam-equipped models. Requires prior installation of Adjustable Pushrods or removal of rocker box covers, rocker arms and fixed-length pushrods.

## F. PUSHROD TUBE COLLARS – GLOSS BLACK

Manufactured from Original Equipment components for perfect fit and function, these Pushrod Collars complete your Twin Cam engine's conversion to the total blacked-out look. Covers replace the chrome-finished factory covers, and fit with stock or Screamin' Eagle Quick-Install Pushrods.

### 17900076

Fits '84-'00 Evolution® 1340 and '99-'17 Twin Cam-equipped models. Installation requires use of Adjustable Pushrods or removal of rocker box covers, rocker arms and fixed-length pushrods.

**\*CAUTION:** Proper valve spring to rocker cover clearance must always be verified during installation of Screamin' Eagle Valve Spring Kits. Failure to have adequate clearance may result in engine damage.

Street legal and/or street compliant statements refer to product meeting 50-State emissions and noise standards in the United States.

The street legal and/or street compliant statements may not apply to markets outside of the United States.



# 392 SCREAMIN' EAGLE®

Twin Cam Stage II Upgrade

## A. SCREAMIN' EAGLE® BILLET CAM SUPPORT PLATE WITH HIGH-VOLUME OIL PUMP

A great upgrade for any performance motor. The Billet Cam Support Plate is manufactured from billet aluminum with pressed-in bronze bushings and is pre-assembled with the crankshaft bushing and oil pressure relief valve. Aluminum is specified at 6061 billet plate, heat-treated to T6 specifications with a surface-hardened anodized finish to provide superior strength, rigidity and durability. CNC-precision machining ensures precise dimensions and constant material thickness across the plate, enabling perfect alignment of cams and chains. Cam bushings are made from 660 bronze materials to provide enhanced wear resistance and to stand up to increased loads from the high lift cams common in large displacement motors. The improved Screamin' Eagle® high-flow oil pump provides higher pressure when the oil is hot to keep pressure drops to a minimum and increases the oil supply by 16% and the scavenging by 29% over the '06-'17 Original Equipment oil pump.

**25282-11**

Fits '06-'17 Dyna® and '07-'17 Softail®, and '07-'16 Touring and Trike models. Installation requires separate purchase of Cam Service Kit P/N 17045-99D and Drive Gear Retention Kit P/N 25566-06.



A. SCREAMIN' EAGLE BILLET CAM SUPPORT PLATE WITH HIGH-VOLUME OIL PUMP

## B. SCREAMIN' EAGLE HYDRAULIC CAM CHAIN TENSIONER AND HIGH-FLOW OIL PUMP UPGRADE KIT

This kit updates the cam chain tensioner of your Twin Cam 88® engine to the latest design, as featured on the Twin Cam 96™ engine. The billet cam support plate has been designed to allow the installation of the Twin Cam 96 hydraulic cam chain tensioner to Twin Cam 88-equipped models. These Hydraulic Cam Chain Tensioners will significantly outlast the spring-loaded tensioners and are an ideal addition to an engine modified for improved performance. In addition, '02-'06 models utilize a Twin Cam 96 single row front roller chain and sprocket (included in kit). '99-'01 models use Original Equipment front silent chain and sprocket to retain the cam position sensor function. The kit includes an improved Screamin' Eagle High-Flow Oil Pump that provides increased oil pressure at high operating temperatures. This kit increases the oil supply by 23% and scavenging by 50% when compared to the '99-'05 Original Equipment oil pump and reduces operating temperature of bearings to improve bearing life.

**25284-11**

Fits '99-'05 Dyna, '00-'06 Softail and '99-'06 Touring models. Installation requires separate purchase of Spacer Kit P/N 25285-08, Cam Service Kit P/N 17045-99D and Drive Gear Retention Kit P/N 25566-06.



B. SCREAMIN' EAGLE HYDRAULIC CAM CHAIN TENSIONER AND HIGH-FLOW OIL PUMP UPGRADE KIT

## C. SCREAMIN' EAGLE HIGH-PERFORMANCE INNER CAM BEARINGS

High-performance Inner Cam Bearings are a smart upgrade when installing high-lift cams in a race bike. These bearings provide increased load capacity and extend the engine life in extreme racing conditions. Kit includes two bearings required to complete one Twin Cam engine.

**24017-10**

Fits '99-'05 Dyna, '00-'06 Softail and '99-'06 Touring models.

**24018-10**

Fits '06-'17 Dyna, '07-'17 Softail and '07-'16 Touring and Trike models.



New Pump Rotor

Original Pump Rotor

HIGH VOLUME OIL PUMP COMPARISON

C. SCREAMIN' EAGLE HIGH-PERFORMANCE INNER CAM BEARINGS


Street legal and/or street compliant statements refer to product meeting 50-State emissions and noise standards in the United States.

The street legal and/or street compliant statements may not apply to markets outside of the United States.

# SCREAMIN' EAGLE® 393

## STAGE III & IV UPGRADES

Screamin' Eagle® Stage Kits offer complete street-compliant performance configurations engineered to help you generate specific torque and horsepower gains. Eliminating all the guesswork and trial-and-error testing normally associated with engine modifications, Stage Kits include everything you need to enhance your bike's performance, including big-bore cylinders, high-compression pistons, performance cams and high-flow air cleaners.



BOLT-ON TWIN-CAM 10 BIG BORE STAGE KITS

HIGH-STRENGTH CYLINDER LINERS ARE MACHINED TO SLIP INTO THE STOCK CASE OPENING


### FEATURES

#### BOLT-ON BIG BORE CYLINDERS

In the past, the only way to increase the bore of your 103- or 110-cubic-inch Twin Cam V-Twin motor was to tear down the motor and re-bore the engine cases to fit larger bore cylinder spigots. It was a labor-intensive and expensive process. The Screamin' Eagle team has engineered a 4" Big Bore Cylinder and Piston package that increase the internal bore from 3-7/8" to 4", without increasing the outside diameter of the cylinder spigot. The cylinder slips into the existing case bore without modification.

Street legal and/or street compliant statements refer to product meeting 50-State emissions and noise standards in the United States.

The street legal and/or street compliant statements may not apply to markets outside of the United States.



CAST ALUMINUM CYLINDER

CAST-IN-PLACE HIGH-STRENGTH STEEL LINER

STEEL LINER FEATURES TENSILE STRENGTH OF 120,000 PSI - 3 TIMES STRONGER THAN CAST IRON SLEEVES

MACHINED SPIGOT

SCREAMIN' EAGLE



# 394 SCREAMIN' EAGLE®

Twin Cam Stage III Upgrade

## STAGE III

### SCREAMIN' EAGLE® TWIN CAM HIGH-COMPRESSION KIT WITH CAMS – 103CI TO 103CI

Give your Touring bike the kick it needs to pass a road-hogging RV on a long uphill climb. This street compliant Stage III "in-a-box" kit includes the system-matched components you need to build a performance Twin Cam engine with torque and horsepower characteristics you can use – every day. Designed for use with stock cylinder heads, this kit produces big torque gains at lower RPM while maintaining your factory warranty. This street-performance engine has the potential to produce 88hp and 100 lb-ft of torque with the stock cylinder heads. 50-State U.S. EPA compliant.

Kit includes:

- Forged 10.5:1 High Compression Pistons and Rings
- SE-585 Cams
- High Performance Valve Springs
- Perfect-Fit Pushrods
- Top End Gasket Kit
- Heavy Duty Clutch Spring

#### 92500028

Fits '14-'16 Touring models. Does not fit Trike or models with Twin-Cooled™ engines. Requires separate purchase of outer Primary Cover Gasket. Installation requires separate purchase of Cam Drive Retention Kit P/N 25566-06. May require Cam Spacer Kit P/N 25928-06. All models require ECM calibration for proper installation.

**NOTICE:** Installation of automatic or manual compression releases on large displacement engines is highly recommended.

When installed by an authorized Harley-Davidson® Dealer within 60 days of the vehicle purchase, compliant kits do not impact the vehicle's limited warranty.



## STAGE III

# SCREAMIN' EAGLE® 395

Twin Cam Stage III Upgrade

### SCREAMIN' EAGLE® TWIN CAM STAGE III KIT – 103CI TO 110CI

Build a fast, reliable 110-cubic-inch Twin Cam hauler without having to remove the motor from the chassis. This Stage III Street Performance Kit combines system-matched Screamin' Eagle® big bore cylinders, high-compression pistons and performance cams and valve train components with the Original Equipment cylinder heads for a cost-effective boost in torque and performance. The exclusive bolt-on 4.0" cylinders are engineered with high-strength slim-wall spigots that slip into the factory crank case without any additional machining. The 4" flat top pistons team with the stock cylinder heads to produce a performance-enhancing 10.2:1 compression ratio (10.4:1 on Twin-Cooled™ models), and the high-lift SE-585 cam produces a boost in torque throughout the RPM range. 50-State U.S. EPA compliant.

Kit includes:

- Screamin' Eagle 4.0" Bolt-On Cylinders
- Forged 10.2:1 Compression Pistons and Rings
- SE-585 Cams
- High Performance Valve Springs
- Perfect-Fit Pushrods
- Screamin' Eagle High-Capacity Roller Tappets
- Top End and Cam Cover Gaskets
- Heavy Duty Clutch Spring

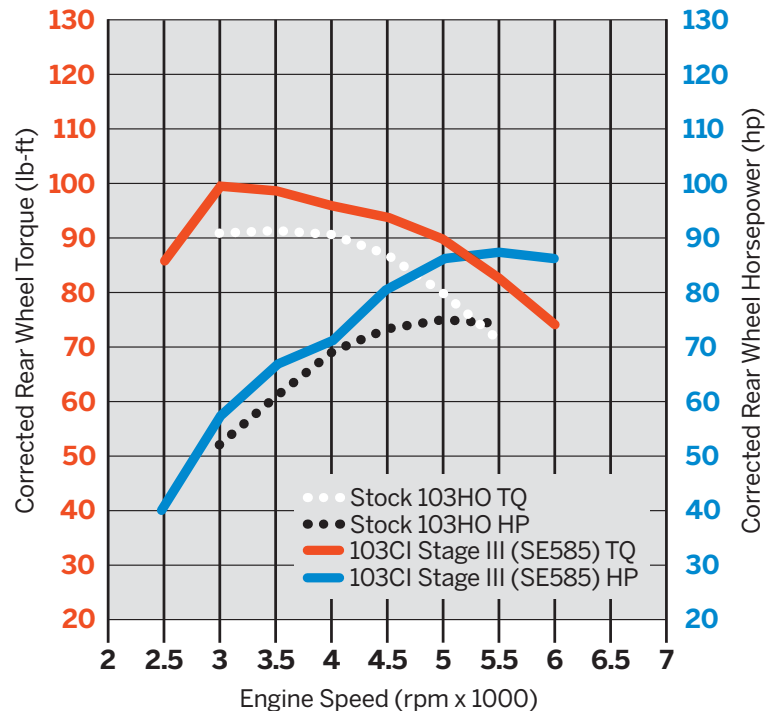
#### 92500035 Black Highlighted.

Fits '16-'17 Softail® and '14-'16 Touring models. Does not fit Trike models, FLSS, FLSTFB, CVO™ 110 models or models with engine cases that have been machined to accept large-bore cylinders. Requires separate purchase of Cam Drive Retention Kit P/N 25566-06. Cam Spacer Kit P/N 25928-06 is recommended. Twin-Cooled models require separate purchase of model-specific head gaskets. All models require recalibration with Screamin' Eagle Pro Street Tuner (sold separately).

When installed by an authorized Harley-Davidson® Dealer within 60 days of the vehicle purchase, compliant kits do not impact the vehicle's limited warranty.



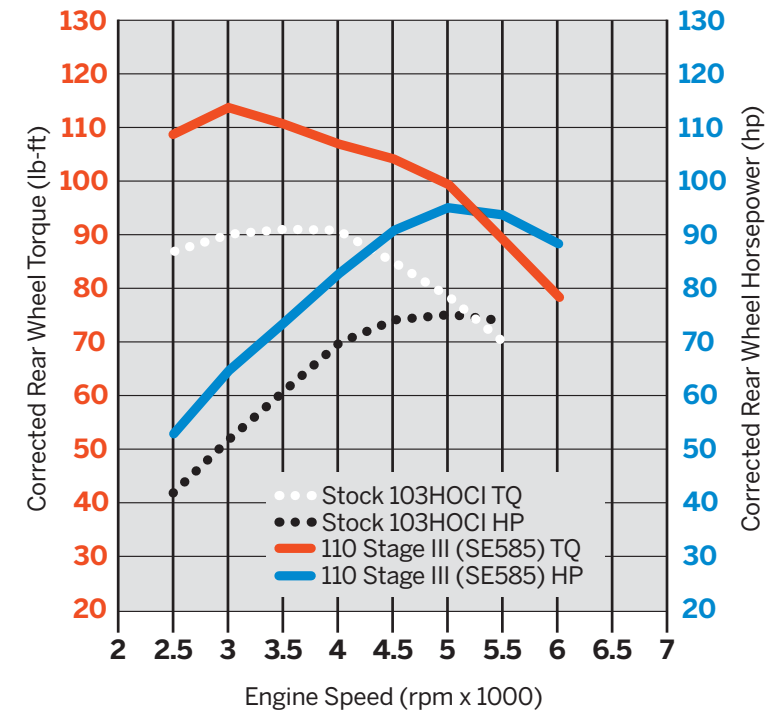
Twin Cam 103HO Stock vs. 103CI High Compression Kits with Cams & Street Cannon Mufflers



Street legal and/or street compliant statements refer to product meeting 50-State emissions and noise standards in the United States.

The street legal and/or street compliant statements may not apply to markets outside of the United States.

Twin Cam 103HO Stock vs. 103 to 110CI Stage III with SE CVO Mufflers



Street legal and/or street compliant statements refer to product meeting 50-State emissions and noise standards in the United States.

The street legal and/or street compliant statements may not apply to markets outside of the United States.

SCREAMIN' EAGLE



# 396 SCREAMIN' EAGLE®

Twin Cam Stage III Upgrade

## STAGE III



### SCREAMIN' EAGLE® TWIN CAM CONVERSION KIT WITH CAMS – 96CI TO 103CI

The Stage II Big Bore Kit provides the parts you need to increase the horsepower of your EFI-equipped model. The kit increases the displacement of your Twin Cam-equipped model from 96 cubic inches (1584cc) to 103 cubic inches (1690cc). 50-State U.S. EPA compliant. California kits are street compliant on California pollution controlled vehicles when used with Original Equipment mufflers.

Kit includes:  
 Big Bore Cylinders  
 Big Bore Flat Top Pistons and Rings  
 SE-255 Cams  
 High-Flow Air Cleaner Kit with One-Piece Back Plate  
 Top End Gasket Kit  
 Heavy Duty Clutch Spring

**27543-08** Black Highlighted.  
 Fits '10-'11 Softail® models equipped with a Twin Cam 96™ engine. Also fits '08-'09 California Softail models. Installation requires separate purchase of Primary Cover Gasket, Cam Drive Retention Kit P/N 25566-06, Cam Spacer Kit P/N 25928-06 is recommended. All models require ECM calibration for proper installation.

**27557-08** Black Highlighted.  
 Fits '10-'11 Touring models equipped with Twin Cam 96 engine. Also fits '08-'09 California Touring models. '10 FLHX and FLTRX models require separate purchase of 2-into-2 Head Pipe and mufflers. Installation requires separate purchase of Primary Cover Gasket, Cam Drive Retention Kit P/N 25566-06, Cam Spacer Kit P/N 25928-06 is recommended. All models require ECM calibration for proper installation.

**27564-09A** Black Highlighted.  
 Fits 49-state '09 Touring models. Kit includes catalyst head pipe. Does not fit Trike models. Not street compliant in California. Installation requires separate purchase of Primary Cover Gasket, Cam Drive Retention Kit P/N 25566-06, Cam Spacer Kit P/N 25928-06 is recommended. All models require ECM calibration for proper installation.

**NOTICE:** Installation of automatic or manual compression releases on large displacement engines is highly recommended.

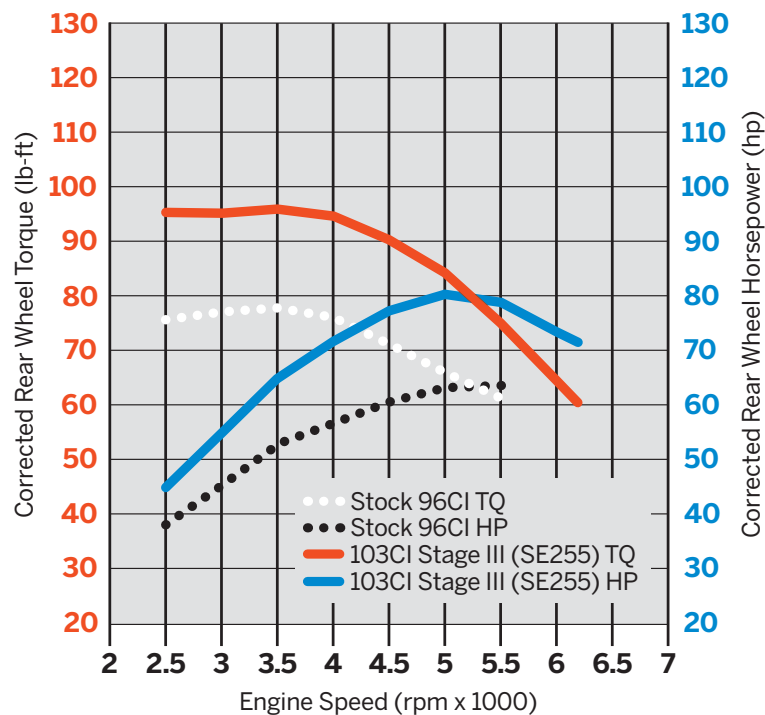
**NOTICE:** Installation of a California performance kit onto a 49-state model motorcycle or a 49-state performance kit onto a California model motorcycle will void manufacturer's warranty, as it will not result in a street compliant configuration.

When installed by an authorized Harley-Davidson® Dealer within 60 days of the vehicle purchase, compliant kits do not impact the vehicle's limited warranty.

Street legal and/or street compliant statements refer to product meeting 50-State emissions and noise standards in the United States.

The street legal and/or street compliant statements may not apply to markets outside of the United States.

Twin Cam 96 Stock vs. 96 to 103CI Conversion with Street Use Exhaust



Street legal and/or street compliant statements refer to product meeting 50-State emissions and noise standards in the United States.

The street legal and/or street compliant statements may not apply to markets outside of the United States.

## STAGE III



# SCREAMIN' EAGLE® 397

Twin Cam Stage III Upgrade

### SCREAMIN' EAGLE® TWIN CAM CONVERSION KIT – 96CI TO 103CI

This Big Bore Kit lets you increase the displacement of your Twin Cam 96™ engine-equipped model from 96 cubic inches (1584cc) to 103 cubic inches (1690cc). A high-performance clutch spring is included to provide the additional clutch capacity required by the extra torque. 50-State U.S. EPA Compliant.

Kit includes:  
 Big Bore Cylinders  
 Big Bore Flat Top Pistons and Rings  
 High-Flow Air Cleaner with One-Piece Back Plate  
 Top End Gasket Kit  
 Heavy Duty Clutch Spring

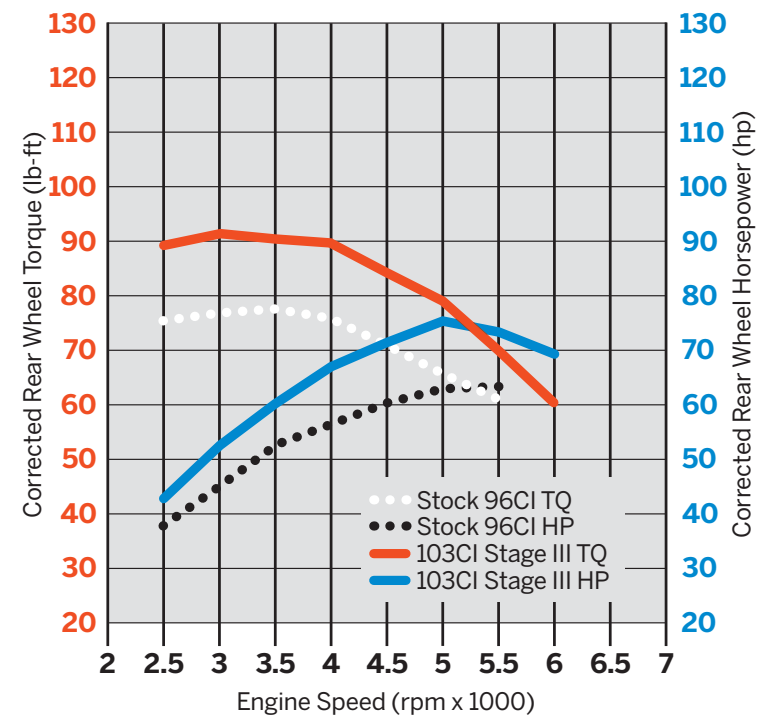
**29903-07A** Black Highlighted.  
 Fits all '07 Twin Cam and '08-'11 Softail® models equipped with a Twin Cam 96™ engine. Installation requires separate purchase of Primary Cover Gasket, Cam Drive Retention Kit P/N 25566-06, Cam Spacer Kit P/N 25928-06 is recommended. All models require ECM calibration for proper installation.

**27539-08A** Black Highlighted (not shown).  
 Fits '08-'11 Touring models equipped with a Twin Cam 96 engine. Installation requires separate purchase of Primary Cover Gasket, Cam Drive Retention Kit P/N 25566-06, Cam Spacer Kit P/N 25928-06 is recommended. All models require ECM calibration for proper installation.

**NOTICE:** Installation of automatic or manual compression releases on large displacement engines is highly recommended.

When installed by an authorized Harley-Davidson® Dealer within 60 days of the vehicle purchase, compliant kits do not impact the vehicle's limited warranty.

Twin Cam 96 Stock vs. 96 to 103CI Conversion



Street legal and/or street compliant statements refer to product meeting 50-State emissions and noise standards in the United States.

The street legal and/or street compliant statements may not apply to markets outside of the United States.



# 398 SCREAMIN' EAGLE®

Twin Cam Stage IV Upgrade

## STAGE IV

### SCREAMIN' EAGLE® TWIN CAM TIRE SHREDDER KIT – 103CI TO 110CI

This comprehensive kit provides a complete package of matched components that allow you to build a high-performance 110CI Twin Cam without voiding the factory warranty. The unique Screamin' Eagle® 4.0" big bore cylinders are engineered to slip into the engine cases without case machining or modification, so the engine stays in the chassis during the build. 50-State U.S. EPA compliant.

Kit includes:

- Screamin' Eagle 4.0" Bolt-On Cylinders
- Forged 10.2:1 High Compression Pistons and Rings
- Screamin' Eagle 58mm Throttle Body
- High Flow Fuel Injectors (5.3 g/s)
- Screamin' Eagle CNC-Ported Cylinder Heads
- SE-259E Cams
- Perfect-Fit Pushrods
- Screamin' Eagle High-Capacity Roller Tappets
- Top End and Cam Cover Gaskets
- Heavy Duty Clutch Spring

#### 92500038

Fits '14-'16 Touring models. Does not fit Twin-Cooled™ models. Does not fit Trike models, CVO™ 110 models or models with engine cases that have been machined to accept large-bore cylinders. Requires separate purchase of accessory 58mm air cleaner and Cam Drive Retention Kit P/N 25566-06. Cam Spacer Kit P/N 25928-06 is recommended. All models require recalibration with Screamin' Eagle Pro Street Tuner (sold separately).

When installed by an authorized Harley-Davidson® Dealer within 60 days of the vehicle purchase, compliant kits do not impact the vehicle's limited warranty.



## STAGE IV

# SCREAMIN' EAGLE® 399

Twin Cam Stage IV Upgrade

### SCREAMIN' EAGLE® TWIN CAM CONVERSION KIT – 103CI TO 110CI

Bring your Twin Cam motorcycle up to the same 110-cubic-inch displacement and power output as the CVO™ Screamin' Eagle® models without expensive machining or removing the engine from the chassis. This street compliant kit combines the proven SE-255 cams and cylinder heads of the CVO model with exclusive Screamin' Eagle bolt-on 4.0" cylinders and system-matched pistons to deliver high torque and reliable everyday performance. The automatic compression release-equipped cylinder heads and the flat top forged pistons combine to develop a 9.3:1 compression ratio for easy starting, and the Screamin' Eagle lifters ensure quiet reliable valve train operation. 50-State U.S. EPA compliant.

Kit includes:

- Screamin' Eagle 4.0" Bolt-On Cylinders
- Forged 9.3:1 Compression Pistons and Rings
- CVO 110 Cylinder Heads
- SE-255 Cams
- High-Capacity Roller Tappets
- Top End and Cam Cover Gaskets
- Heavy Duty Clutch Spring
- Cam Spacer Kit P/N 25928-06 is recommended

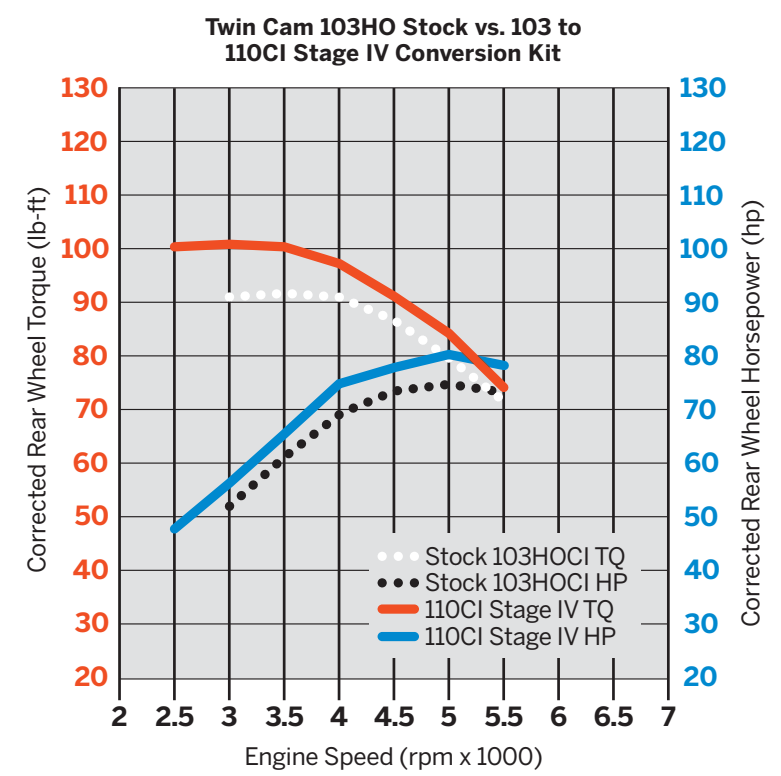
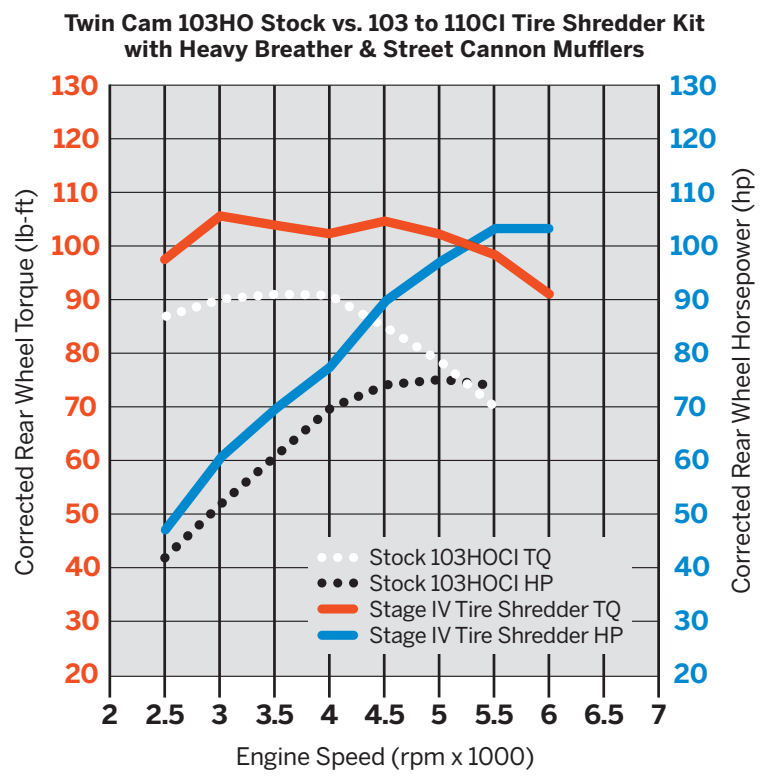
#### 92500031 Black Highlighted.

Fits '10-'16 Touring models (except '14-'16 models with Twin-Cooled™ engines). Does not fit Trike models, CVO 110 models, or models with engine cases that have been machined to accept large bore cylinders. Requires separate purchase of Screamin' Eagle high-flow air cleaner. '10 FLHX and FLTRX models require separate purchase of 2-into-2 Head Pipe Kit and Mufflers. '11-'16 Touring models require installation of CVO Mufflers P/N 64768-09A and 64769-09A or FatShotz Muffler Kit P/N 80847-10 (sold separately). '10-'11 Touring models require ACR Harness P/N 70623-08. Installation requires separate purchase of Primary Cover Gasket. Cam Drive Retention Kit P/N 25566-06. Cam Spacer Kit P/N 25928-06 is recommended. All models require ECM calibration for proper installation.

**92500032 Black Highlighted.** Fits '14-'16 FLHTCU, FLHTCUL, FLHTK, FLHTKL and FLTRU models with Twin-Cooled engines. Does not fit Trike models, CVO 110 models, or models with engine cases that have been machined to accept large bore cylinders. Requires separate purchase of Screamin' Eagle high-flow air cleaner. Installation requires separate purchase of Primary Cover Gasket. Cam Drive Retention Kit P/N 25566-06. Cam Spacer Kit P/N 25928-06 is recommended. All models require ECM calibration for proper installation.

**92500033 Black Highlighted.** Fits '11-'17 Dyna® FXD, FXDB and FXDC models equipped with Shorty Dual Exhaust. Installation requires separate purchase of Muffler P/N 64895-09 (Qty 2). Also fits 50-state '10-'17 FXDF and FXDWG models. FXDF and FXDWG models requires separate purchase of Mufflers P/N 65884-09 and 65886-09. All Dyna models require separate purchase of Screamin' Eagle high-flow cleaner. '10-'11 Dyna models require ACR Harness P/N 70623-06. Does not fit models with engine cases that have been machined to accept large-bore cylinders. Also fits 50-state '11-'17 Softail® models (except FLS, FLSS, FLSTFBS, FLSTN, FLSTS, CVO 110 models or models with engine cases that have been machined to accept large-bore cylinders.). Requires separate purchase of Screamin' Eagle high-flow air cleaner. '11 Softail models require ACR Harness P/N 70623-11. Installation requires separate purchase of Primary Cover Gasket. Cam Drive Retention Kit P/N 25566-06. Cam Spacer Kit P/N 25928-06 is recommended. All models require ECM calibration for proper installation. '17 models require recalibration with Screamin' Eagle Pro Street Tuner (sold separately).

When installed by an authorized Harley-Davidson® Dealer within 60 days of the vehicle purchase, compliant kits do not impact the vehicle's limited warranty.



Street legal and/or street compliant statements refer to product meeting 50-State emissions and noise standards in the United States.

The street legal and/or street compliant statements may not apply to markets outside of the United States.

Street legal and/or street compliant statements refer to product meeting 50-State emissions and noise standards in the United States.

The street legal and/or street compliant statements may not apply to markets outside of the United States.



# 400 SCREAMIN' EAGLE®

Twin Cam Stage IV Upgrade

STAGE IV

## SCREAMIN' EAGLE® TWIN CAM STAGE IV KIT – 103CI TO 103CI

This Street Performance kit provides the maximum horsepower output for a legal 103 Kit that will maintain the factory warranty. The Air-Cooled Street Performance Kit produces 96 hp and 105 lbs-ft of torque. The Twin-Cooled™ engine version is rated at 93 hp and 100 lbs-ft of torque. 50-State U.S. EPA compliant.

Kit includes:

- Forged 10.5:1 High Compression Pistons and Rings
- Screamin' Eagle® 58mm Throttle Body
- Screamin' Eagle CNC Ported Cylinder Heads
- SE-259E Cams
- Perfect-Fit Pushrods
- Top End Gasket Kit
- Heavy Duty Clutch Spring

**92500011** Black Highlighted.  
Fits '16-'17 Softail® (except FLSS, FLSTFBS and FXSE) and '10-'16 Touring models (except '14-'16 models with Twin-Cooled engines) equipped with a Twin Cam 103™ engine. Fits 49-state '10-'11 Touring models equipped with a Twin Cam 96™ engine with separate purchase of Screamin' Eagle 3-7/8" Big Bore Cylinder Kit. '10 FLHX and FLTRX requires dual exhaust. Does not fit Trike models. Installation requires separate purchase of Primary Cover Gasket. Cam Drive Retention Kit P/N 25566-06. Cam Spacer Kit P/N 25928-06 is recommended. All models require ECM calibration for proper installation. '17 models require recalibration with Screamin' Eagle Pro Street Tuner (sold separately).



6

When installed by an authorized Harley-Davidson® Dealer within 60 days of the vehicle purchase, compliant kits do not impact the vehicle's limited warranty.

STAGE IV

# SCREAMIN' EAGLE® 401

Twin Cam Stage IV Upgrade

## SCREAMIN' EAGLE® TWIN CAM BOLT-ON 110CI TO 117CI KIT

Turn your Original Equipment 110-cubic-inch model into a fast, reliable 117-cubic-inch Twin Cam hauler without having to remove the motor from the chassis. This Street Performance Kit combines system-matched Screamin' Eagle® big bore cylinders, forged pistons and performance cams and valve train components with the Original Equipment cylinder heads for a cost-effective boost in torque and performance. The exclusive bolt-on 4.125" cylinders are engineered with high-strength slim-wall spigots that slip into the factory 110CI crank case without any additional machining. The 4.125" flat top pistons team with the stock cylinder heads to produce a performance-enhancing 9.9:1 compression ratio, and the high-lift SE-259E cam produces a boost in torque throughout the RPM range. 50-State U.S. EPA compliant.

Kit includes:

- Screamin' Eagle 4.125" Bolt-On Cylinders
- Forged 9.9:1 Compression Pistons and Rings
- Screamin' Eagle 58mm Throttle Body
- High Flow Fuel Injectors (5.3 g/s)
- SE-259E Cams
- Perfect-Fit Pushrods
- Screamin' Eagle High-Capacity Roller Tappets
- Screamin' Eagle Inner Cam Bearing Kit
- Top End and Cam Cover Gaskets

Fits '14-'17 CVO™ 110CI Softail® and '14-'16 CVO Touring models. Also fits '16-'17 110CI FLSS, FLSTFBS and FXDLS models. Requires purchase of accessory 58mm air cleaner and Cam Drive Retention Kit P/N 25566-06 (except models equipped with Screamin' Eagle Heavy Breather Elite Performance Air Cleaner Kits). Models equipped with Ventilator Air Cleaner require separate purchase of 58mm Air Cleaner Backplate P/N 29400038. All models require ECM calibration for proper installation. '16-'17 FXDLS and all '17 models require recalibration with Screamin' Eagle Pro Street Tuner (sold separately).

**92500055** Granite Finish.

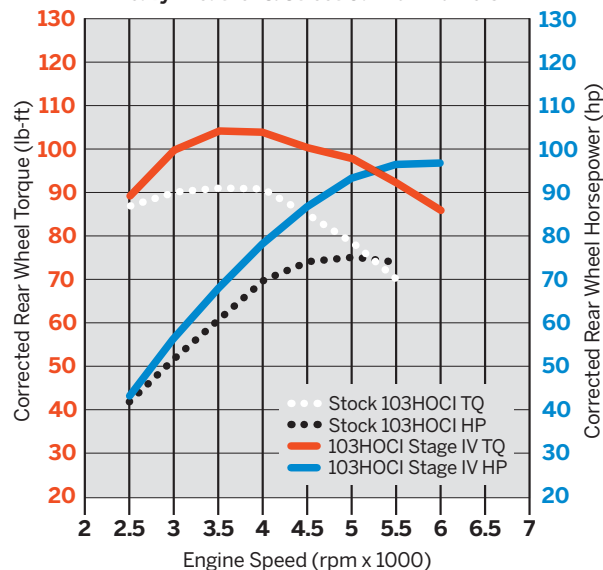
**92500054** Black Finish.



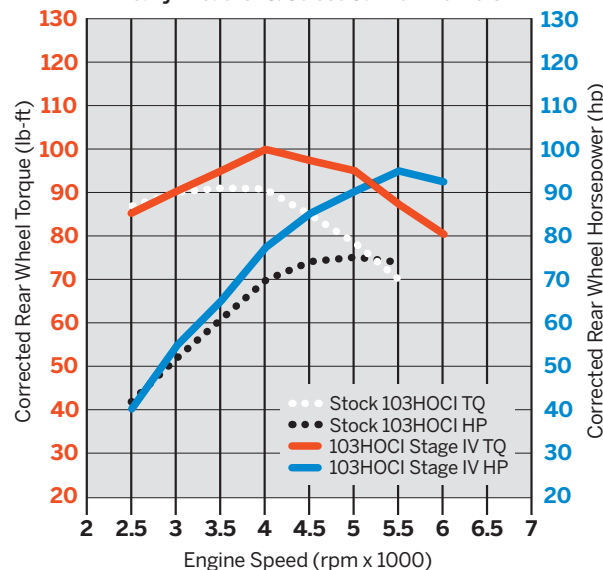
6

When installed by an authorized Harley-Davidson® Dealer within 60 days of the vehicle purchase, compliant kits do not impact the vehicle's limited warranty.

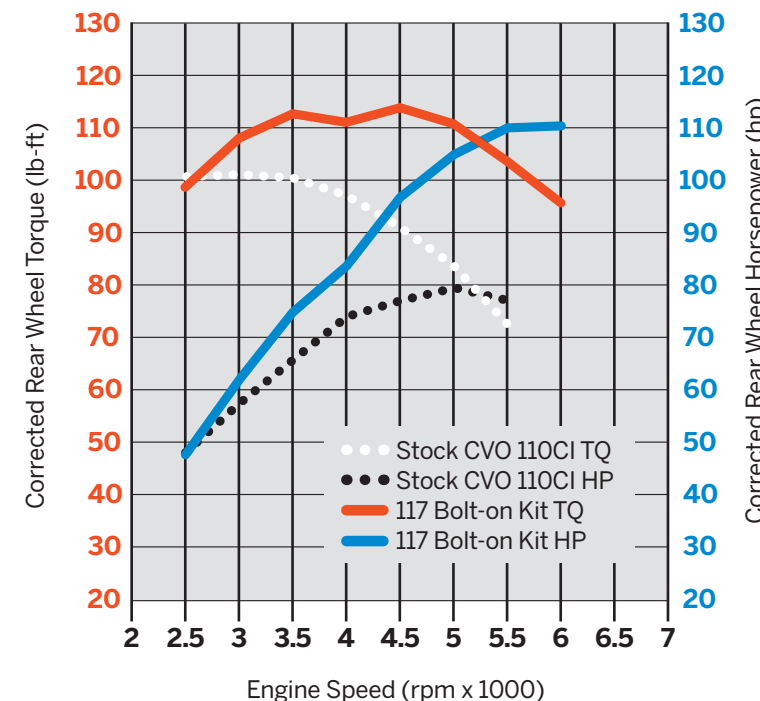
**Air-Cooled**  
Twin Cam 103HO Stock vs. 103CI Stage IV with Heavy Breather & Street Cannon Mufflers



**Twin-Cooled™**  
Twin Cam 103HO Stock vs. 103CI Stage IV with Heavy Breather & Street Cannon Mufflers



**Twin Cam CVO™ 110CI Stock vs 110 to 117CI Stage IV with Ventilator Air Cleaner & SE CVO Mufflers**



Street legal and/or street compliant statements refer to product meeting 50-State emissions and noise standards in the United States.

The street legal and/or street compliant statements may not apply to markets outside of the United States.

Street legal and/or street compliant statements refer to product meeting 50-State emissions and noise standards in the United States.

The street legal and/or street compliant statements may not apply to markets outside of the United States.

SCREAMIN' EAGLE



# SPORTSTER® POWERTRAIN

Screamin' Eagle® Stage upgrades offer complete street-compliant performance configurations engineered to generate specific torque and horsepower gains. Eliminating all the guesswork and trial-and-error testing normally associated with engine modifications, Stage upgrades include everything you need to enhance your bike's performance.



## STAGE I

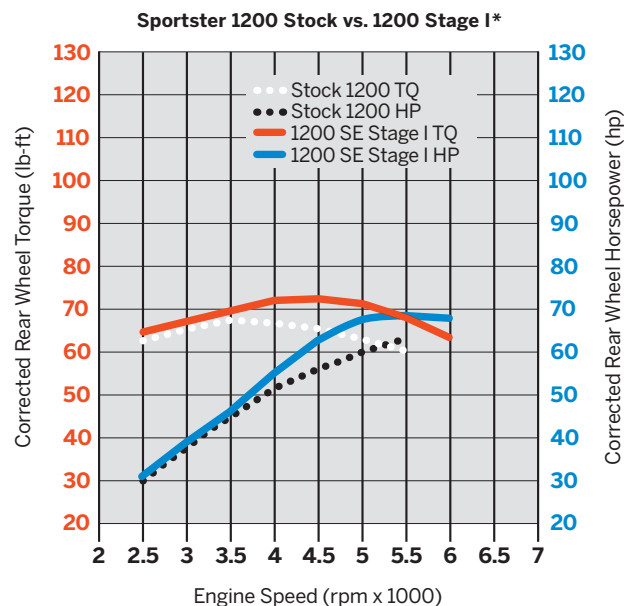
### INTAKE + EXHAUST + TUNING

The easiest and most cost-effective step to improve your motorcycle's performance is to increase the airflow into and out of the engine. A high-flow air cleaner and system-matched slip-on mufflers provide horsepower and torque improvements you can feel throughout the RPM range, and serve as the core components for all performance upgrades. ECM calibration is required to tune the fuel flow and timing required to accommodate the improved airflow.

**Stage I** upgrade can be installed without engine disassembly. No special tools are required. Requires ECM tuning.



Street legal and/or street compliant statements refer to product meeting 50-State emissions and noise standards in the United States. The street legal and/or street compliant statements may not apply to markets outside of the United States.

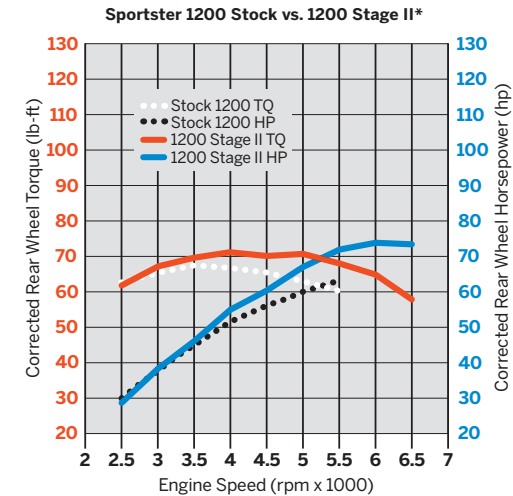


\* 14-later XL1200 Stage II with Heavy Breather A/C & Street Cannon Mufflers

## STAGE II

### STAGE I + CAM UPGRADE

Adding performance cams to a Stage I equipped bike is the next step to improved performance. Cam choices allow you to tailor the engine's performance to your specific needs. A torque cam offers on-demand throttle response from low to mid RPM at cruising speed. A power cam targets high-RPM, wide-open throttle response that keeps pulling right up to redline. ECM calibration tuning is required to accommodate the increased valve timing, and performance valve springs may be required for high-lift cams.



\* 14-later XL1200 Stage II with Heavy Breather A/C & Street Cannon Mufflers



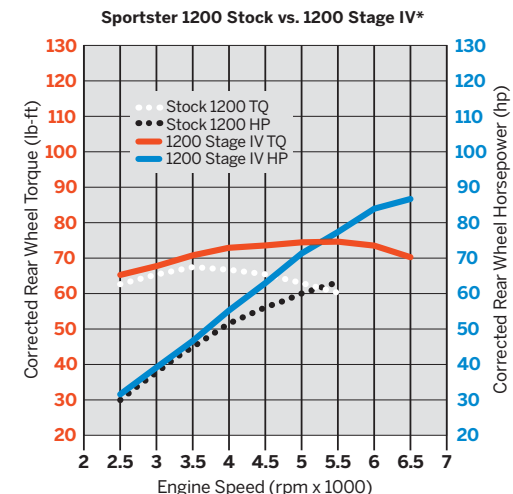
**Stage II** upgrade requires minor engine disassembly to replace the cam. Special tools and ECM tuning are required.



## STAGE IV

### STAGE I + CAMS, PISTONS, CYLINDER HEADS & THROTTLE BODY

For maximum performance improvement, the addition of high-compression pistons, free-flowing ported cylinder heads and a big bore throttle body top off a performance build. The large-diameter throttle body and port-matched intake manifold deliver huge volumes of fuel and air to the engine, the smooth passages and larger valves easily dump the mixture into the engine and the high compression pistons squeeze the air/fuel into a more volatile vapor. When ignited, the result is a major power increase. Designed to satisfy the high-RPM, throttle-twisting rider, the Stage IV update delivers 20-30% increase in power that keeps pulling right up to the redline, without sacrificing mid-range torque. ECM calibration tuning is required to add more fuel, and a higher-lift cam may be required to deliver maximum power.



\* 1200 Stage IV with High-Flow A/C & Street Cannon Mufflers



**Stage IV** bolt-on upgrade requires removal of the engine's top end and opening the cam chest. Engine remains in the chassis and no machining is required. Special tools and ECM tuning are required.



Street legal and/or street compliant statements refer to product meeting 50-State emissions and noise standards in the United States. The street legal and/or street compliant statements may not apply to markets outside of the United States.



# 404 SCREAMIN' EAGLE®

Sportster® Stage I Upgrade

## A. SCREAMIN' EAGLE® HEAVY BREATHER PERFORMANCE AIR CLEANER KIT



This high-flow forward-facing exposed element Air Cleaner Kit is sure to turn heads at the starting line. Featuring a polished elbow and exposed filter, this unique air cleaner system offers improved performance and airflow when compared to the stock or Screamin' Eagle® High-Flow Air Cleaner. The washable and rechargeable filter features a bright chrome end cap with a laser-engraved Screamin' Eagle logo. Intake tube and back plate are made from die-cast lightweight aluminum and are polished and chrome-plated or painted black for a brilliant finish. The back plate features integral breathers and sealed breather bolt plug. Kit includes a water-repellent rain sock and all mounting hardware. 50-State U.S. EPA compliant.

Fits '08-later XL models with Original Equipment Throttle Body. All models require ECM calibration for proper installation. '17-later models require recalibration with Screamin' Eagle® Pro Street Tuner (sold separately). Pending approval for use in California on '21 models. Refer to H-D.com/shop for status.

**29264-08A** Chrome.

**29080-09A** Gloss Black.

Fits '14-later XL1200 model equipped with Screamin' Eagle High Flow 58mm Throttle Body. All models require ECM calibration for proper installation. '17-later models require recalibration with Screamin' Eagle Pro Street Tuner (sold separately).

**29400228A** Chrome.

**29400227A** Gloss Black.

NOTE: The washable and rechargeable filter uses a special coating to help filter fine particles from the incoming air. With time, the oil in the filter will dissipate and the element will begin to turn gray. The original red color can be restored with an application of K&N® Air Filter Oil.



A. SCREAMIN' EAGLE HEAVY BREATHER PERFORMANCE AIR CLEANER KIT – CHROME



A. SCREAMIN' EAGLE HEAVY BREATHER PERFORMANCE AIR CLEANER KIT – GLOSS BLACK

## B. SCREAMIN' EAGLE HEAVY BREATHER FILTER COVER – TEARDROP

Dress up the Heavy Breather Air Cleaner with this radical cover. Manufactured from forged aluminum and precision CNC-machined and polished, these easy-to-install two-piece covers add a rich custom look. Cover is available in mirror-chrome or cut back gloss black finish to match your customizing direction. Kit includes water-repellent rain sock.

Fits models equipped with Screamin' Eagle Heavy Breather Air Cleaner Kits on Twin-Cam and XL model. (except Compact Heavy Breather P/N 28716-10A, Heavy Breather Elite P/N 29400173, 29400172 or 29400285, and Milwaukee Eight Heavy Breather P/N 29400263 or 29400264).

**29400061A** Cut Back Gloss Black – Side Logo.

**28739-10A** Cut Back Gloss Black – End Logo.

**28740-10A** Chrome – End Logo.



B. SCREAMIN' EAGLE HEAVY BREATHER FILTER COVER – TEARDROP, CUT BACK GLOSS BLACK – SIDE LOGO



B. SCREAMIN' EAGLE HEAVY BREATHER FILTER COVER – TEARDROP, CHROME



B. SCREAMIN' EAGLE HEAVY BREATHER FILTER COVER – TEARDROP, CUT BACK GLOSS BLACK



C. SCREAMIN' EAGLE PERFORMANCE AIR CLEANER KIT – RAIL COLLECTION



D. EXTREME BILLET AIR CLEANER KIT – CHISEL, CHROME



D. EXTREME BILLET AIR CLEANER KIT – CHISEL, CUT BACK GLOSS BLACK

# SCREAMIN' EAGLE® 405

Sportster® Stage I Upgrade

## C. SCREAMIN' EAGLE® PERFORMANCE AIR CLEANER KIT – RAIL COLLECTION



The look is bold and the performance exhilarating. This race-inspired air cleaner is engineered to flow through the perimeter and the face of the air filter, providing high volumes of unrestricted airflow to the engine. The open-design face plate features a rich black finish with machined longitudinal strakes to expose the glowing aluminum below. Kit includes air cleaner trim, one-piece cast back plate, high-flow washable air filter element, rain sock and all required hardware. 50-State U.S. EPA compliant.

**29400232A**

Fits '07-later XL models with Original Equipment throttle body. All models require ECM calibration for proper installation. '17-later models require recalibration with Screamin' Eagle® Pro Street Tuner (sold separately). Pending approval for use in California on '21 models. Refer to H-D.com/shop for status.

## D. SCREAMIN' EAGLE EXTREME BILLET AIR CLEANER KIT



The bold styling of this intake system looks just as impressive as the long patch of burnout rubber you just laid down. The forged billet aluminum cover tops off a cast back plate with integral breather for a smooth transition to the throttle body. The race-inspired air cleaner is engineered to flow high volumes of air and the washable pleated element provides the ideal combination of efficiency and engine protection. Available in your choice of style and finish, this easy-to-install kit includes all mounting hardware and rain sock. 50-State U.S. EPA compliant.

Fits '07-later XL models with Original Equipment throttle body. All models require ECM calibration for proper installation. '17-later models require recalibration with Screamin' Eagle® Pro Street Tuner (sold separately). Pending approval for use in California on '21 models. Refer to H-D.com/shop for status.

**29400128** Chisel – Chrome.

**29400127** Chisel – Cut Back Gloss Black.

NOTE: The washable and rechargeable filter uses a special coating to help filter fine particles from the incoming air. With time, the oil in the filter will dissipate and the element will begin to turn gray. The original red color can be restored with an application of K&N® Air Filter Oil.

Street legal and/or street compliant statements refer to product meeting 50-State emissions and noise standards in the United States.

The street legal and/or street compliant statements may not apply to markets outside of the United States.

Street legal and/or street compliant statements refer to product meeting 50-State emissions and noise standards in the United States.

The street legal and/or street compliant statements may not apply to markets outside of the United States.



# 406 SCREAMIN' EAGLE®

Sportster® Stage I Upgrade

## A. SCREAMIN' EAGLE® OVAL HIGH-FLOW AIR CLEANER

The XL High-Flow Air Cleaner Kit provides increased airflow to boost the power of your fuel-injected Sportster® model. The complete kit features a composite air cleaner back plate, air cleaner cover adapter, a high-flow washable synthetic media filter element that does not require oiling and a breather system that routes gasses and excess oil directly into the intake. Kit also includes cover trim and all mounting hardware. Street compliant when used with stock mufflers. 50-State U.S. EPA compliant.

**29782-07**

Fits '07-later XL models with Original Equipment throttle body and oval air cleaner cover. All models require ECM calibration for proper installation. '17-later models require recalibration with Screamin' Eagle Pro Street Tuner (sold separately). Pending approval for use in California on '21 models. Refer to H-D.com/shop for status.

## B. SCREAMIN' EAGLE ROUND HIGH-FLOW AIR CLEANER

The XL High-Flow Air Cleaner Kit provides increased airflow to boost the power of your fuel-injected Sportster model. Available with brilliant chrome or gloss black back plate, this Round Air Cleaner transforms the appearance of your Evolution powerplant and allows you to replace the Original Equipment oval air cleaner cover with your choice of accessory round covers. Or choose to flaunt your performance gains with the open element look, finished with custom Air Cleaner Trim from one of the Harley-Davidson® decorative collections. Kit includes one-piece cast back plate, high-flow washable air filter element and all required hardware. Street compliant when used with stock mufflers. 50-State U.S. EPA compliant.

Fits '07-later XL models with Original Equipment throttle body and round air cleaner cover or round air cleaner Trim. Proper installation with round air cleaner cover requires separate purchase of Air Cleaner Filter Gasket P/N 25700127. All models require ECM calibration for proper installation. '17-later models require recalibration with Screamin' Eagle® Pro Street Tuner (sold separately). Pending approval for use in California on '21 models. Refer to H-D.com/shop for status.

**29000019A** Chrome.

**29000009A** Black.

## C. SCREAMIN' EAGLE AIR CLEANER RAIN SOCK

Add the open-element look to your Screamin' Eagle High-Flow style Air Cleaner. This easy-to-install kit allows you to replace the traditional Original Equipment air cleaner cover with custom inserts from one of the H-D® Decorative Collections. Kit includes a breathable mesh cover with classic Bar & Shield logo that stretches over the filter to maximize airflow while protecting the exposed element from the rain. Fits traditional cone-shaped air cleaner elements featured in many Screamin' Eagle Twin Cam Stage Kits.

**28728-10**

Fits Screamin' Eagle Round High-Flow Air Cleaner Kits.



A. SCREAMIN' EAGLE OVAL HIGH-FLOW AIR CLEANER



B. SCREAMIN' EAGLE ROUND HIGH-FLOW AIR CLEANER



C. SCREAMIN' EAGLE AIR CLEANER RAIN SOCK (SHOWN WITH #1 SKULL AIR CLEANER TRIM)



D. SCREAMIN' EAGLE STREET CANNON SLIP-ON MUFFLERS – SPORTSTER SHORTY DUAL, CHROME (SHOWN WITH CHROME SLASH END CAPS AND BUCKSHOT EXHAUST SHIELDS)



D. SCREAMIN' EAGLE STREET CANNON SLIP-ON MUFFLERS – SPORTSTER SHORTY DUAL, JET BLACK (SHOWN WITH JET BLACK SLASH END CAPS AND BUCKSHOT EXHAUST SHIELDS)



E. SCREAMIN' EAGLE STREET PERFORMANCE SLIP-ON SHORTY DUAL MUFFLERS – CHROME



E. SCREAMIN' EAGLE STREET PERFORMANCE SLIP-ON SHORTY DUAL MUFFLERS – JET BLACK (SHOWN WITH JET BLACK BUCKSHOT EXHAUST SHIELDS)

# SCREAMIN' EAGLE® 407

Sportster® Stage I Upgrade

## D. SCREAMIN' EAGLE® STREET CANNON SLIP-ON MUFFLERS – SPORTSTER® SHORTY DUAL

These 3.25" street compliant high-flow mufflers have been specifically tuned to deliver an aggressive exhaust note and improved performance while preserving the peace with your neighbors. Available in your choice of rich chrome or heat-resistant jet black ceramic finish. Complete the look with your choice of 3.25" endcaps and Screamin' Eagle® Muffler shields (sold separately).

Fits '14-later XL models. Installation requires separate purchase of 3.25" End Caps and Muffler Clamps P/N 65900012 (Qty 2). All models require ECM calibration for proper installation. '17-later models require recalibration with Screamin' Eagle® Pro Street Tuner (sold separately). Pending approval for use in California on '21 models. Refer to H-D.com/shop for status.

**64900208A** Chrome.

**64900209A** Jet Black.

Fits '17-'20 XL1200 models. Designed for International markets that require ECM certified mufflers. Mufflers include matching slash down end caps. Installation requires separate purchase of Muffler Clamps P/N 65900012 (Qty 2).

**64900477** Chrome.

**64900476** Jet Black.

## E. SCREAMIN' EAGLE STREET PERFORMANCE SLIP-ON MUFFLERS – SPORTSTER SHORTY DUAL

Street compliant high-flow mufflers are factory tuned to deliver an aggressive exhaust note and improved performance comparable to Screamin' Eagle II mufflers. Available in your choice of rich chrome or heat-resistant jet black ceramic finish, these mufflers feature a deep embossed Screamin' Eagle logo along the flank. 50-State U.S. EPA compliant.

Fits '07-'13 XL models. Installation requires separate purchase of Muffler Clamps P/N 65296-95A (Qty 2).

**80503-07** Chrome.

**80726-09A** Jet Black.

Street legal and/or street compliant statements refer to product meeting 50-State emissions and noise standards in the United States.

The street legal and/or street compliant statements may not apply to markets outside of the United States.

NOTE: Due to increased diameter of these mufflers some realignment of head pipes is usually required. It is recommended to replace exhaust port gaskets, P/N 65324-83A (stock) or P/N 17048-98 (performance), to avoid tendency of head pipes to return to original position when re-tightened.

NOTE: There is no warranty on exhaust pipes and mufflers with regard to any discoloration. Blueing is caused by tuning characteristics, cam timing, carburetor jetting, over-heating, etc. and is not caused by defective manufacturing.

Street legal and/or street compliant statements refer to product meeting 50-State emissions and noise standards in the United States.

The street legal and/or street compliant statements may not apply to markets outside of the United States.



# 408 SCREAMIN' EAGLE®

Sportster® Stage I Upgrade

## A. MUFFLER END CAPS – 3.25"

These easy-to-install caps allow you to finish your 3.25" Screamin' Eagle mufflers your way. Sold in pairs. Installation hardware included.

Fits '14-later XL and '07-'17 Softail® models equipped with Screamin' Eagle 3.25" Street Cannon Mufflers.

**65100048A** Satin Black Anodized.

**65100044** Chrome – Slash Up/Down/Out.

**65100063** Jet Black – Slash Up/Down/Out.



A. MUFFLER END CAPS – 3.25"  
(SATIN BLACK ANODIZED SHOWN)



A. MUFFLER END CAPS – 3.25"

## C. SCREAMIN' EAGLE® SLASH-CUT MUFFLER SHIELDS – SATIN BLACK

Shaped to mirror the slash down profile of available muffler end caps, this set of rich satin black Muffler Shields is the perfect complement to your blacked-out exhaust system. The rear shield features a subtle laser-etched Screamin' Eagle script. Easy-to-install kit includes front and rear shields and black mounting hardware.

**65400405** Satin Black.

Fits '07-later XL, '07-'17 Dyna® (except '08-'17 FLD, FXDF, FXDL, FXDLS and '10-'17 FXDWG) and '07-'17 Softail® models equipped with Screamin' Eagle Street Performance mufflers.

## D. SCREAMIN' EAGLE SLASH-CUT MUFFLER SHIELDS – CHROME

Styled to complement the ballistic inlet shape of the Screamin' Eagle Street Performance Slip-On Mufflers. The slash-cut rear shield features a laser-etched Screamin' Eagle signature script. Easy-to-install kit includes front and rear shields and mounting hardware.

**65400464** Chrome.

Fits '07-later XL, '07-'17 Dyna® (except '08-'17 FLD, FXDF, FXDL, FXDLS and '10-'17 FXDWG) and '07-'17 Softail models equipped with Screamin' Eagle Street Performance Mufflers.



B. JET BLACK HEADER PIPES



C. SCREAMIN' EAGLE SLASH-CUT MUFFLER SHIELDS – SATIN BLACK



D. SCREAMIN' EAGLE SLASH-CUT MUFFLER SHIELDS – CHROME



E. SLOTTED EXHAUST SHIELD KIT – SATIN BLACK



E. SLOTTED EXHAUST SHIELD KIT – SATIN BLACK



F. BUCKSHOT EXHAUST SHIELD KIT – JET BLACK  
(65400137A SHOWN)



F. BUCKSHOT EXHAUST SHIELD KIT – JET BLACK  
(64924-09 SHOWN)



G. SCREAMIN' EAGLE MUFFLER SHIELDS

# SCREAMIN' EAGLE® 409

Sportster® Stage I Upgrade

## E. SLOTTED EXHAUST SHIELD KIT

Add a custom touch to your ride. These formed steel exhaust shields are available in tough heat-resistant satin black or bronze finishes that look just right when paired with black Screamin' Eagle® Street Cannon Slip-On Mufflers. The slotted cutouts are backed with textured stainless inserts to provide a raw, handcrafted look. Manufactured to Original Equipment standards for exact fit, these easy-to-install kits include front and rear head pipe shields.

**65400422** Satin Black.

Fits '14-later XL models.

## F. BUCKSHOT EXHAUST SHIELD KIT

These custom shields feature a perforated "Buckshot" design that exposes the head pipe for a raw, rebellious look. Available in your choice of finishes, these exhaust shields are a perfect match for Original Equipment or Screamin' Eagle mufflers and provide a consistent look from front to back. Manufactured to Original Equipment standards for exacting fit, the easy-to-install kit includes front and rear head pipe shields.

**65400137A** Jet Black.

Fits '14-later XL models.

## G. SCREAMIN' EAGLE® MUFFLER SHIELDS

Styled to complement the ballistic inlet shape of the Screamin' Eagle Street Performance Slip-On Mufflers. The rear shield features a deep embossed Screamin' Eagle signature script. Available in chrome and jet black. Easy-to-install kit includes front and rear shields and mounting hardware.

**65400078** Jet Black.

Fits '07-later XL, '07-'17 Dyna® (except '08-'17 FLD, FXDF, FXDL and '10-later FXDWG) and '07-'17 Softail® models equipped with Screamin' Eagle Street Performance Mufflers.

Street legal and/or street compliant statements refer to product meeting 50-State emissions and noise standards in the United States.

The street legal and/or street compliant statements may not apply to markets outside of the United States.

Street legal and/or street compliant statements refer to product meeting 50-State emissions and noise standards in the United States.

The street legal and/or street compliant statements may not apply to markets outside of the United States.



# 410 SCREAMIN' EAGLE®

Sportster® Stage II Upgrade

## A. SCREAMIN' EAGLE® PERFORMANCE II SE-585 CAM KIT- SPORTSTER®

The high-lift full throttle cam kit provides significant horsepower gains when coupled with high-flowing exhaust and intake components, and is a great fit for full-throttle horsepower junkies. 50-State U.S. EPA compliant. (exception below).

### 25400125

Fits '14-later XL1200 models. Requires installation of Performance Cylinder Heads P/N 16500074 or 16500347, or upgrade of Original Equipment heads with Performance Valve Spring Kit P/N 18013-03A. All models require ECM calibration for proper installation. '17-later models require recalibration with Screamin' Eagle® Pro Street Tuner (sold separately). **Pending approval for use in California on '21-later models.**

## B. SCREAMIN' EAGLE HIGH-CAPACITY TAPPETS

Screamin' Eagle Tappets feature large high-capacity needles in the roller bearing assembly to improve reliability when operating with high-lift cams, high-pressure valve springs and in high-RPM applications. The 25% larger needle bearings increase the dynamic load rating by approximately 20% when compared to the Original Equipment Twin Cam tappets. The unique design delivers superior tappet life in performance applications. Set of 4.

### 18572-13

Fits '17-later Milwaukee-Eight® Engine equipped models, '00-later XL and XR models and '99-'17 Twin Cam-equipped models.

## C. SCREAMIN' EAGLE PERFORMANCE VALVE SPRING KIT

This performance beehive-shaped Valve Spring Kit will permit the Sportster® engine to rev to 7000 RPM. The unique ovate wire yields increased performance from a compact spring design. The installed spring pressure is increased to 208 lbs and allows a maximum lift of .590". Complete kit includes springs, upper collars and keepers and lower collars with integral valve seals.

### 18013-03A

Fits '04-later XL, XR and '05-'17 Twin Cam-equipped models. Does not fit FXDLS, FLSS, FLSTFB or Screamin' Eagle Performance Heads with .3125" diameter valves.

## STAGE II



A. SCREAMIN' EAGLE PERFORMANCE II SE-585 CAM KIT- SPORTSTER

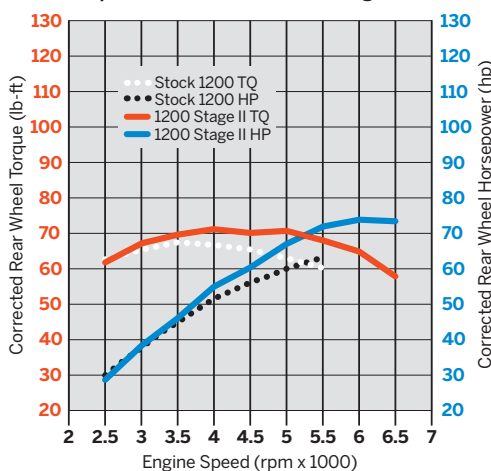


B. SCREAMIN' EAGLE HIGH-CAPACITY TAPPETS



C. SCREAMIN' EAGLE PERFORMANCE VALVE SPRING KIT

Sportster 1200 Stock vs. 1200 Stage II\*



\*14-later XL1200 Stage II with Heavy Breather A/C & Street Cannon Mufflers

Street legal and/or street compliant statements refer to product meeting 50-State emissions and noise standards in the United States.

The street legal and/or street compliant statements may not apply to markets outside of the United States.

## STAGE IV

# SCREAMIN' EAGLE® 411

Sportster® Stage IV Upgrade

## SCREAMIN' EAGLE® SPORTSTER® CONVERSION KIT - 883CC TO 1200CC\*

Make your Iron 883™ model roar. This complete conversion kit will alter the personality of your 883-equipped Sportster® model. Designed to bring your XL883 model up to XL1200 specifications. No case machining is required for installation. 50-State U.S. EPA compliant.

Kit includes:

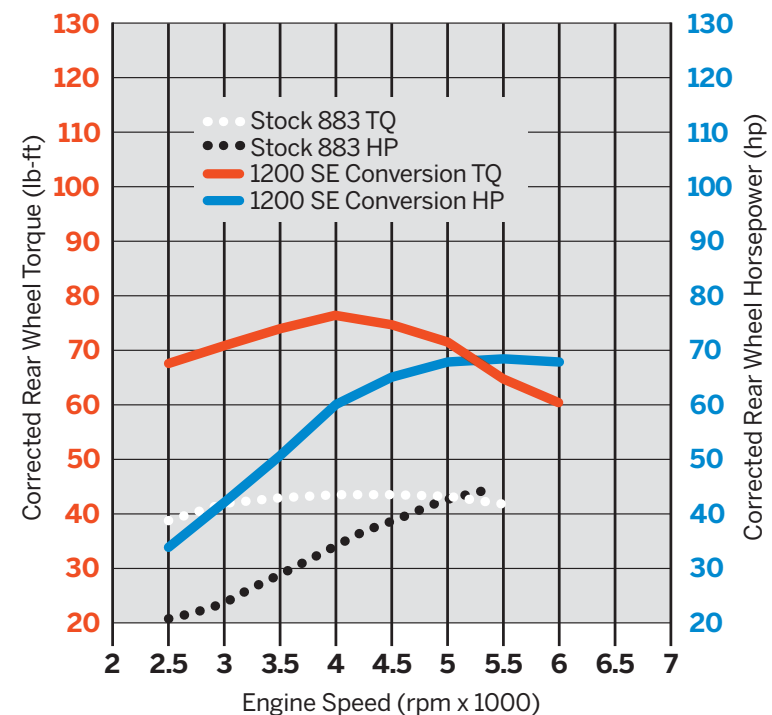
- Sportster High-Flow Air Cleaner Kit
- XL1200 Cylinder Heads
- XL1200 Cylinders
- XL1200 Pistons and Rings
- Heavy Duty Clutch Spring
- Top End Gasket Kit

**29784-07** Black Highlighted. Fits 50-state '07-later XL883 models. All models require ECM calibration for proper installation. '17-later models require recalibration with Screamin' Eagle® Pro Street Tuner (sold separately).

**30003-10** Black Non-Highlighted. Fits 50-state '08-later XL883 models. All models require ECM calibration for proper installation. '17-later models require recalibration with Screamin' Eagle Pro Street Tuner (sold separately).



Sportster 883 Stock vs. 883 to 1200 Conversion\*



\* 883 to 1200 Conversion with Street Cannon Mufflers

Street legal and/or street compliant statements refer to product meeting 50-State emissions and noise standards in the United States.

The street legal and/or street compliant statements may not apply to markets outside of the United States.



**SCREAMIN' EAGLE® SPORTSTER® STAGE IV KIT – 1200CC TO 1200CC**

Maximize the horsepower and torque available for your street compliant Sportster® model. This complete engine package includes all the components you need to build a high-performance ride while still retaining the original factory warranty. Installation does not require removal of the powertrain from the chassis. 50-State U.S. EPA compliant. **Pending regulatory approval for '20-'22 models. Refer to the product information at [www.H-D.com/shop](http://www.H-D.com/shop) for status.**

Kit includes:  
 CNC-Ported Cylinder Heads with Performance Valve Springs  
 Screamin' Eagle® XL SE-585 Cams  
 Forged Hi-Compression 10.5:1 Pistons and Rings  
 58mm Throttle Body and Intake Manifold  
 Top End Gasket Kit

Fits '14-later XL1200 models. Requires separate purchase of 58mm compatible accessory air cleaner. All models require ECM calibration for proper installation. '17-later models require recalibration with Screamin' Eagle Pro Street Tuner (sold separately). Pending approval for use in California on '21-later models. Refer to [H-D.com/shop](http://H-D.com/shop) for status.

- 92500041** Black Highlighted Heads.
- 92500042** Black Non-Highlighted Heads.

When installed by an authorized Harley-Davidson® Dealer within 60 days of the vehicle purchase, compliant kits do not impact the vehicle's limited warranty.

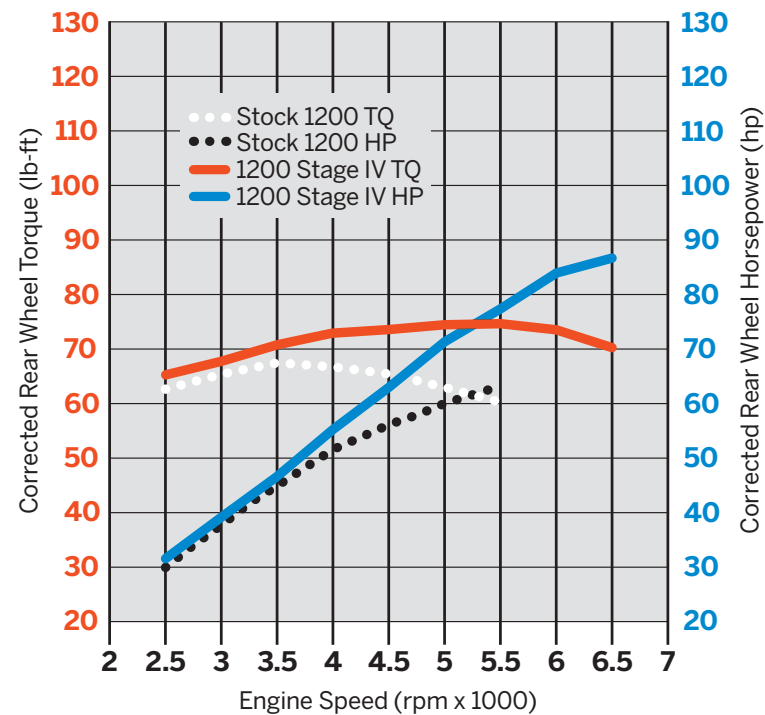


**SCREAMIN' EAGLE® MULTI-FIT ACCESSORIES**

When building a performance powertrain, don't overlook the small stuff. After all, good clean air and a powerful spark are essential for maximum power and engine life. Air cleaner covers and washable K&N® air filters are available to dress your bike in style while maximizing the flow of air to your engine, and Screamin' Eagle® premium spark plugs and plug wires will keep the fire burning.



**Sportster 1200 Stock vs. 1200 Stage IV\***



\* 1200 Stage IV with 58MM Heavy Breather A/C & Street Cannon Mufflers

Street legal and/or street compliant statements refer to product meeting 50-State emissions and noise standards in the United States.

The street legal and/or street compliant statements may not apply to markets outside of the United States.



# 414 SCREAMIN' EAGLE®

Air Filters

## A. SCREAMIN' EAGLE® HIGH-FLO K&N® REPLACEMENT AIR FILTER ELEMENT

K&N® replacement air filters are engineered to improve airflow for increased horsepower and quicker acceleration. K&N filters provide excellent filtration, and because they are washable and reusable, you can clean the filter whenever conditions demand. Designed as direct replacements for specified fitments.

- 1. 29400020** High-Flow – Multi-fit. Fits '07-later XL, '99-'07 Dyna®, '00-'15 Softail® and '99-'07 Touring models equipped with High-Flow Air Cleaner Kits. Replacement for P/N 29442-99E.
- 1. 29400358** High-Flow – Multi-fit. Fits '18-later Softail and '17-later Touring and Trike models equipped with round High-Flow Air Cleaner P/N 29400355 or 29400356.
- 2. 29400021** High-Flow – Dyna. Fits '08-'17 Dyna models equipped with High-Flow Air Cleaner Kits. Replacement for P/N 29385-08.
- 3. 29400019** High-Flow – Touring. Fits '16-'17 Softail and '08-'16 Touring and Trike models equipped with High-Flow Air Cleaner Kits. Replacement for P/N 29244-08.
- 4. 29400247** High-Flow – Wedge Milwaukee-Eight® Engine. Fits '17-later Touring and Trike models equipped with Wedge High-Flow Air Cleaner Kit P/N 29400245 or 29400246.
- 5. 29400065** Extreme Billet. Fits '15-'20 XG, '16-'17 Softail® and '08-'16 Touring and Trike models equipped with Extreme Billet Agitator and Chisel Air Cleaner Kits.
- 5. 29400359** Extreme. Fits '18-later Softail and '17-later Touring and Trike models equipped with round High-Flow Air Cleaner P/N 29400357.
- 5. 29400118** Extreme Billet & Rail. Fits '07-later XL, '08-'17 Dyna and '08-'15 Softail and models equipped with Extreme Billet Chisel and Agitator or Rail Collection Air Cleaner Kits.
- 6. 29400109** Burst Collection. Fits '08-'17 Dyna and Softail models, '08-'16 Touring and Trike models equipped with Burst Collection Air Cleaner Kits.
- 7. 29400022A** Ventilator – Multi-fit. Fits models equipped with Twin-Cam Ventilator and Extreme Billet Ventilator Performance Air Cleaner Kits. Replacement for P/N 29670-09.
- 8. 29400293** Ventilator – Milwaukee-Eight® Engine. Fits '18-later Softail, '17-later Touring and Trike models equipped with Ventilator Air Cleaner P/N 29400298 or 29400299.
- 9. 29424-05B** Heavy Breather – Multi-fit, Chrome. Fits models equipped with Heavy Breather Kit P/N 29098-09, 29299-08, 29080-09 or 29264-08.
- 9. 29702-08B** Heavy Breather – Touring, Chrome. Fits models equipped with Heavy Breather Kit P/N 29006-09B, 29253-08B, 29000065 or 29400105.
- 29400297** Heavy Breather – Touring, Black. Fits '16-'17 FXDLS and models equipped with Heavy Breather Kit P/N 29006-09B, 29253-08B, 29000065 or 29400105.
- 10. 28714-10** Heavy Breather – Compact, Chrome. Fits '08-'16 Touring and Trike models equipped with Compact Heavy Breather Kit P/N 28716-10A.
- 11. 29400141** Heavy Breather Elite, Chrome. Fits models equipped with Screamin' Eagle Heavy Breather Elite Performance Air Cleaner Kit P/N 29400172 and 29400173.
- 27300139** Heavy Breather Elite, Black. Replacement air filter for models equipped with Screamin' Eagle Heavy Breather Elite Performance Air Cleaner Kit P/N 29400285.
- 12. 29400276** Heavy Breather – Milwaukee-Eight Engine, Black. Fits '18-later Softail, '17-later Touring and Trike models equipped with Heavy Breather Air Cleaner P/N 29400263 or 29400264.
- 13. 29400275** Heavy Breather – Milwaukee-Eight Engine, Chrome. Fits '18-later Softail, '17-later Touring and Trike models equipped with Heavy Breather Air Cleaner P/N 29400263 or 29400264.



A. SCREAMIN' EAGLE HIGH-FLO K&N REPLACEMENT AIR FILTER ELEMENT



Also available in Black

Also available in Black

A. SCREAMIN' EAGLE HIGH-FLO K&N REPLACEMENT AIR FILTER ELEMENT – HEAVY BREATHER



A. SCREAMIN' EAGLE HIGH-FLO K&N REPLACEMENT AIR FILTER ELEMENT – MILWAUKEE-EIGHT HEAVY BREATHER

# SCREAMIN' EAGLE® 415

Spark Plugs

## B. SCREAMIN' EAGLE® PERFORMANCE SPARK PLUGS

Screamin' Eagle® Spark Plugs feature double platinum coating for superior erosion resistance and extended life. The "V" trimmed ground electrode reduces shrouding of the flame front to promote flame propagation, and the fine wire center electrode enhances startups and ignitability. Screamin' Eagle Plugs feature Ribbed Core Technology (RCT) that provides resistance to fouling, and are designed with Original Equipment-style noise suppression to prevent electrical interference with radios and CB communication equipment. Works great in racing applications where rich air/fuel conditions are required. Unique style with Screamin' Eagle logo. Sold in pairs.

### Standard Compression Applications

Designed for modified engines including performance carburetors, high-flow air cleaners, camshafts, exhaust systems and ignition systems in conjunction with stock compression ratios.

**31600106** Standard Compression Applications. Fits '99-later Twin Cam-equipped models, and '86-later Evolution® Sportster® 883, 1100 and 1200 models.

**31600085** Standard Compression Applications. Fits '15-'20 XG models and '17-later Milwaukee-Eight® engine equipped models.

### High Compression Applications


These plugs are designed for high-performance applications involving modifications in high-flow air cleaners, camshafts, exhaust, performance heads, ignition components, higher compression ratios above Original Equipment configurations or engines specific for racing applications.

**31600105** High Compression Applications. Fits '99-later Twin Cam-equipped models, '86-later XL and XR and Evolution 1340 models equipped with Screamin' Eagle Performance Cylinder Heads.

## C. SCREAMIN' EAGLE 10MM PHAT SPARK PLUG WIRES – CUT TO LENGTH

Fat 10mm plug wires add dimension and style to your ride. Screamin' Eagle boot design and suppression core wires ensure solid connection and maximum voltage transfer between coil and plugs. Screamin' Eagle script printed along the wire to add style.

**32095-98B** Black. Multi-Fit – Cut to length. Fits '86-'03 XL models (except XL1200S), '91-'98 Dyna® models, '85-'99 Softail® models and '80-'84 Touring models.



B. SCREAMIN' EAGLE PERFORMANCE SPARK PLUG



C. SCREAMIN' EAGLE 10MM PHAT SPARK PLUG WIRES – CUT TO LENGTH

Street legal and/or street compliant statements refer to product meeting 50-State emissions and noise standards in the United States.

The street legal and/or street compliant statements may not apply to markets outside of the United States.



# 416 SCREAMIN' EAGLE®

Spark Plug Wires

## A. SCREAMIN' EAGLE® 10MM PHAT SPARK PLUG WIRES

Fat 10mm plug wires add dimension and style to your ride. Screamin' Eagle® boot design and suppression core wires ensure solid connection and maximum voltage transfer between coil and plugs. Screamin' Eagle script printed along the wire to add style.

Fits '15-'20 XG models.

**31600048A** Black.

**31600051A** Orange.

**31600054A** Red.

Fits '07-later XL models.

**31901-08A** Black.

**31902-08A** Orange.

Fits '04-'06 XL models.

**31958-04B** Black.

**31956-04B** Orange.

Fits '86-'03 XL models (except XL1200S).

**32092-98B** Black.

**31963-89B** Orange.

Fits '99-'17 Dyna® models.

**31930-99C** Black.

**31944-99C** Orange.

**31937-99C** Red.

Fits '91-'98 Dyna, '85-'99 Softail® and '80-'84 Touring models.

**32093-98B** Black.

**31964-89C** Orange.

Fits '18-later Softail models.

**31600111** Black.

**31600113** Orange.

**31600112** Red.

Fits '00-'17 Softail models (except FXCW, FXCWC, FXS and '13-'16 FXSB models).

**31907-08A** Black.

**32360-00C** Orange.

**32359-00C** Red.

Fits '08-'16 FXCW, FXCWC, FXS and FXSB models.

**31965-08A** Black.

**31967-08A** Red.

Fits '17-later Touring and Trike models.

**31600108** Black.

**31600110** Orange.

**31600109** Red.

Fits '09-'16 Touring and Trike models.

**32303-08A** Black.

**32325-08A** Orange.

**32318-08A** Red.

Fits '99-'08 Touring models.

**31932-99C** Black.

**31946-99C** Orange.

**31939-99C** Red.



A. SCREAMIN' EAGLE 10MM PHAT SPARK PLUG WIRES – RED



A. SCREAMIN' EAGLE 10MM PHAT SPARK PLUG WIRES – ORANGE



A. SCREAMIN' EAGLE 10MM PHAT SPARK PLUG WIRES – BLACK



A. SCREAMIN' EAGLE 10MM PHAT SPARK PLUG WIRES

Street legal and/or street compliant statements refer to product meeting 50-State emissions and noise standards in the United States.

The street legal and/or street compliant statements may not apply to markets outside of the United States.

## SCREAMIN' EAGLE® CRATE ENGINE & DRIVE TRAIN COMPONENTS

Fresh from the factory, Harley-Davidson® Crate Engines are the ideal platform for building your high-performance ride. And once you've put your heart and soul into achieving just the type of horsepower and torque numbers you crave, we offer everything you need to get all that power to the pavement.





# 418 SCREAMIN' EAGLE®

Milwaukee-Eight® Engines



A. MILWAUKEE-EIGHT CRATE ENGINES

## A. MILWAUKEE-EIGHT® CRATE ENGINE

The Milwaukee-Eight® engine has brought a whole new ride to the Harley-Davidson® family. They're the most powerful, coolest-running motors we've ever built. Smoother, stronger and more durable. With crisper throttle response and truer, cleaner sound. Four valves per cylinder, single chain-driven cam, dual spark plugs, counter-balanced and rubber mounted. Developed and proven over countless miles and millions of hours. Every single part is new, engineered to give you more performance and more of the feeling you want from an engine. Today, it's a whole new ride. And now, you can get the most technologically advanced V-Twin engines to refresh your ride. Available in 107CI and 114CI configurations, these Milwaukee-Eight engines are street compliant when installed in the models specified. Manufactured to the latest specifications, these engines are available in a variety of finishes to suit your customizing direction. Does not include intake system, timer cover, stator, rotor or compensating sprocket.

See your Dealer for details.

### CRATE ENGINES AVAILABLE FROM YOUR DEALER:

#### 107 Black with Black Covers – Air/Oil-cooled

Fits '18-later Softail® models. Original equipment on FXFB.

#### 107 Black with Chrome Covers – Air/Oil-cooled

Fits '18-later Softail models. Original equipment on FXLR, FXBR, and FLDE.

#### 107 Black and Chrome – Air/Oil-cooled

Fits '17-later Touring Air/Oil-cooled models.

#### 107 Black with Gloss Black Covers – Air/Oil-cooled

Fits '17-later Touring models.

#### 107 Black and Chrome – Twin-Cooled™

Fits '17-later Touring Twin-Cooled™ models.

#### 114 Black with Black Covers – Air/Oil-cooled

Fits '18-later Softail models. Original equipment on FXFBS.

#### 114 Black with Chrome Covers – Air/Oil-cooled

Fits '17-later Touring models. Original equipment on '18 FLRT.

#### 114 Black with Chrome Covers – Air/Oil-cooled

Fits '18-later Softail models. Original equipment on FXBRS.

#### 114 Black with Gloss Black Covers – Air/Oil-cooled

Fits '17-later Touring models.

#### 114 Black with Chrome Cover – Twin-Cooled

Fits '17-later Touring Twin-Cooled models. Original equipment on '19 FLHTK.

NOTE: Replacement engines must be re-fitted with emission control devices and systems appropriate for the vehicle model and model year in order to ensure emissions compliance. Failure to do so constitutes tampering under U.S. EPA guidelines and can lead to substantial fines and penalties.

Legal for use on public roads only when installed in the specified models. Not legal for use on public roads when installed in models other than the ones specified and not eligible for the P&A 24-month warranty when installed in models other than the ones specified. Please see the Parts and Accessories warranty statement and your dealer for more information.

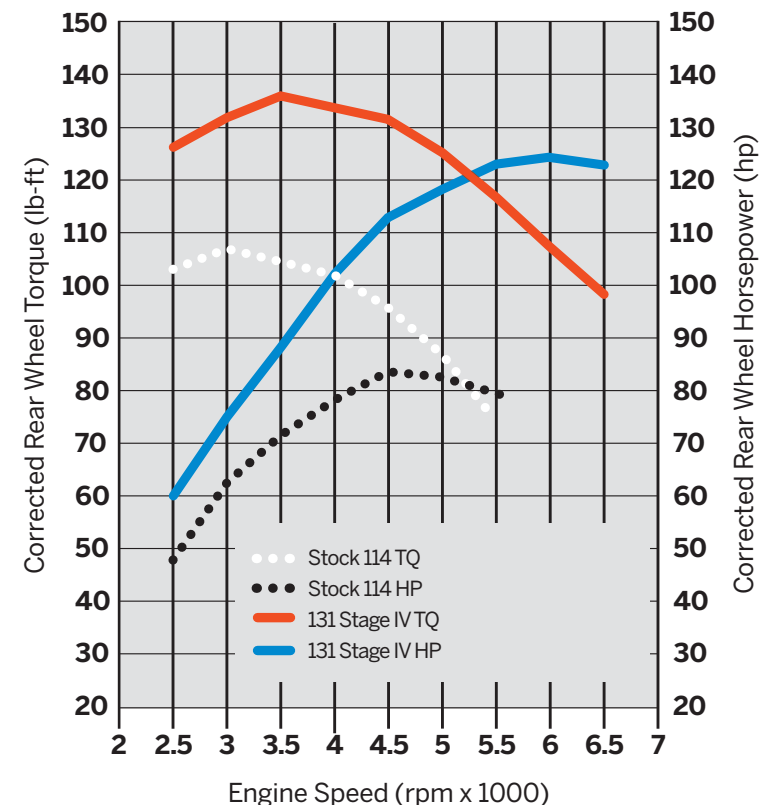
Street legal and/or street compliant statements refer to product meeting 50-State emissions and noise standards in the United States.

The street legal and/or street compliant statements may not apply to markets outside of the United States.



B. MILWAUKEE-EIGHT CRATE ENGINES

## Milwaukee-Eight 131 Stage IV Softail vs 114 Softail Stock



# SCREAMIN' EAGLE® 419

Milwaukee-Eight® Engines

## B. SCREAMIN' EAGLE® MILWAUKEE-EIGHT® ENGINE 131 PERFORMANCE CRATE ENGINE

Leave other riders in the dust with the biggest, most powerful street-compliant crate performance engine Harley-Davidson has ever created. Built from the bottom up in Milwaukee, this street-tuned 131-cubic-inch Screamin' Eagle® Crate Engine is designed to run with a wide open throttle at high engine speeds and provide instant passing power from cruising speed. Made for riders seeking maximum displacement, compression and flow, it delivers 131 ft-lb of torque to the rear wheel as soon as the throttle is cranked. Stage IV equipped engine includes 131 Stage IV badging on the cylinder heads and timer cover to highlight the powerplant. Ready for bolt-in installation in the Original Equipment-style chassis of your Touring bike. No special fabrication or engine-mount relocation is required. Engine features one-year manufacturer's warranty for unmatched confidence. Eligible for coverage under factory vehicle warranty when dealer-installed within 60 days of vehicle purchase.

Designed and tested at the Harley-Davidson® powertrain factory to ensure the highest quality construction, this street-ready performance motor features the finest Screamin' Eagle components:

- Engraved CNC-ported cylinder head with CNC-machined chamber and 1mm larger valves.
- SE8-517 high-lift cam
- High-compression forged pistons
- High-performance cam bearing
- High-performance tappets
- Patent-protected 4.31" steel sleeve cylinders.
- 64mm throttle body and cast manifold.
- 5.5 g/sec fuel injectors

49-State U.S. EPA Compliant on select '17-later Touring models.

Refer to [www.H-D.com/Shop](http://www.H-D.com/Shop) for status.

Fits '17-later Touring models equipped with air/Oil-Cooled Milwaukee-Eight® engine. Does not fit Trike models. Requires separate purchase of Head Pipe P/N 65600177 and Oil Cooler Fan Assist P/N 62700204 or Fan for Factory Oil Cooler P/N 26800195. '17-'18 models require separate purchase of Screamin' Eagle High-Capacity Clutch Plate Kit P/N 37000258. All models require ECM recalibration with Screamin' Eagle Pro Street Tuner for proper installation. Does not fit California models.

**16200339** Oil Cooled - Black & Chrome.

**16200340** Oil Cooled - Black & Gloss Black. (shown)

Fits '17-later Touring models equipped with Twin-Cooled™ Milwaukee-Eight engine. Does not fit Trike models. Requires separate purchase of Head Pipe P/N 65600177. '17-'18 models require Screamin' Eagle High-Capacity Clutch Plate Kit P/N 37000258. All models require ECM recalibration with Screamin' Eagle Pro Street Tuner for proper installation. 49-State U.S. EPA compliant. Does not fit California models.

**16200521** Twin-Cooled™ - Black & Chrome.

**16200522** Twin Cooled - Black & Gloss Black.

NOTE: Replacement engines must be re-fitted with emission control devices and systems appropriate for the vehicle model and model year in order to ensure emissions compliance. Failure to do so constitutes tampering under U.S. EPA guidelines and can lead to substantial fines and penalties.

Legal for use on public roads only when installed in the specified models. Not legal for use on public roads when installed in models other than the ones specified and not eligible for the P&A 24-month warranty when installed in models other than the ones specified. Please see the Parts and Accessories warranty statement and your dealer for more information.

Street legal and/or street compliant statements refer to products meeting EPA (49-State) and/or California (50-State) emissions and noise standards in the United States as specified.

The street legal and/or street compliant statements may not apply to markets outside of the United States.

SCREAMIN' EAGLE



# 420 SCREAMIN' EAGLE®

Milwaukee-Eight® Engines

## A. SCREAMIN' EAGLE® MILWAUKEE-EIGHT® ENGINE 131 CI PERFORMANCE CRATE ENGINE

Leave other riders in the dust with the biggest, most powerful street-compliant crate performance engine Harley-Davidson has ever created. Built from the bottom up in Milwaukee, this street-tuned 131-cubic-inch Screamin' Eagle® Crate Engine is designed to run with a wide-open throttle at high engine speeds and provide instant passing power from cruising speed. Made for riders seeking maximum displacement, compression and flow, it delivers 135 ft-lb of torque to the rear wheel as soon as the throttle is cranked. Stage IV equipped engine includes 131 Stage IV badging on the cylinder heads and timer cover to highlight the powerplant. Ready for bolt-in installation in the Original Equipment-style chassis of your Softail® bike. No special fabrication or engine-mount relocation is required. Engine features one-year manufacturer's warranty for unmatched confidence. Eligible for coverage under factory vehicle warranty when dealer-installed within 60 days of vehicle purchase.

49-State U.S. EPA Compliant on select '18-later Softail® Models. Refer to [www.H-D.com/Shop](http://www.H-D.com/Shop) for status.

### Performance components include:

- Engraved CNC-ported cylinder head with CNC-machined chamber and 1mm larger valves
- SE8-517 high-lift cam
- High-compression 10.7:1 forged pistons.
- High-performance cam bearing
- High-performance tappets
- Patent-protected 4.31" steel sleeve cylinders.
- 64mm throttle body and cast manifold
- 5.5 g/sec fuel injector

Fits '18-later Softail® models. FXFB and FXFBS models require separate purchase of Screamin' Eagle® Softail High-Flow Exhaust System P/N 64900828 or 64900829. '18 107ci models require separate purchase of SE High-Capacity Clutch Plate Kit P/N 37000258. FXDR114 models require the separate purchase of 65600300. All models require ECM calibration with Screamin' Eagle Pro Street Tuner for proper installation. Does not fit California models.

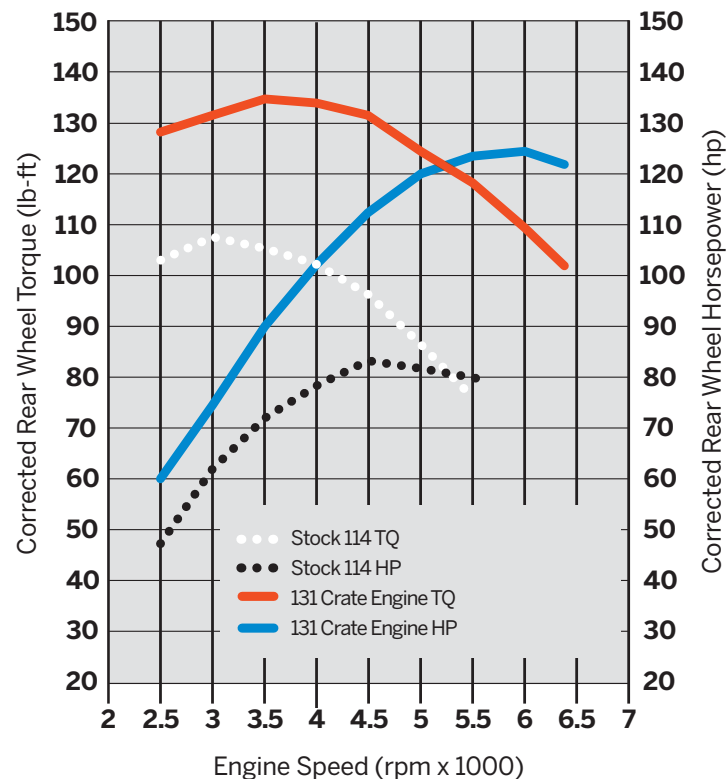
**16200341** Black & Chrome.

**16200342** Black & Gloss Black.



A. SCREAMIN' EAGLE® MILWAUKEE-EIGHT® ENGINE 131 CI PERFORMANCE CRATE ENGINE

### Milwaukee-Eight 114 Softail Stock vs. 131 Softail Crate Engine w/ Ventilator A/C



Street legal and/or street compliant statements refer to products meeting EPA (49-State) and/or California (50-State) emissions and noise standards in the United States as specified.

The street legal and/or street compliant statements may not apply to markets outside of the United States.

NOTE: Replacement engines must be re-fitted with emission control devices and systems appropriate for the vehicle model and model year in order to ensure emissions compliance. Failure to do so constitutes tampering under U.S. EPA guidelines and can lead to substantial fines and penalties.

Legal for use on public roads only when installed in the specified models. Not legal for use on public roads when installed in models other than the ones specified and not eligible for the P&A 24-month warranty when installed in models other than the ones specified. Please see the Parts and Accessories warranty statement and your dealer for more information.

# SCREAMIN' EAGLE® 421

Twin Cam SE120ST Crate Motor

## B. SCREAMIN' EAGLE® SE120ST STREET PERFORMANCE CRATE MOTOR

This street-tuned 120-cubic-inch Screamin' Eagle® Crate Motor takes your bagger from mild to wild. This engine is designed for bolt-in installation in the Original Equipment-style chassis of your Touring bike. No special fabrication or engine mount relocation is required. The crankcase, cylinders and heads are painted black, and feature machined aluminum highlights and chrome covers for a stunning "show-and-go" look. Equipped with the ultimate large bore Screamin' Eagle 58mm Throttle Body (18% larger than stock), this engine is capable of producing 106 horsepower and 117 lb-ft of torque at the rear wheel. Engine features one-year manufacturer's warranty. For best performance results, we recommend combining this engine with your choice of Screamin' Eagle 58mm High-Flow Air Cleaner and the Screamin' Eagle High Flow Exhaust System P/N 64800022.

This engine is 50-State U.S. EPA compliant when used with Original Equipment mufflers or the Screamin' Eagle Street Performance Exhaust System P/N 64800022. All models require ECM calibration (priced separately). U.S. delivered engines include Manufacturer's Statement of Origin (MSO).

Developed and tested in Milwaukee, this motor features the finest Screamin' Eagle components:

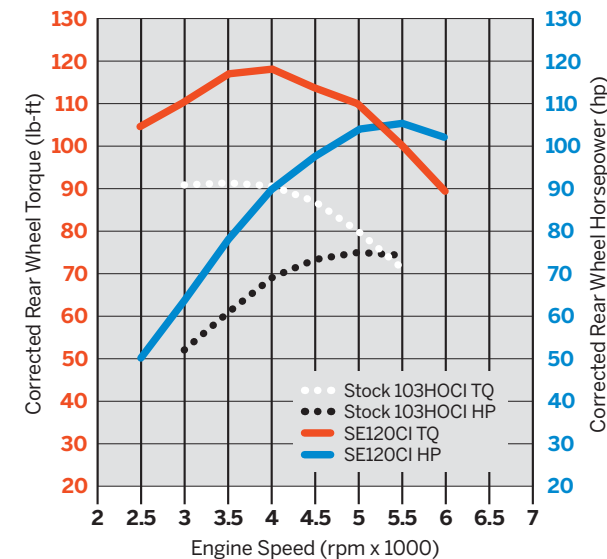
- 4.060 big-bore cylinders.
- 4-5/8" stroke SE Pro stroker flywheel and rod assembly.
- 10.5:1 high-compression nickel-plated forged pistons with Teflon® coated skirt.
- Titanium SST piston rings.
- SE-259E high-lift cams.
- Perfect-Fit pushrods.
- SE high-performance lifters.
- CNC-ported MVA heads with automatic compression release.
- Screamin' Eagle Pro High-Flow 58mm EFI Throttle Body, high-flow injectors and manifold clamps.
- Machined lower rocker boxes for valve spring collar clearance.
- Factory-machined engine cases.
- Unique piston oilers for stroker clearance.
- Screamin' Eagle inner crankcase full complement cam needle bearings.
- SE Lefty high-performance crankcase output bearing and nitride bearing race.
- SE Performance spark plugs.
- 120ST cam cover and cylinder head medallions.

### 19221-15

Fits 50-state '10-'16 Touring models. Does not fit Twin-Cooled™ models. Does not fit Trike. '10 Touring models require Screamin' Eagle Big Twin Compensator Kit P/N 40100061. All models require ECM calibration for proper installation. '10-'13 Touring models can be programmed by Dealer (sold separately). '14-'16 Touring models can be calibrated using the Screamin' Eagle Pro Street Tuner (sold separately).



### Twin Cam 103HO Stock vs. SE120ST Crate Motor with Stock Exhaust



Street legal and/or street compliant statements refer to product meeting 50-State emissions and noise standards in the United States.

The street legal and/or street compliant statements may not apply to markets outside of the United States.



## 422 SCREAMIN' EAGLE®

Clutch & Drivetrain

### A. SCREAMIN' EAGLE® HIGH CAPACITY CLUTCH KIT – MILWAUKEE-EIGHT® ENGINE

The Screamin' Eagle® High Capacity Clutch Kit increases the drivetrain's ability to reliably support high torque applications without significantly increasing lever effort. Designed to fit in the stock clutch basket, this kit provides smooth shifting, progressive engagement, and works with the factory Assist and Slip clutch system to keep clutch lever effort similar to the stock levels. Kit contains 10 fiber clutch plates and 10 contact plates – one more than Original Equipment – and 3-1200 Newton clutch springs. This combination provides 11% more clutch surface area for greater power handling capability.

**37000287**

Fits '18-later Softail® and '17-later Touring models.

### B. SCREAMIN' EAGLE HIGH CAPACITY CLUTCH PLATE KIT – MILWAUKEE-EIGHT ENGINE

Replacement clutch plates for the Screamin' Eagle High Capacity Clutch Kit P/N 37000287. Kit includes 10 fiber friction plates and 10 contact plates.

**37000258**

Fits '18-later Softail and '17-later Touring models.

### C. MILWAUKEE-EIGHT ENGINE CLUTCH SPRINGS – 1275N

High-tension springs are engineered to add additional clutch capacity in high torque and high horsepower applications. Kit includes 3-1275 Newton (N) coil springs, and is designed to complement the Screamin' Eagle High Capacity Clutch Plate Kit P/N 37000258. When combined with the High Capacity Clutch Plate Kit, torque capacity is increased to the maximum level available. Installation will increase capacity and lever effort. Springs can be installed without removing the outer primary cover.

**37000286**

Fit's '18-later Softail and '17-later Touring models.

### D. MILWAUKEE-EIGHT ENGINE CLUTCH SPRINGS – 1200N

Replacement clutch springs for the Screamin' Eagle High Capacity Clutch Kit P/N 37000287. Kit includes 3-1200 Newton (N) coiled clutch springs. Installation of these springs with Original Equipment clutch plates will increase clutch capacity and lever effort. Springs can be installed without removing the outer primary cover. Included in Milwaukee-Eight® Stage III and IV Kits.

**37000288**

Fit's '18-later Softail and '17-later Touring models.



A. SCREAMIN' EAGLE HIGH CAPACITY CLUTCH KIT – MILWAUKEE-EIGHT ENGINE

Configuration	Max Crankshaft Torque (ft. lbs.)	% Increase in Torque Capacity Over Milwaukee-Eight® 107 OE Clutch	Approximately Lever Effort (lb)
Milwaukee-Eight 107Cl Original Equipment (9-Disk/1100N Spring)	125	—	14.6
9 Disk/1200N Spring	134	7.2%	16
9 Disk/1275 Spring	143	14.4%	17
Milwaukee-Eight 114Cl Original Equipment (10 Disk/1100N Spring) (P/N 37000287)	139	11.2%	14.6
Screamin' Eagle High Capacity Clutch Kit 10 Disk/1200N Spring	150	20%	16
10 Disk/1275N Spring	160	28%	17



B. SCREAMIN' EAGLE HIGH CAPACITY CLUTCH PLATE KIT – MILWAUKEE-EIGHT ENGINE



C. MILWAUKEE-EIGHT ENGINE CLUTCH SPRINGS – 1275N



D. MILWAUKEE-EIGHT ENGINE CLUTCH SPRINGS – 1200N



E. SCREAMIN' EAGLE BIG TWIN COMPENSATOR



F. SCREAMIN' EAGLE VARIABLE PRESSURE CLUTCH

## SCREAMIN' EAGLE® 423

Clutch & Drivetrain

### E. SCREAMIN' EAGLE® BIG TWIN COMPENSATOR

This premium compensator has been engineered with heavier springs and increased travel to support the high torque output associated with high-compression race and large displacement engines. Designed to outperform the Original Equipment compensator, this unit helps protect the engine and driveline components during harsh drag race launches. Compensator features improved oil passages, oil deflectors and a needle bearing thrust washer that improves the overall operation of these components.

**42200064A**

Fits '12-'13 Dyna®, '12-'13 Softail® (except FXCW, FXCWC, FXSB, FXSBSE and '09 FXSTSSE), '11-'13 Touring and '09-'13 Trike models. Original Equipment on '14-'17 Dyna, Softail and '14-'16 Touring models. Requires separate purchase of Installation Adhesive Kit P/N 11100088.

**40100061**

Fits '06-'11 Dyna, '07-'11 Softail (except FXCW and FXCWC), '07-'10 Touring, and '07-'09 CVO™ (except '09 FXSTSSE) models. Does not fit Trike. Requires separate purchase of Installation Adhesive Kit P/N 11100088. Kit includes Rotor Assembly P/N 30041-08. Installation on '06 Dyna models require separate purchase of '07-style stator.

**42200095A**

Fits '08-'12 FXCWC and '09 FXSTSSE models and '13-later FXSB models. If P/N 40274-08A has been installed previously, the rotor shell, P/N 30041-08A is not required.

### F. SCREAMIN' EAGLE VARIABLE PRESSURE CLUTCH

Get more performance from the Original Equipment clutch. The Screamin' Eagle® Variable Pressure Clutch is designed to help put the added power from a Screamin' Eagle Stage Kit to the pavement. This bolt-on kit harnesses the centrifugal force of spinning weights to increase the clutch capacity as engine speed increases. The mechanism applies increasing pressure to the stock clutch pressure plate as RPM rises. The result: high torque-handling capabilities without increasing clutch lever effort at idle. The Variable Pressure Clutch also provides smoother clutch disengagement at lower speed. Kit fits behind most stock derby covers with no modifications. See installation manual for additional accessory derby cover fitment information.

To match the performance demands of your engine, team the Variable Pressure Clutch with your choice of clutch diaphragm springs. We recommend the higher-capacity Screamin' Eagle Diaphragm Spring P/N 37951-98 for major performance upgrades.

	Lever Effort	Torque Capacity
Original Equipment Spring	Same as stock	120 ft-lbs
SE Spring P/N 37951-98	35% greater than stock	153 ft-lbs

**37000121A**

Fits '99-'17 Evolution® 1340 and Twin Cam-equipped models. Will not fit '16-later Touring and Trike models, '15-later FLHTCUL or FLHTKL models or '07-later Touring or Trike models equipped with Narrow-Profile Outer Primary Cover P/N 25700385 or 25700438. Will not fit '13-later CVO models with hydraulic actuated clutch, '16-'17 FXDLS, FLSS and FLSTFBS, or '14-later Touring and Trike models equipped with Screamin' Eagle A&S Clutch Kit P/N 37000026. Derby Covers P/N 25001-03, 25441-04A, 25770-99, 25331-10, 25339-10, 25700250 and 25700062 require Spacer Kit P/N 37000123. Does not fit Derby Covers P/N 25347-02 or 25345-01.

Street legal and/or street compliant statements refer to product meeting 50-State emissions and noise standards in the United States.

The street legal and/or street compliant statements may not apply to markets outside of the United States.

Street legal and/or street compliant statements refer to product meeting 50-State emissions and noise standards in the United States.

The street legal and/or street compliant statements may not apply to markets outside of the United States.



# 424 SCREAMIN' EAGLE®

Clutch & Drivetrain

## A. SCREAMIN' EAGLE® TWIN CAM PERFORMANCE ASSIST AND SLIP (A&S) CLUTCH KIT

Developed for the high-thrust 110CI engine featured as Original Equipment on '14-later CVO™ models, this A&S clutch provides significantly increased torque-handling capacity (135lb/ft). Clutch is designed to improve engagement grip and provides minor slippage during downshifting to reduce shock to the power train. Reduces hand lever pull effort by over 1 pound. Complete kit features improved clutch plates for enhanced wear resistance and is the perfect addition when installing a high-output Screamin' Eagle® Stage Kit.

**37000026**

Fits '14-'16 Touring and Trike models with hydraulic clutch actuator. Original Equipment on FXDLS, FLSS, FLSTBS and FXSE models.

## B. SCREAMIN' EAGLE PERFORMANCE CLUTCH FRICTION DISC KIT

Newly developed friction material delivers longer life than Original Equipment friction discs. Kit includes new precision-machined flat steel plates. This Friction Disc Kit is a perfect match for the Screamin' Eagle Twin Cam Performance Race Clutch Hub Kit P/N 37976-08.

**37980-10**

Fits '99-'17 Twin Cam-equipped models and '98-'99 Evolution® 1340-equipped models. Will not fit '13-'16 CVO™ Touring models with hydraulic actuated clutch or, '15-'16 FLHTCUL and FLHTKL, '16-'17 FXDLS, FLSS, FLSTFBS, FXSE or '13-'16 CVO Touring models with hydraulic actuated clutch, '15-'16 FLHTCUL and FLHTKL or '14-'16 Touring and Trike models equipped with Screamin' Eagle A&S Clutch Kit P/N 37000026.

## C. HEAVY DUTY CLUTCH SPRING FOR STOCK CLUTCH

**37951-98**

Fits '99-'17 Twin Cam-equipped models and '98-'99 Evolution 1340-equipped models. Will not fit '16-'17 FXDLS, FLSS, FLSTFBS and FXSE or '13-'16 CVO Touring models with hydraulic actuated clutch, or '15-'16 FLHTCUL and FLHTKL, '14-'16 Touring and Trike models equipped with Screamin' Eagle A&S Clutch Kit P/N 37000026.

## D. SCREAMIN' EAGLE PERFORMANCE CLUTCH KIT

Performance Clutch Kit converts the 8-plate clutch to a 9-plate design. The surface area is increased by 13% and the spring rate is increased by 10% for a combination that can handle over 115 ft-lbs of torque at the crank, a 23% increase over the stock-rated capacity. Kit includes Kevlar® fiber-based friction discs and performance clutch spring.

**38002-04**

Fits '91-later XL and '94-'97 Evolution 1340-equipped models.

## E. SCREAMIN' EAGLE PERFORMANCE SLIPPER CLUTCH FOR VRSC™ MODELS

This clutch offers reduced lever effort and improved performance. The unique "slip and assist" ramp system opens the two halves of the clutch hub slightly during high loads to the drivetrain, allowing a moderate slip that reduces shock to the drivetrain during rapid downshifting. The resulting reduction in wheel hop allows maximum contact between the tire and the road in wet or slippery conditions. Clutch lever effort is also reduced by 20% in 1130cc and 30% on 1250cc applications.

**37938-08KA**

Fits '02-'07 VRSC™ models.



A. SCREAMIN' EAGLE TWIN CAM PERFORMANCE ASSIST AND SLIP CLUTCH KIT



B. SCREAMIN' EAGLE PERFORMANCE CLUTCH FRICTION DISC KIT



C. HEAVY DUTY CLUTCH SPRING FOR STOCK CLUTCH



D. SCREAMIN' EAGLE PERFORMANCE CLUTCH KIT



E. SCREAMIN' EAGLE PERFORMANCE SLIPPER CLUTCH FOR VRSC MODELS



F. TWIN CAM SHORTBLOCK ASSEMBLY – DYNA AND TOURING



F. TWIN CAM SHORTBLOCK ASSEMBLY – SOFTAIL

# SCREAMIN' EAGLE® 425

Shortblock Program

## SHORT & LONGBLOCK PROGRAM

When it comes time to repower your motorcycle, the first stop should be your local Harley® Dealer. They can set you up with a replacement shortblock or longblock engine that is manufactured from 100% new Original Equipment parts and subjected to the same rigorous testing as all Harley engines. Plus, all longblock engines feature a one-year factory warranty and your original VIN stamped on the case.

### F. SHORTBLOCK ASSEMBLY

The perfect starting point for building the engine of your dreams. Engine shortblocks are manufactured and assembled on Harley-Davidson's main engine assembly line for exceptional quality and reliability. Shortblock cases, flywheels, bearings and rods are preassembled and ready for your custom build. Kit includes current spec Original Equipment cam plate, oil pump, cam drive components and the gaskets, seals and most of the hardware required to complete the engine and install it (not all components shown). You select your cylinders, heads, cams, covers and other top-end components. Choose one of the Screamin' Eagle® Stage kits to incorporate reliable performance and pick from our decorative engine covers to customize the look. Shortblock Assemblies are stamped with a new VIN and include MSO (Manufacturers Statement of Origin). The MSO is for Domestic only. Kits ship directly from the factory within 3-5 days. Assembly comes stamped with a new VIN on Twin-Cam Kits. (For VIN matching shortblock assemblies see the appropriate Service Parts Catalog.)

#### Twin Cam Engine

**16200070** Black 96CI/103CI.  
Fits '07-'17 Dyna® (except FXDLS), and '07-'16 Touring and Trike models (except CVO™).

**16200071** Black 96CI/103CI.  
Fits '07-'17 Softail® models (except FLSS, FLSTFBS and CVO).

**Milwaukee-Eight® Engine** (not shown)

See your Dealer for details.

NOTE: Replacement engines must be re-fitted with emission control devices and systems appropriate for the vehicle model and model year in order to ensure emissions compliance. Failure to do so constitutes tampering under U.S. EPA guidelines and can lead to substantial fines and penalties.

Legal for use on public roads only when installed in the specified models. Not legal for use on public roads when installed in models other than the ones specified and not eligible for the P&A 24-month warranty when installed in models other than the ones specified. Please see the Parts and Accessories warranty statement and your dealer for more information.

Street legal and/or street compliant statements refer to product meeting 50-State emissions and noise standards in the United States.

The street legal and/or street compliant statements may not apply to markets outside of the United States.

Street legal and/or street compliant statements refer to product meeting 50-State emissions and noise standards in the United States.

The street legal and/or street compliant statements may not apply to markets outside of the United States.



# 426 SCREAMIN' EAGLE®

LongBlock Program

## HARLEY-DAVIDSON® LONGBLOCK PROGRAM

Your engine is the heart and soul of your Harley-Davidson® motorcycle. When the miles start to add up, a Harley-Davidson® LongBlock can put the rumble back in your ride simply, quickly and affordably.

**WHY SHOULD I CONSIDER A LONGBLOCK?** Unlike an engine rebuild from the repair shop down the street, the Harley-Davidson® LongBlock is manufactured from 100% new Original Equipment components, and is built to the latest factory specifications. Engine includes upgraded Screamin' Eagle® lefty crankcase bearing, Screamin' Eagle cam bearings and Screamin' Eagle performance tappets to handle higher-stress loads and performance upgrades. In addition, '99-'06 LongBlocks are upgraded with late-model hydraulic cam tensioners, high-volume oil pump and billet cam plate. '07-'16 103CI and 110CI engines feature factory-installed Automatic Compression Releases.


**WHAT DOES THE H-D® LONGBLOCK INCLUDE?** The crankcase is pre-assembled with flywheels, connecting rods, bearings, seals, cylinders, pistons, rings, heads, valves, valve springs, tappets and pushrod covers. Also included and ready for Dealer installation are top end rocker arm supports, rocker arms and shafts, pushrods and breathers. The LongBlock also includes cam support plate, cam plate bearings, cam and timing chain drive, hydraulic tensioners and all required gaskets and new hardware.

**ARE UPGRADES AVAILABLE?\*** You can choose silver or black-highlighted engines to match your styling direction. Bikes originally equipped with Twin Cam 88® engines can upgrade to 95 or 103CI displacement, and Twin Cam 96™-equipped models can be repowered with 103 or 110CI engines, based on specific model fitment. Upgrades require model-specific ECM recalibration (sold separately). Only available in North America.

**WHAT ELSE DO I NEED?** LongBlock is sold without cam shafts, lower rocker boxes, upper rocker box covers or cam cover. You have the option to reinstall your current cams and covers, or select from a wide assortment of performance and custom engine cover options.

**FAST AND EASY:** Just take your Harley® motorcycle to your authorized dealership. They will remove the engine from the frame, ship the left crankcase half to Harley-Davidson and in a short time, you will have a new LongBlock back, ready for the dealer to reinstall in your bike. Your engine retains its original vehicle identification number (VIN) for easy title exchange and registration.

*\*Displacement upgrades are available for vehicles previously equipped with street compliant big bore kits only.*



**Available to fit:**

**'00-'06 Softail models.**

**16200087** Twin Cam 88® – Black.

**16200088** Twin Cam 88 – Silver.

**'01-'06 EFI Softail models.**

**16200093** Twin Cam 95 – Black.\*

**16200094** Twin Cam 95 – Silver.\*

**'07-'17 Softail models.**

**16200104** Twin Cam 103 – Black.\*

**16200108** Twin Cam 110™ – Black.\*

**16200109** Twin Cam 110 – Granite.\*

**'99-'05 Dyna and '99-'06 Touring models.**

**16200085** Twin Cam 88 – Black.

**16200086** Twin Cam 88 – Silver.

**'04-'05 EFI Dyna and '99-'06 EFI Touring models.**

**16200091** Twin Cam 95 – Black.\*

**16200092** Twin Cam 95 – Silver.\*

**'03-'06 EFI Touring models.**

**16200095** Twin Cam 103 – Black.\*

**16200096** Twin Cam 103 – Silver.\*

**'07-'17 Dyna and '07-'16 Touring models (Includes ACR – Auto Compression Release).**

**16200103** Twin Cam 103 – Black.\*

**16200105** Twin Cam 110 – Black.\*

**16200106** Twin Cam 110 – Granite.\*

**'14-'16 Twin-Cooled™ Touring models.**

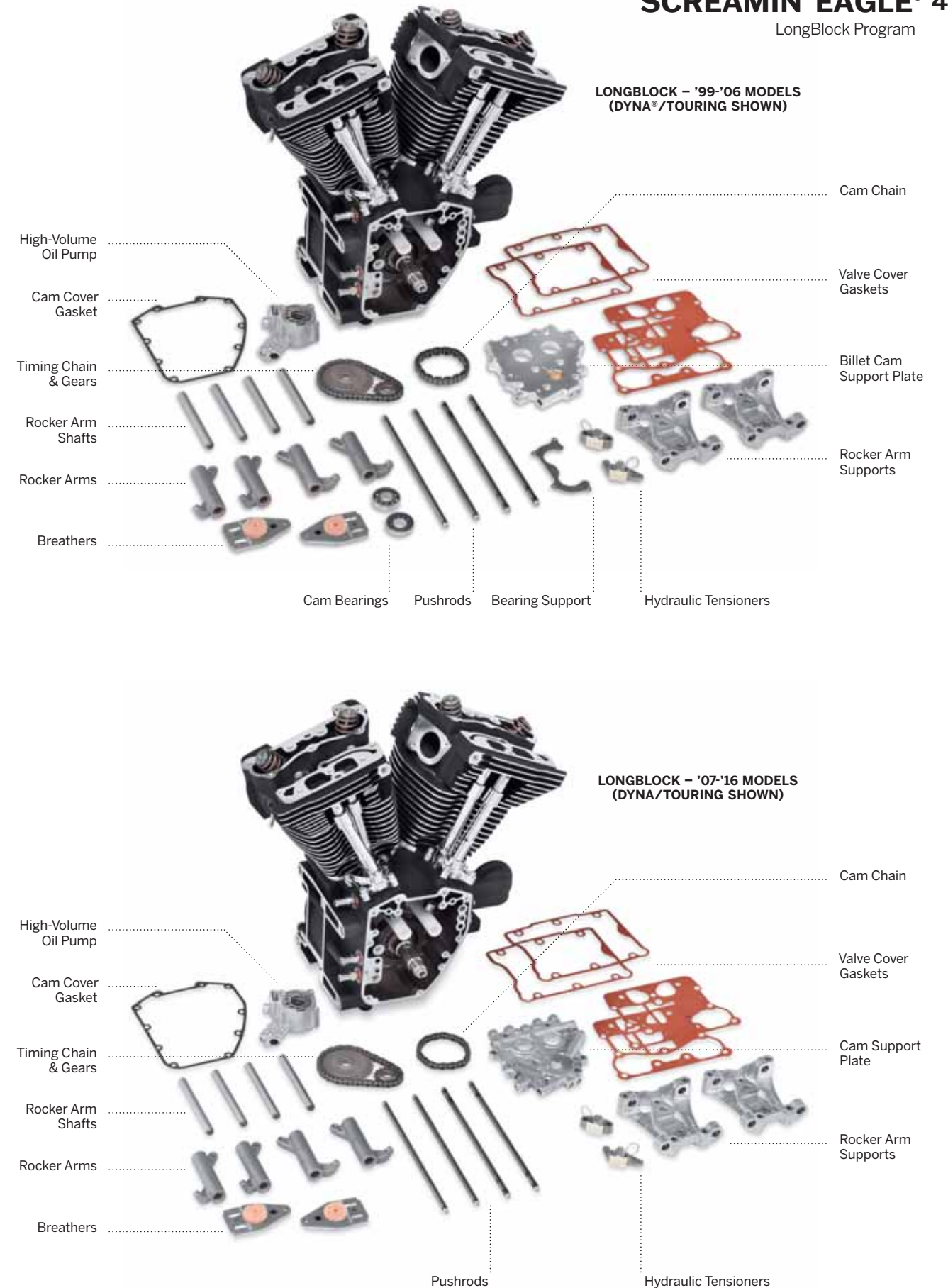
**16200162** Twin Cam 103 – Black.\*

**16200163** Twin Cam 110 – Black.\*

**16200164** Twin Cam 110 – Granite.\*

# SCREAMIN' EAGLE® 427

LongBlock Program



**NOTE:** All fasteners are included but not shown.

SCREAMIN' EAGLE



## ENGINE TRIM

Make It Your Own. Build a bike that fits your sense of style. To give your bike a clean and seamless appearance, select components from one of the Harley-Davidson® collections. You'll be one step closer to the look you've been dreaming about.





HARLEY-DAVIDSON® COLLECTIONS

HARLEY-DAVIDSON® COLLECTIONS



**EMPIRE™ COLLECTION**  
Black  
SEE PAGE 432 & 478



**EMPIRE COLLECTION**  
Machine Cut  
SEE PAGE 432 & 477



**EMPIRE COLLECTION**  
Chrome  
SEE PAGE 432 & 476



**DARK CUSTOM™ COLLECTION**  
SEE PAGE 438



**NUMBER ONE SKULL COLLECTION**  
SEE PAGE



**BRASS COLLECTION**  
SEE PAGES



**RIDE FREE™ COLLECTION**  
Chrome  
SEE PAGES 433 & 500



**HARLEY-DAVIDSON® MOTOR CO. COLLECTION**  
Gloss Black  
SEE PAGE



**HARLEY-DAVIDSON MOTOR CO. COLLECTION**  
Chrome  
SEE PAGE



**KAHUNA™ COLLECTION**  
Gloss Black  
SEE PAGES



**AIRFLOW COLLECTION**  
Chrome  
SEE PAGE



**LIVE TO RIDE COLLECTION**  
SEE PAGE



**DOMINION™ COLLECTION**  
Gloss Black Anodized  
SEE PAGES 442 & 484



**KAHUNA™ COLLECTION**  
Chrome  
SEE PAGES 435 & 493



**WILLIE G SKULL COLLECTION**  
Black  
SEE PAGES 436 & 488-489



**WILLIE G SKULL COLLECTION**  
Chrome  
SEE PAGES 437 & 490-491



**DOMINION COLLECTION**  
Bronze Powder Coated  
SEE PAGES 442 & 485



**ENDGAME COLLECTION**  
SEE PAGES 480 & 483



## 432 ENGINE TRIM

Derby, Timer & Air Cleaner Covers

### A. EMPIRE™ COLLECTION — GLOSS BLACK

Raise the stakes. Deep grooves add eye-catching depth and detail to the rich black anodized finish on this complete collection of hand and foot controls. Executed in durable cast and billet aluminum, the Black Empire™ Collection adds captivating custom detail that complements other black and machine cut accessories.

**25701171** Derby Cover.  
Fits '16-later Touring and Trike and '15-later FLTHCUL and FLHTKL models. Also fits '07-later Touring and Trike models equipped with Narrow-Profile Outer Primary Cover P/N 25700385 or 25700438.

**25701177** Derby Cover.  
Fits '18-later FL5B and '19-later Softail® models. Also fits '18 Softail models equipped with Narrow Profile Primary Cover P/N 25700900, 25700913, 25700937, 25700941, 25701039, 25701040 and 25701043.

**25600148** Timer Cover.  
Fits '17-later Milwaukee-Eight® engine equipped models.

### B. EMPIRE™ COLLECTION — BLACK MACHINE CUT

Raise the stakes. Milled highlights reveal gleaming billet aluminum below the rich black anodized surface, while deep grooves add eye-catching depth and detail to each component in this complete collection of hand and foot controls. Executed in durable cast and billet aluminum, the Black Machine Cut Empire™ Collection adds captivating custom detail that complements black or machine cut accessories.

**25701173** Derby Cover.  
Fits '16-later Touring and Trike and '15-later FLTHCUL and FLHTKL models. Also fits '07-later Touring and Trike models equipped with Narrow-Profile Outer Primary Cover P/N 25700385 or 25700438.

**25701179** Derby Cover.  
Fits '18-later FL5B and '19-later Softail® models. Also fits '18 Softail models equipped with Narrow Profile Primary Cover P/N 25700900, 25700913, 25700937, 25700941, 25701039, 25701040 and 25701043.

**25600152** Timer Cover.  
Fits '17-later Milwaukee-Eight® engine equipped models

### C. EMPIRE™ COLLECTION — CHROME

Raise the stakes. Brilliant chrome highlights the deep grooves that add eye-catching depth and detail to this complete collection of hand and foot controls. Executed in durable cast and billet aluminum, the Chrome Empire™ Collection adds captivating custom detail that complements other chrome accessories.

**25701169** Derby Cover.  
Fits '16-later Touring and Trike and '15-later FLTHCUL and FLHTKL models. Also fits '07-later Touring and Trike models equipped with Narrow-Profile Outer Primary Cover P/N 25700385 or 25700438.

**25701175** Derby Cover.  
Fits '18-later FL5B and '19-later Softail® models. Also fits '18 Softail models equipped with Narrow Profile Primary Cover P/N 25700900, 25700913, 25700937, 25700941, 25701039, 25701040 and 25701043.

**25600150** Timer Cover.  
Fits '17-later Milwaukee-Eight® engine equipped models.



A. EMPIRE COLLECTION DERBY COVER — GLOSS BLACK



A. EMPIRE COLLECTION TIMER COVER — GLOSS BLACK



B. EMPIRE COLLECTION DERBY COVER — BLACK MACHINE CUT



B. EMPIRE COLLECTION TIMER COVER — BLACK MACHINE CUT



C. EMPIRE COLLECTION DERBY COVER — CHROME



C. EMPIRE COLLECTION TIMER COVER — CHROME



D. RIDE FREE COLLECTION DERBY COVER



D. RIDE FREE COLLECTION



E. HDMC DERBY COVER



E. HDMC TIMER COVER

## ENGINE TRIM 433

Derby, Timer & Air Cleaner Covers

### D. RIDE FREE™ COLLECTION

This collection celebrates our liberty to enjoy the freedom of the open road, and calls us all to explore, discover and unite with our love of motorcycling. Inspired by Willie G. Davidson's famous phrase, this collection continues in that tradition.

**1. 25701057** Derby Cover.  
Fits '16-later Touring and Trike and '15-later FLHTCUL and FLHTKL models. Also fits '07-later Touring and Trike models equipped with Narrow-Profile Outer Primary Cover P/N 25700385 or 25700438.

**2. 25701063** Derby Cover.  
Fits '18-later FL5B and '19-later Softail® models. Also fits '18 Softail models equipped with Narrow Profile Primary Cover P/N 25701077, 25700913, 25700937, 25700941, 25701039, 25701040 and 25701043.

**3. 25701059** Derby Cover.  
Fits '99-'00 Evolution® 1340, '99-'17 Dyna®, '99-'18 Softail (except FL5B) and '99-'15 Touring and Trike models (except FLHTCUL, FLHTKL or '07-'15 Touring or Trike models with Narrow-Profile Outer Primary Cover P/N 25700385 or 25700438).

**4. 25701061** Derby Cover.  
Fits '04-later XL and XR models.

**5. 25600138** Timer Cover.  
Fits '17-later Milwaukee-Eight® engine-equipped models.

**6. 25600140** Timer Cover.  
Fits '04-later XL and XR models

**7. 61301025** Air Cleaner Trim.  
Fits '17-later Touring and Trike models with Original Equipment wedge shaped air cleaner cover. Does not fit CVO™ models.

**8. 61301027** Air Cleaner Trim.  
Fits Evolution 1340 models, '99-'08 Dyna, '00-'15 Softail (except FLS, FL5S, FL5TSB, and FXS) and '99-'13 Touring and Trike models equipped with oval-shaped Original Equipment air cleaner cover. Also fits models equipped with Screamin' Eagle® Round High-Flow Air Cleaner Kits with separate purchase of Rain Sock Kit P/N 28728-10 or Air Cleaner Trim Installation Kit P/N 12400158.

### E. HDMC™ ENGINE TRIM

Contemporary style machined to perfection. The HDMC™ Engine Trim showcases a subtle HDMC graphic logo set off with a machine-lined black anodized finish highlighted by raw outer trim. The sharp contrasting design complements both black and bright engines to create a cohesive look that emphasizes your high-performance riding style. .

**25701086** Derby Cover.  
Fits '16-later Touring and Trike, and '15-later FLHTCUL and FLHTKL models. Also fits '07-later Touring and Trike models equipped with Narrow-Profile Outer Primary Cover P/N 25700385 or 25700438.

**25701088** Derby Cover.  
Fits '18-later FL5B and '19-later Softail® models. Also fits '18 Softail models equipped with Narrow Profile Primary Cover P/N 25701077, 25700913, 25700937, 25700941, 25701039, 25701040 and 25701043.

**25600145** Timer Cover.  
Fits '17-later Milwaukee-Eight® engine equipped models.

Model Family Fitment:

- V-ROD
- SPORTSTER
- DYNA
- SOFTAIL
- TOURING



# 434 ENGINE TRIM

Derby, Timer & Air Cleaner Covers

## A. HARLEY-DAVIDSON® MOTOR CO. COLLECTION – GLOSS BLACK

An aggressive twist on a classic style. The Harley-Davidson® Motor Co. Collection personifies Harley style and features a rich gloss black surface, trimmed with deep-cut silver-filled lettering that surrounds a central groove. The clean design and the luxurious finish are the perfect match for blacked-out engines. Includes black zinc hardware.

**1. 25701022** Derby Cover.  
Fits '16-later Touring and Trike and '15-later FLHTCUL and FLHTKL. Also fits '07-later Touring and Trike models equipped with Narrow-Profile Outer Primary Cover P/N 25700385 or 25700438.

**1. 25701023** Derby Cover.  
Fits '18-later FLSB and '19-later Softail® models. Also fits '18 Softail models equipped with Narrow Profile Primary Cover P/N 25701077, 25700913, 25700937, 25700941, 25701039, 25701040 and 25701043.

**1. 25701020** Derby Cover.  
Fits '99-'00 Evolution® 1340, '99-'17 Dyna®, '99-'18 Softail (except FLSB) and '99-'15 Touring and Trike models (except FLHTCUL, FLHTKL or '07-'15 Touring or Trike models with Narrow-Profile Outer Primary Cover P/N 25700385 or 25700438).

**2. 25701021** Derby Cover.  
Fits '04-later XL and XR models.

**3. 25600135** Timer Cover.  
Fits '17-later Milwaukee-Eight® engine-equipped models.

**4. 25600133** Timer Cover.  
Fits '99-'17 Twin Cam equipped models.

**5. 25600134** Timer Cover.  
Fits '04-later XL, XR and earlier models with horizontal holes on timer cover.

**6. 61301005** Air Cleaner Trim.  
Fits '18-later FLDE, FLHC, FLHCS, FLSL, FXLR and '20-later FXST models with Original Equipment center bolt air cleaner cover.

## B. HARLEY-DAVIDSON® MOTOR CO. COLLECTION – CHROME

This collection personifies Harley style. It had better, because we put our name on it—the Harley-Davidson® Motor Co. Collection.

**1. 25700476** Derby Cover.  
Fits '16-later Touring and Trike, and '15-later FLHTCUL and FLHTKL models. Also fits '07-later Touring and Trike models equipped with Narrow-Profile Outer Primary Cover P/N 25700385 or 25700438.

**1. 25700959** Derby Cover.  
Fits '18-later FLSB and '19-later Softail® models. Also fits '18-later Softail models equipped with Narrow Profile Primary Cover P/N 25701077, 25700913, 25700937, 25700941, 25701039, 25701040 and 25701043.

**1. 25338-99B** Derby Cover.  
Fits '99-'00 Evolution® 1340, '99-'17 Dyna®, '99-'18 Softail (except FLSB) and '99-'15 Touring and Trike models (except FLHTCUL, FLHTKL or '07-'15 Touring or Trike models with Narrow-Profile Outer Primary Cover P/N 25700385 or 25700438).

**2. 25130-04A** Derby Cover.  
Fits '04-later XL and XR models. Includes chrome-plated stainless steel mounting hardware.

**3. 25600068** Timer Cover.  
Fits '17-later Milwaukee-Eight® engine-equipped models.

**4. 32047-99A** Timer Cover.  
Fits '99-'17 Twin Cam-equipped models. Includes chrome-plated stainless steel mounting hardware.

**5. 32668-98A** Timer Cover.  
Fits '04-later XL, XR and earlier models with horizontal holes on timer cover. Includes chrome-plated stainless steel mounting hardware.


**6. 61300658** Air Cleaner Trim.  
Fits '17-later Touring and Trike models with Original Equipment air cleaner cover. Does not fit CVO™ models.

**7. 61300254** Air Cleaner Trim.  
Fits '16-'17 Softail (except FLSTFBS and FXSE) and '14-'16 Touring and Trike models with Original Equipment air cleaner cover. Does not fit CVO models.

**8. 61300792** Air Cleaner Trim – Center Bolt.  
Fits '18-later FLDE, FLHC, FLHCS, FLSL, FXLR and '20-later FXST models with Original Equipment center bolt air cleaner cover.



A. HARLEY-DAVIDSON MOTOR CO. COLLECTION DERBY COVER – GLOSS BLACK



B. HARLEY-DAVIDSON MOTOR CO. COLLECTION DERBY COVER – CHROME



C. KAHUNA COLLECTION DERBY COVER – GLOSS BLACK



D. KAHUNA COLLECTION DERBY COVER – CHROME



A. HARLEY-DAVIDSON MOTOR CO. COLLECTION – GLOSS BLACK



C. HARLEY-DAVIDSON MOTOR CO. COLLECTION – GLOSS BLACK



B. HARLEY-DAVIDSON MOTOR CO. COLLECTION – CHROME



D. HARLEY-DAVIDSON MOTOR CO. COLLECTION – CHROME

# ENGINE TRIM 435

Derby, Timer & Air Cleaner Covers

## C. KAHUNA™ COLLECTION – GLOSS BLACK

Understated but powerful, the Kahuna™ Collection's rich, gloss black surface is interrupted by a powerful raised bridge that draws the eye from leading to trailing edge. A red Bar & Shield logo adds the finishing touch.

**1. 25700887** Derby Cover.  
Fits '16-later Touring and Trike and '15-later FLHTCUL and FLHTKL models. Also fits '07-later Touring and Trike models equipped with Narrow-Profile Outer Primary Cover P/N 25700385 or 25700438.

**2. 25700988** Derby Cover.  
Fits '06-'17 Dyna®, '07-'18 Softail® (except FLSB) and '07-'15 Touring and Trike (except FLHTCUL and FLHTKL and '07-'15 Touring and Trike models equipped with Narrow-Profile Outer Primary Cover P/N 25700385 or 25700438).

**3. 25600109** Timer Cover.  
Fits '17-later Milwaukee-Eight® engine-equipped models.

**4. 25600108** Timer Cover.  
Fits '99-'17 Twin Cam-equipped models.

**5. 61300928** Air Cleaner Trim  
Fits '17-later Touring and Trike models with Original Equipment air cleaner cover. Does not fit CVO™ models.

**6. 61300929** Air Cleaner Trim.  
Fits '16-'17 Softail (except FLSTFBS) and '14-'16 Touring and Trike models with Original Equipment Air Cleaner Cover. Does not fit CVO models.

## D. KAHUNA™ COLLECTION – CHROME

Understated but powerful, the Kahuna™ Collection's smooth, glass-like chrome surface is interrupted by a powerful raised bridge that draws the eye from leading to trailing edge. A red Bar & Shield logo adds the finishing touch.

**1. 25700987** Derby Cover.  
Fits '16-later Touring and Trike and '15-later FLHTCUL and FLHTKL models. Also fits '07-later Touring and Trike models equipped with Narrow-Profile Outer Primary Cover P/N 25700385 or 25700438.

**2. 25700888** Derby Cover.  
Fits '06-'17 Dyna®, '07-'18 Softail® (except FLSB) and '07-'15 Touring and Trike (except FLHTCUL and FLHTKL and '07-'15 Touring and Trike models equipped with Narrow-Profile Outer Primary Cover P/N 25700385 or 25700438).

**3. 25600115** Timer Cover.  
Fits '17-later Milwaukee-Eight® engine-equipped models.

**4. 25600114** Timer Cover.  
Fits '99-'17 Twin Cam-equipped models.

**5. 61300991** Air Cleaner Trim.  
Fits '17-later Touring and Trike models with Original Equipment air cleaner cover. Does not fit CVO™ models.

**6. 61301022** Air Cleaner Trim.  
Fits '16-'17 Softail (except FLSTFBS) and '14-'16 Touring and Trike models with Original Equipment Air Cleaner Cover. Does not fit CVO models.

Model Family Fitment:

- V-ROD
- SPORTSTER
- DYNA
- SOFTAIL
- TOURING



# 436 ENGINE TRIM

Derby, Timer & Air Cleaner Covers

## A. WILLIE G SKULL COLLECTION – BLACK

Penned at the hand of Willie G, the famous Skull Collection makes a shift to the dark side. Completely drenched in black, the raised skull and surrounding Harley-Davidson Motorcycle script adds a subtle ominous touch to your ride. The finish easily coexists alongside gloss black or wrinkle black surfaces. The complete collection of components includes matching black hardware.

**1. 25700740** Derby Cover.  
Fits '16-later Touring and Trike and '15-later FLHTCUL and FLHTKL models. Also fits '07-later Touring and Trike models equipped with Narrow-Profile Outer Primary Cover P/N 25700385 or 25700438.

**1. 25700976** Derby Cover.  
Fits '18-later FLSB and '19-later Softail® models. Also fits '18 Softail models equipped with Narrow Profile Primary Cover P/N 25701077, 25700913, 25700937, 25700941, 25701039, 25701040 and 25701043.

**1. 25700742** Derby Cover.  
Fits '99-'17 Dyna®, '00-'18 Softail (except FLSB) and '99-'15 Touring and Trike models (except '15 FLHTCUL and FLHTKL and '07-'15 Touring and Trike models equipped with Narrow-Profile Outer Primary Cover P/N 25700385 or 25700438). Installation on '06-'17 Dyna and '07-later Softail, and '07-'15 Touring and Trike models requires separate purchase of Gasket P/N 25416-99C.

**2. 25700744** Derby Cover.  
Fits '04-later XL and XR models.

**3. 25600085** Timer Cover.  
Fits '17-later Milwaukee-Eight® engine-equipped models.

**4. 25600087** Timer Cover.  
Fits '99-'17 Twin Cam models.

**5. 25600089** Timer Cover.  
Fits '04-later XL, XR and earlier models with horizontal holes on timer cover.

**6. 29400345** Air Cleaner Trim.  
Fits '17-later Touring and Trike models with Original Equipment wedge shaped air cleaner cover.

**7. 29400366** Air Cleaner Trim.  
Fits Evolution® 1340 models, '99-'08 Dyna, '00-'15 Softail (except FLS, FLSS, FLSTSB, and FXS) and '99-'13 Touring and Trike models equipped with oval-shaped Original Equipment air cleaner cover. Also fits models equipped with Screamin' Eagle® Round High-Flow Air Cleaner Kits with separate purchase of Rain Sock Kit P/N 28728-10 or Air Cleaner Trim Installation Kit P/N 12400158.

**8. 29400339** Air Cleaner Trim.  
Fits '16-'17 Softail (except FLSTFBS and FXSE) and '14-'16 Touring and Trike models with Original Equipment air cleaner cover. Does not fit CVO™ models.

**9. 29400341** Air Cleaner Trim.  
Fits '04-later XL models equipped with Original Equipment oval air cleaner cover.



A. WILLIE G SKULL COLLECTION DERBY COVER – BLACK



A. WILLIE G SKULL COLLECTION – BLACK



B. WILLIE G SKULL COLLECTION DERBY COVER – CHROME



B. WILLIE G SKULL COLLECTION – CHROME

# ENGINE TRIM 437

Derby, Timer & Air Cleaner Covers

## B. WILLIE G SKULL COLLECTION – CHROME

Add a little attitude to your ride. Styled to complement Harley-Davidson® Skull accessory items, the menacing raised skull with black-filled eyes leaps from a field of chrome. The surrounding Harley-Davidson Motorcycles script is the perfect finishing touch. This complete collection of engine covers dresses your bike for a true custom look.

**1. 25700469** Derby Cover.  
Fits '16-later Touring and Trike, and '15-later FLHTCUL and FLHTKL models. Also fits '07-later Touring and Trike models equipped with Narrow-Profile Outer Primary Cover P/N 25700385 or 25700438.

**1. 25700958** Derby Cover.  
Fits '18-later FLSB and '19-later Softail® models. Also fits '18 Softail models equipped with Narrow Profile Primary Cover P/N 25701077, 25700913, 25700937, 25700941, 25701039, 25701040 and 25701043.

**1. 25441-04A** Derby Cover.  
Fits '99-'00 Evolution® 1340, '99-'17 Dyna®, '99-'18 Softail (except FLSB) and '99-'15 Touring and Trike models (except FLHTCUL, FLHTKL or '07-'15 Touring or Trike models with Narrow-Profile Outer Primary Cover P/N 25700385 or 25700438).

**2. 25440-04A** Derby Cover.  
Fits '04-later XL and XR models. Includes chrome-plated stainless steel mounting hardware.

**3. 25600066** Timer Cover.  
Fits '17-later Milwaukee-Eight® engine-equipped models.

**4. 32975-04A** Timer Cover.  
Fits '99-'17 Twin Cam-equipped models. Includes chrome-plated stainless steel mounting hardware.

**5. 32972-04A** Timer Cover.  
Fits '04-later XL, XR and earlier models with horizontal holes on timer cover. Includes chrome-plated stainless steel mounting hardware.

**6. 61300654** Air Cleaner Trim.  
Fits '17-later Touring and Trike models with Original Equipment air cleaner cover. Does not fit CVO™ models.

**7. 29417-04** Air Cleaner Trim.  
Fits Evolution 1340 models, '99-'08 Dyna, '00-'15 Softail (except FLS, FLSS, FLSTSB and FXS) and '99-'13 Touring and Trike models with Original Equipment air cleaner cover. Also fits models equipped with Screamin' Eagle® Round High-Flow Air Cleaner Kits with separate purchase of Rain Sock Kit P/N 28728-10 or Air Cleaner Trim Installation Kit P/N 12400158.

**8. 61300217** Air Cleaner Trim.  
Fits '16-'17 Softail (except FLSTFBS and FXSE) and '14-'16 Touring and Trike models with Original Equipment air cleaner cover. Does not fit CVO™ models.

**9. 29416-04** Air Cleaner Trim.  
Fits '04-later XL models with Original Equipment oval air cleaner cover.

Model Family Fitment:

- V-ROD
- SPORTSTER
- DYNA
- SOFTAIL
- TOURING



# 438 ENGINE TRIM

Derby, Timer & Air Cleaner Covers

## A. DARK CUSTOM™ LOGO COLLECTION

The famous Harley-Davidson #1 logo with a sinister twist. Machined from billet aluminum, these covers feature domed surfaces that are polished and black anodized to a rich satin sheen, and then re-machined to expose the raw aluminum. The resulting high-contrast design complements both polished and painted engine finishes.

**1. 25700434** Derby Cover – Billet.  
Fits '16-later Touring and Trike, and '15-later FLHTCUL and FLHTKL models. Also fits '07-later Touring and Trike models equipped with Narrow-Profile Outer Primary Cover P/N 25700385 or 25700438.

**1. 25700960** Derby Cover.  
Fits '18-later FLSB and '19-later Softail® models. Also fits '18 Softail models equipped with Narrow Profile Primary Cover P/N 25701077, 25700913, 25700937, 25700941, 25701039, 25701040 and 25701043.

**1. 25562-09** Derby Cover – Billet.  
Fits '99-'00 Evolution® 1340, '99-'17 Dyna®, '99-'18 Softail (except FLSB) and '99-'15 Touring and Trike models (except FLHTCUL, FLHTKL or '07-'15 Touring or Trike models with Narrow-Profile Outer Primary Cover P/N 25700385 or 25700438).

**2. 25563-09** Derby Cover – Billet.  
Fits '04-later XL models.

**3. 25600064** Timer Cover – Billet.  
Fits '17-later Milwaukee-Eight® engine-equipped models.

**4. 32414-09** Timer Cover – Billet.  
Fits '99-'17 Twin Cam-equipped models.

**5. 32415-09** Timer Cover – Billet.  
Fits '04-later XL, XR and earlier models with horizontal holes on timer cover.

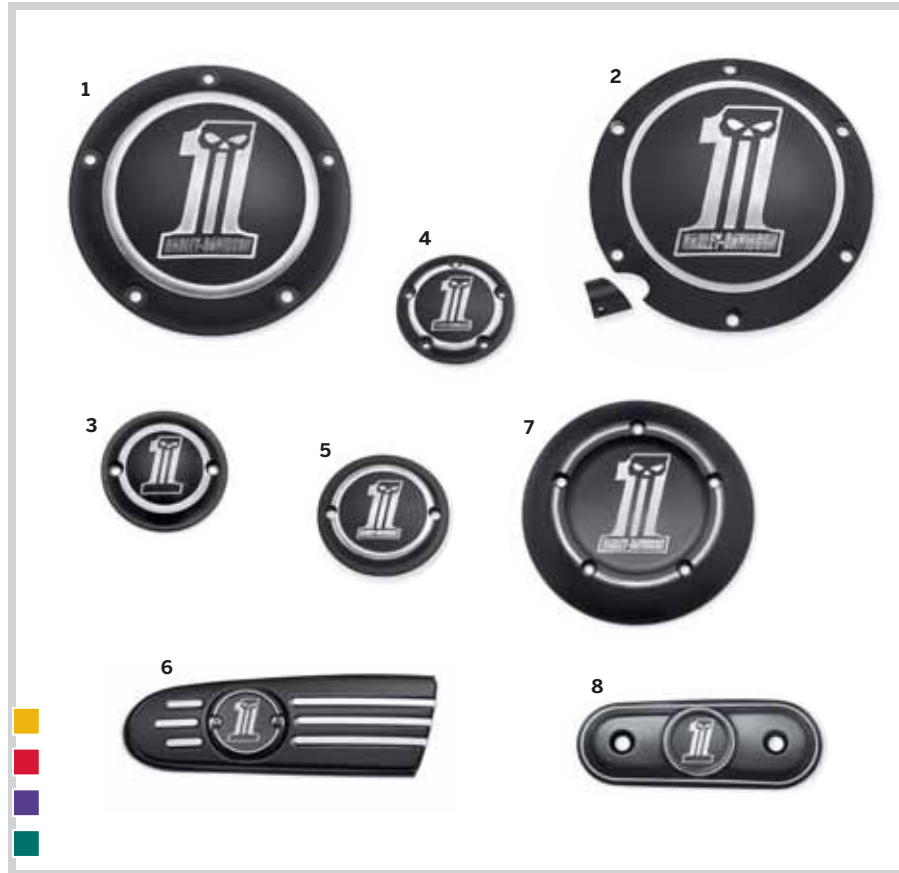
**6. 61300655** Air Cleaner Trim – Billet.  
Fits '17-later Touring and Trike models with Original Equipment air cleaner cover. Does not fit CVO™ models.

**7. 61300057** Air Cleaner Trim – Billet.  
Fits Evolution® 1340 models, '99-'08 Dyna, '00-'15 Softail (except FLS, FLSS, FLSTSB and FXS) and '99-'13 Touring and Trike models with Original Equipment air cleaner cover. Also fits models equipped with Screamin' Eagle® Round High-Flow Air Cleaner Kits with separate purchase of Rain Sock Kit P/N 28728-10 or Air Cleaner Trim Installation Kit P/N 12400158.

**8. 61300055** Air Cleaner Trim – Billet.  
Fits '04-later XL models with Original Equipment oval air cleaner cover.



A. DARK CUSTOM LOGO COLLECTION DERBY COVER



A. DARK CUSTOM LOGO COLLECTION



B. NUMBER ONE SKULL COLLECTION DERBY COVER



B. NUMBER ONE SKULL COLLECTION

# ENGINE TRIM 439

Derby, Timer & Air Cleaner Covers

## B. NUMBER ONE SKULL COLLECTION

The sinister Harley-Davidson #1 Skull logo dresses for a night on the town. This complete die-cast aluminum collection has been polished and chrome-plated to a brilliant shine, then finished with a contrasting black-filled Dark Custom Skull logo. The black-filled race track stripe and recessed hardware pockets provide added depth and dimension. Includes chrome-plated mounting hardware.

**1. 25700435** Derby Cover – Billet.  
Fits '16-later Touring and Trike, and '15-later FLHTCUL and FLHTKL models. Also fits '07-later Touring and Trike models equipped with Narrow-Profile Outer Primary Cover P/N 25700385 or 25700438.

**1. 25331-10** Derby Cover.  
Fits '99-'00 Evolution® 1340, '99-'17 Dyna®, '99-'18 Softail® (except FLSB) and '99-'15 Touring and Trike models (except FLHTCUL, FLHTKL or '07-'15 Touring or Trike models with Narrow-Profile Outer Primary Cover P/N 25700385 or 25700438).

**2. 25333-10** Derby Cover.  
Fits '04-later XL models.

**3. 25600065** Timer Cover.  
Fits '17-later Milwaukee-Eight® engine-equipped models.

**4. 32519-10** Timer Cover.  
Fits '99-'17 Twin Cam-equipped models.

**5. 32520-10** Timer Cover.  
Fits '04-later XL, XR and earlier models with horizontal holes on timer cover.

**6. 61300657** Air Cleaner Trim.  
Fits '17-later Touring and Trike models with Original Equipment air cleaner cover. Does not fit CVO™ models.

**7. 27956-10** Air Cleaner Trim.  
Fits Evolution® 1340 models, '99-'08 Dyna, '00-'15 Softail (except FLS, FLSS, FLSTSB and FXS) and '99-'13 Touring and Trike models with Original Equipment air cleaner cover. Also fits models equipped with Screamin' Eagle® Round High-Flow Air Cleaner Kits with separate purchase of Rain Sock Kit P/N 28728-10 or Air Cleaner Trim Installation Kit P/N 12400158.

**8. 61300218** Air Cleaner Trim.  
Fits '16-'17 Softail (except FLSTFBS and FXSE) and '14-'16 Touring and Trike models with Original Equipment air cleaner cover. Does not fit CVO models.

**9. 60826-11** Transmission Trim.  
Fits '11-'16 models equipped with 103CI Twin Cam engine option.

Model Family Fitment:

- V-ROD
- SPORTSTER
- DYNA
- SOFTAIL
- TOURING



# 440 ENGINE TRIM

Derby, Timer & Air Cleaner Covers

## A. BRASS COLLECTION

The authentic alternative to the typical chrome-covered or blacked-out look, the Harley-Davidson® Brass Collection delivers a warm, handcrafted look to your custom ride. These minimalistic living finish components make a garage-built styling statement and are the ideal addition to your stripped-down bobber or café motorcycle. Artistically manufactured from solid brass, these components feature a natural antique finish that will age and patina when exposed to the elements. Unlike bright polished and plated brass trim, these heritage-finished components are subtle additions to your ride and don't compete for attention with the rest of the bike. Brass Collection components are factory treated with wax to slow the aging process, and are shipped with cleaning and care instructions.

**1. 25700515** Derby Cover.  
Fits '06-'17 Dyna®, '07-'18 Softail® (except FLSB), and '07-'15 Touring, and Trike (except FLHTCUL and FLHTKL and '07-'15 Touring and Trike models equipped with Narrow-Profile Outer Primary Cover P/N 25700385 or 25700438). Does not fit with passenger footboards in the "medium" or "low" position when flipped up.

**1. 25700967** Derby Cover.  
Fits '18-later FLSB and '19-later Softail models. Also fits '18 Softail models equipped with Narrow Profile Primary Cover P/N 25701077, 25700913, 25700937, 25700941, 25701039, 25701040 and 25701043.

**2. 25600081** Timer Cover.  
Fits '18-later Softail and '17-later Touring and Trike models equipped with Milwaukee-Eight® engines.

**3. 61400339** Air Cleaner Trim.  
Fits Evolution® 1340 models, '99-'08 Dyna, '00-'15 Softail (except FLS, FLSS, FLSTSB, and FXS) and '99-'13 Touring and Trike models equipped with oval-shaped Original Equipment air cleaner cover. Also fits models equipped with Screamin' Eagle® Round High-Flow Air Cleaner Kits with separate purchase of Rain Sock Kit P/N 28728-10 or Air Cleaner Trim Installation Kit P/N 12400158.

## B. AIRFLOW COLLECTION

Shaped to cheat the wind. The polished and mirror-chromed Airflow Collection features a raised bridge with 3 laminar grooves that float over the recessed panels. The layered surfaces capture light and shadows, and frame the subtle black-filled Harley-Davidson signature. This complete collection sets the stage for your one-of-a-kind custom ride. Includes chrome-plated mounting hardware.

**1. 25700505** Derby Cover.  
Fits '16-later Touring and Trike, and '15-later FLHTCUL and FLHTKL models. Also fits '07-later Touring and Trike models equipped with Narrow-Profile Outer Primary Cover P/N 25700385 or 25700438.

**1. 25700969** Derby Cover.  
Fits '18-later FLSB and '19-later Softail® models. Also fits '18 Softail models equipped with Narrow Profile Primary Cover P/N 25701077, 25700913, 25700937, 25700941, 25701039, 25701040 and 25701043.

**2. 25700504** Derby Cover.  
Fits '99-'17 Dyna®, '00-'18 Softail (except FLSB) and '99-'15 Touring and Trike models (except FLHTCUL, FLHTKL and '07-'15 Touring and Trike models equipped with Narrow-Profile Outer Primary Cover P/N 25700385 or 25700438). Installation on '06-later Dyna, '07-'18 Softail and '07-'15 Touring and Trike models require separate purchase of Gasket P/N 25416-99C.

**3. 25700506** Derby Cover.  
Fits '04-later XL models.

**4. 25600099** Timer Cover.  
Fits '17-later Milwaukee-Eight® engine-equipped models.

**5. 25600046** Timer Cover.  
Fits '99-'17 Twin Cam models.

**6. 25600047** Timer Cover.  
Fits '04-later XL models.

**7. 61400323** Air Cleaner Trim.  
Fits Evolution® 1340 models, '99-'08 Dyna, '00-'15 Softail (except FLS, FLSS, FLSTSB and FXS) and '99-'13 Touring and Trike models equipped with oval-shaped Original Equipment air cleaner cover. Also fits models equipped with Screamin' Eagle® Round High-Flow Air Cleaner Kits with separate purchase of Rain Sock Kit P/N 28728-10 or Air Cleaner Trim Installation Kit P/N 12400158.

**8. 61300542** Air Cleaner Trim.  
Fits '16-'17 Softail (except FLSTFBS and FXSE) and '14-'16 Touring and Trike models with Original Equipment Air Cleaner Cover. Does not fit CVO™ models.



A. BRASS COLLECTION DERBY COVER



A. BRASS COLLECTION



B. AIRFLOW COLLECTION DERBY COVER



B. AIRFLOW COLLECTION



C. HARLEY-DAVIDSON LIVE TO RIDE DERBY COVER – GOLD



C. HARLEY-DAVIDSON LIVE TO RIDE COLLECTION – GOLD

# ENGINE TRIM 441

Derby, Timer & Air Cleaner Covers

## C. HARLEY-DAVIDSON® LIVE TO RIDE COLLECTION – GOLD

Live to Ride, Ride to Live. It has become the motto of the Harley-Davidson nation, accompanying riders over millions of miles of travel. This collection is a tribute to that way of life.

**1. 25700472** Derby Cover.  
Fits '16-later Touring and Trike, and '15-later FLHTCUL and FLHTKL models. Also fits '07-later Touring and Trike models equipped with Narrow-Profile Outer Primary Cover P/N 25700385 or 25700438.

**1. 25700961** Derby Cover.  
Fits '18-later FLSB and '19-later Softail® models. Also fits '18 Softail models equipped with Narrow Profile Primary Cover P/N 25701077, 25700913, 25700937, 25700941, 25701039, 25701040 and 25701043.

**1. 25340-99A** Derby Cover.  
Fits '99-'00 Evolution® 1340, '99-'17 Dyna®, '99-'18 Softail (except FLSB) and '99-'15 Touring and Trike models (except FLHTCUL, FLHTKL or '07-'15 Touring or Trike models with Narrow-Profile Outer Primary Cover P/N 25700385 or 25700438).

**2. 25127-04A** Derby Cover.  
Fits '04-later XL and XR models. Includes chrome-plated stainless steel mounting hardware.

**3. 25600067** Timer Cover.  
Fits '17-later Milwaukee-Eight® engine-equipped models.

**4. 32689-99A** Timer Cover.  
Fits '99-'17 Twin Cam-equipped models. Includes chrome-plated stainless steel mounting hardware.

**5. 32585-90T** Timer Cover.  
Fits models with vertical mounting holes.

**32581-90TB** Timer Cover. (not shown)  
Fits '04-later XL, XR and earlier models with horizontal holes on timer cover. Includes chrome-plated stainless steel mounting hardware.

**6. 61300656** Air Cleaner Trim.  
Fits '17-later Touring and Trike models with Original Equipment air cleaner cover. Does not fit CVO™ models.

**7. 29328-99** Air Cleaner Trim.  
Fits Evolution 1340 models, '99-'08 Dyna, '00-'15 Softail (except FLS, FLSTSB and FXS) and '99-'13 Touring and Trike models with Original Equipment air cleaner cover. Also fits models equipped with Screamin' Eagle® Round High-Flow Air Cleaner Kits with separate purchase of Rain Sock Kit P/N 28728-10 or Air Cleaner Trim Installation Kit P/N 12400158.

**8. 61400455** Air Cleaner Trim – Center Bolt.  
Fits '18-later FLDE, FLHC, FLHCS, FLSL, FXLR and '20-later FXST models with Original Equipment center bolt air cleaner cover.

**9. 61300220** Air Cleaner Trim.  
Fits '16-'17 Softail (except FLSTFBS and FXSE) and '14-'16 Touring and Trike models with Original Equipment air cleaner cover. Does not fit CVO models.

**10. 29823-04** Air Cleaner Trim.  
Fits '04-later XL models with Original Equipment oval air cleaner.

**11. 61400025** Transmission End Cover Trim.  
Fits '11-'16 Touring and Trike models equipped with 103CI Twin Cam engine option.

Model Family Fitment:

- V-ROD
- SPORTSTER
- DYNA
- SOFTAIL
- TOURING



# 442 ENGINE TRIM

Milwaukee-Eight® Collections

## A. DOMINION™ COLLECTION ENGINE TRIM – GLOSS BLACK

Express your bold, renegade attitude. This complete collection of engine covers lets you set your own styling direction. Crafted from aluminum, the Dominion™ Collection features a gloss black anodized finish with machined, raw aluminum surfaces. These surfaces can be left exposed or they come ready to be filled with interchangeable brushed black, bronze powder-coated or brushed orange anodized inserts (sold separately) that allow you to create your own look. Socket head cap screws are included for added style.

**25700722** Cam Cover.  
Fits '18-later Softail® and '17-later Touring and Trike models.

**34800047** Transmission Side Cover.  
Fits '18-later Softail models (except FLDE, FLHC and FLHCS).

**25800130** Transmission Side Cover.  
Fits '17-'20 Touring and Trike models.

**25700779** Upper Rocker Covers.  
Fits '18-later Softail and '17-later Touring and Trike models. Includes 2 covers.

**25700768** Derby Cover.  
Fits '16-later Touring and Trike and '15-later FLHTCUL and FLHTKL models. Also fits '07-later Touring and Trike models equipped with Narrow-Profile Outer Primary Cover P/N 25700385 or 25700438.

**25700965** Derby Cover.  
Fits '18-later FLSEB and '19-later Softail models. Also fits '18 Softail models equipped with Narrow Profile Primary Cover P/Ns 25701077, 25700913, 25700937, 25700941, 25701039, 25701040 and 25701043.

## B. DOMINION™ COLLECTION ENGINE TRIM – BRONZE

Express your bold, renegade attitude. This complete collection of engine covers lets you set your own styling direction. Crafted from aluminum, the Dominion™ Collection features a bronze powder-coated finish with machined, raw aluminum surfaces. These surfaces can be left exposed or they come ready to be filled with interchangeable brushed black, bronze powder-coated or brushed orange anodized inserts (sold separately) that allow you to create your own look. Socket head cap screws are included for added style.

**25700777** Cam Cover.  
Fits '18-later Softail® and '17-later Touring and Trike models.

**34800048** Transmission Side Cover.  
Fits '18-later Softail models (except FLDE, FLHC and FLHCS).

**25800132** Transmission Side Cover.  
Fits '17-'20 Touring and Trike models.

**25700780** Upper Rocker Covers.  
Fits '18-later Softail and '17-later Touring and Trike models. Includes 2 covers.

**25700822** Derby Cover.  
Fits '16-later Touring and Trike and '15-later FLHTCUL and FLHTKL models. Also fits '07-later Touring and Trike models equipped with Narrow-Profile Outer Primary Cover P/N 25700385 or 25700438.

**25700966** Derby Cover.  
Fits '18-later FLSEB and '19-later Softail models. Also fits '18 Softail models equipped with Narrow Profile Primary Cover P/Ns 25701077, 25700913, 25700937, 25700941, 25701039, 25701040 and 25701043.



A. DOMINION COLLECTION ENGINE TRIM – GLOSS BLACK



B. DOMINION COLLECTION ENGINE TRIM – BRONZE



C. DOMINION COLLECTION INSERTS – LARGE (BLACK HDMC SHOWN – MIDDLE INSERT)



D. DOMINION COLLECTION INSERTS – SMALL (ORANGE SHOWN – TOP AND BOTTOM)



E. DOMINION COLLECTION INSERTS – ROCKER BOX (BRONZE SHOWN)



F. DOMINION COLLECTION PRIMARY COVER – BLACK (SHOWN WITH BRUSHED ORANGE INSERT)



C. DOMINION COLLECTION INSERTS – LARGE



D. DOMINION COLLECTION INSERTS – SMALL



E. DOMINION COLLECTION INSERTS – ROCKER BOX



G. DOMINION COLLECTION OIL FILL INSERTS – OUTER PRIMARY COVER

# ENGINE TRIM 443

Milwaukee-Eight® Collections

## C. DOMINION™ COLLECTION INSERTS – LARGE

Make your bike a true custom of one. The Large Dominion™ Inserts allow you to customize and personalize Dominion Collection accessories, so your bike is truly one of a kind.

Fits '06-'17 Dyna®, '07-later Softail® and '07-later Touring and Trike models equipped with Dominion Derby, Cam, or Transmission Side Covers. Sold Individually.

<b>61400598</b>	Brushed Black.
<b>61400602</b>	Bronze.
<b>61400606</b>	Brushed Orange.
<b>61400609</b>	Brushed Black, HDMC.

## D. DOMINION COLLECTION INSERTS – SMALL

Make your bike a true custom of one. The Small Dominion Inserts allow you to customize and personalize Dominion Collection accessories, so your bike is truly one of a kind.

Fits '06-'17 Dyna, '07-later Softail and '07-later Touring and Trike models equipped with Dominion Derby or Cam covers. Sold Individually.

<b>61400599</b>	Brushed Black.
<b>61400603</b>	Bronze.
<b>61400607</b>	Brushed Orange.

## E. DOMINION COLLECTION INSERTS – ROCKER BOX

Make your bike a true custom of one. The Dominion Upper Rocker Box Inserts allow you to customize the top of your bike's engine case, making it a one-of-a-kind.

Fits '18-later Softail and '17-later Touring and Trike models equipped with Dominion Upper Rocker Box covers. Includes 4 inserts.

<b>25700791</b>	Brushed Black.
<b>25700792</b>	Bronze.
<b>25700793</b>	Brushed Orange.

## F. DOMINION™ OUTER PRIMARY COVER

Add visual interest and style to the primary side of your ride. Crafted from forged aluminum, the Dominion Collection™ Outer Primary Covers feature a gloss black anodized or bronze powder-coated finish. Match or complement other Dominion Collection Accessories when you cover the oil fill cavity with a Dominion Oil Fill Insert (required and sold separately). The Oil Fill Inserts are available in brushed aluminum, brushed black, bronze powder-coated or brushed orange anodized finishes to complement your styling direction.

Fits '18-later Softail (except FXBB, FXBBS, FXLR, FXLRS FLRST and FXST). Requires separate purchase of Oil Fill Insert Kit P/Ns 25700804, 25700805, 25700806 or 25700807.

**25700795** Gloss Black.

## G. DOMINION COLLECTION OIL FILL INSERT – OUTER PRIMARY

Required when installing a Dominion Collection Outer Primary Cover, these interchangeable brushed black, bronze powder-coated, brushed orange anodized, or aluminum inserts allow you to customize the Primary Cover to match your styling direction.

Fits '18-later Softail models equipped with Dominion Outer Primary Cover. Includes gasket and screws.

<b>25700805</b>	Brushed Black.
<b>25700806</b>	Bronze.
<b>25700807</b>	Brushed Orange.
<b>25700804</b>	Brushed Aluminum.

Model Family Fitment:

<span style="color: grey;">■</span> V-ROD	<span style="color: yellow;">■</span> SPORTSTER	<span style="color: red;">■</span> DYNA
<span style="color: purple;">■</span> SOFTAIL	<span style="color: teal;">■</span> TOURING	



# 444 ENGINE TRIM

Milwaukee-Eight® Collections

## A. GLOSS BLACK ENGINE COVER KIT – MILWAUKEE-EIGHT® POWERTRAIN

Upgrade your black and chrome Milwaukee-Eight® motor to the sinister look of gloss black. Manufactured from Original Equipment components, these richly finished engine covers start your bike on its journey to the dark side. Critical gasket surfaces are masked to provide a good sealing surface with the engine. The six-piece kit includes the primary cover, cam cover, upper rocker box covers, transmission side cover and transmission top cover. Rocker box lower housings, derby cover and timer cover are available separately.

Kit includes:

- Primary Cover
- Cam Cover
- Upper Rocker Box Covers (2)
- Transmission Side Cover with Insert
- Transmission Top Cover

**92500059** Six Piece Engine Cover Kit.  
Fits '17-'20 Touring and Trike models.

## B. MILWAUKEE-EIGHT ENGINE COVERS – GLOSS BLACK

These engine covers are the perfect start in converting your powertrain to an elegant tuxedo black look. Manufactured from Original Equipment components to ensure a perfect fit, these covers are coated with temperature-resistant paint to ensure a long-lasting finish, and critical surfaces are masked to provide good gasket seal. Complete the look with matching primary covers, rocker housings, rocker covers, cam covers and transmission covers (sold separately).

**25700491** Primary Cover.  
Fits '17-later Touring and Trike models.

**25700750** Primary Cover.  
Fits '18 Softail® models (except FLSB, FXBB, FXBBS, , FXLR, FXLRS, and FXLRST).

**25700913** Narrow-Profile Primary Cover.  
Fits '18-later Softail models (except FXST, FXBB, FXBBS, FXLR, FXLRS and FXLRST). '18 models (except FLSB) require separate purchase of Softail Narrow Derby Cover and required gaskets.

**25700467** Cam Cover.  
Fits '18-later Softail and '17-later Touring and Trike models.

**25700520** Rocker Box Cover – Upper.  
Fits '18-later Softail and '17-later Touring and Trike models (2 required).

**25700638** Rocker Box Cover – Lower.  
Fits '18-later Softail and '17-later Touring and Trike models (2 required).

**25800055** Transmission Side Cover.  
Fits '17-'20 Touring and Trike models.

**25800098** Transmission Side Cover  
Fits '18-later Softail and '21-later Touring and Trike models

**34800031** Transmission Top Cover.  
Fits '18-later Softail and '17-later Touring and Trike models. '18-later Softail models require separate purchase of gasket P/N 25700453.

**25700477** Derby Cover.  
Fits '16-later Touring and Trike, and '15-later FLHTCUL and FLHTKL models. Also fits '07-later Touring and Trike models equipped with Narrow-Profile Outer Primary Cover P/N 25700385 or 25700438.

**25700971** Derby Cover.  
Fits '18-later FLSB and '19-later Softail models. Also fits '18 Softail models equipped with Narrow Profile Primary Cover P/Ns 25701077, 25700913, 25700937, 25700941, 25701039, 25701040 and 25701043.

**25600098** Timer Cover.  
Fits '17-later Milwaukee-Eight engine-equipped models.

NOTE: Removing and installing engine covers may require purchase of new gaskets. See dealer for information.



A. GLOSS BLACK ENGINE COVER KIT – MILWAUKEE-EIGHT POWERTRAIN



B. MILWAUKEE-EIGHT ENGINE COVERS – GLOSS BLACK



C. DEFIANCE ENGINE TRIM – BLACK  
(SHOWN WITH DEFIANCE VENTILATOR AIR CLEANER TRIM)



C. DEFIANCE ENGINE TRIM – BLACK

# ENGINE TRIM 445

Milwaukee-Eight® Collections

## C. DEFIANCE COLLECTION – BLACK

Show your complete disregard for the rules. Defined by sweeping curves, this complete assortment of engine covers feature a rich tuxedo black finish that is the perfect complement to your sinister ride. The design incorporates deep longitudinal lines, and is finished with a contemporary H-D logo. Complete the look with gloss black primary, lower rocker boxes and transmission top covers (sold separately).

**25700710** Cam Cover.  
Fits '18-later Softail® (except FLDE, FLHC and FLHCS) and '17-later Touring and Trike models. Does not fit FXDRS models equipped with Screamin' Eagle® Exhaust. Installation requires separate purchase of model-specific cam cover gasket.

**25700712** Upper Rocker Covers.  
Fits '18-later Softail and '17-later Touring and Trike models. Installation requires separate purchase of model-specific rocker cover gaskets. Sold in pairs.

**25800087** Transmission Side Cover.  
Fits '17-'20 Touring and Trike models.

NOTE: Removing and installing engine covers may require purchase of new gaskets. See dealer for information.

### Shown With: DEFIANCE COLLECTION VENTILATOR AIR CLEANER TRIM – BLACK ANODIZED

This forged and machined Defiance Air Cleaner Trim kit adds a premium touch to the Milwaukee-Eight® Ventilator Air Cleaner. The billet-style band with deep longitudinal lines and H-D logo wraps the center section of the Ventilator Air Cleaner face plate for a contemporary look. Kit includes trim band and mounting hardware. Protective Rain Sock P/N 29400177 or 29762-09 is available separately.

**61300769** Black Anodized.  
Fits '18-later Softail and '17-later Touring and Trike models equipped with Ventilator Air Cleaner P/N 29400298 or 29400299. Also fits '18-later Softail models with 114CI engines and '17-later CVO™ touring models with Original Equipment Ventilator Air Cleaner with separate purchase of Air Filter P/N 29400293.

Model Family Fitment:

- V-ROD
- SPORTSTER
- DYNA
- SOFTAIL
- TOURING



# 446 ENGINE TRIM

Milwaukee-Eight® Collections

## DEFIANCE COLLECTION ENGINE TRIM

The Milwaukee-Eight® engine is the centerpiece of the modern Harley-Davidson® motorcycle, so treat it to a unique contemporary look. These Defiance Collection engine covers incorporate a unique forward-thrusting design that blends a retro art-deco streamliner look with a modern contemporary twist. Designed side-by-side with the Original Equipment components, these exquisitely engineered cast and billet parts are machined to fit the bike perfectly. Available in your choice of chrome, gloss black or machine cut black finishes; you can select the look that defines your sense of style.

### A. DEFIANCE COLLECTION – BLACK MACHINE CUT

Anything but traditional, this complete collection of engine covers refuses to conform to everyday norms. The sweeping aero curves define the look, and the rich contrasting finishes set the tone. The machine-cut Defiance Collection features deep grooves milled into the black anodized surface that exposes the shimmering aluminum below. Complete the look with gloss black primary, lower rocker boxes and transmission top covers (sold separately).

**25700602** Cam Cover.  
Fits '18-later Softail® (except FLDE, FLHC and FLHCS) and '17-later Touring and Trike models. Does not fit FXDRS models equipped with Screamin' Eagle® Exhaust. Installation requires separate purchase of model-specific cam cover gasket.

**25700604** Upper Rocker Covers.  
Fits '18-later Softail and '17-later Touring and Trike models. Installation requires separate purchase of model-specific rocker cover gaskets. Sold in pairs.


**25800065** Transmission Side Cover.  
Fits '17-'20 Touring and Trike models.

NOTE: Removing and installing engine covers may require purchase of new gaskets. See dealer for information.

### Shown With: DEFIANCE COLLECTION VENTILATOR AIR CLEANER TRIM – BLACK ANODIZED MACHINE CUT

This forged and machined Defiance Air Cleaner Trim kit adds a premium touch to the Milwaukee-Eight Ventilator Air Cleaner. The billet-style band with deep longitudinal lines and H-D logo wraps the center section of the Ventilator Air Cleaner face plate for a contemporary look. Kit includes trim band and mounting hardware. Protective Rain Sock P/N 29400177 or 29762-09 is available separately.

**61300770**  
Fits '18-later Softail and '17-later Touring and Trike models equipped with Ventilator Air Cleaner P/N 29400298 or 29400299. Also fits '18-later Softail models with 114CI engines and '17-later CVO™ touring models with Original Equipment Ventilator Air Cleaner with separate purchase of Air Filter P/N 29400293.



A. DEFIANCE ENGINE TRIM – BLACK MACHINE CUT  
(SHOWN WITH DEFIANCE VENTILATOR AIR CLEANER TRIM)



A. DEFIANCE ENGINE TRIM – BLACK MACHINE CUT



B. DEFIANCE ENGINE TRIM – CHROME  
(SHOWN WITH DEFIANCE VENTILATOR AIR CLEANER TRIM)



B. DEFIANCE ENGINE TRIM – CHROME

# ENGINE TRIM 447

Milwaukee-Eight® Collections

## B. DEFIANCE COLLECTION – CHROME

Dare to be bold. Dressed in luxurious chrome, this complete collection of engine covers raises the customization bar. Defined by sweeping curves and accented with deep longitudinal lines and a contemporary H-D logo, the Chrome Defiance Collection design imparts a feeling of forward motion to the bike's profile. Add the complete collection, or start with one component and build your custom ride.

**25700661** Cam Cover.  
Fits '18-later Softail® (except FLDE, FLHC and FLHCS) and '17-later Touring and Trike models. Does not fit FXDRS models equipped with Screamin' Eagle® Exhaust. Installation requires separate purchase of model-specific cam cover gasket.

**25700663** Upper Rocker Covers.  
Fits '18-later Softail and '17-later Touring and Trike models. Installation requires separate purchase of model-specific rocker cover gaskets. Sold in pairs.

**25800063** Transmission Side Cover  
Fits '17-'20 Touring and Trike models.

NOTE: Removing and installing engine covers may require purchase of new gaskets. See dealer for information.

### Shown With: DEFIANCE COLLECTION VENTILATOR AIR CLEANER TRIM – CHROME

This forged and machined Defiance Air Cleaner Trim kit adds a premium touch to the Milwaukee-Eight Ventilator Air Cleaner. The billet-style band with deep longitudinal lines and H-D logo wraps the center section of the Ventilator Air Cleaner face plate for a contemporary look. Kit includes trim band and mounting hardware. Protective Rain Sock P/N 29400177 or 29762-09 is available separately.

**61300768**  
Fits '18-later Softail and '17-later Touring and Trike models equipped with Ventilator Air Cleaner P/N 29400298 or 29400299. Also fits '18-later Softail models with 114CI engines and '17-later CVO™ touring models with Original Equipment Ventilator Air Cleaner with separate purchase of Air Filter P/N 29400293.

#### Model Family Fitment:

- V-ROD
- SPORTSTER
- DYNA
- SOFTAIL
- TOURING



# 448 ENGINE TRIM

Derby, Timer & Air Cleaner Covers

## A. CLASSIC CHROME COVERS

From the design philosophy of less is more, we bring you this collection of basic chrome accessories, which provides a clean, custom look that is guaranteed to turn heads.

**1. 25700388** Derby Cover.  
Fits '16-later Touring and Trike, and '15-later FLHTCUL and FLHTKL models. Also fits '07-later Touring and Trike models equipped with Narrow-Profile Outer Primary Cover P/N 25700385 or 25700438.

**1. 60766-06** Derby Cover. (not shown)  
Fits '06-'17 Dyna® and '07-'18 Softail® (except FLSB), '07-'15 Touring and Trike models (except FLHTCUL, FLHTKL or '07-'15 Touring or Trike models equipped with Narrow-Profile Outer Primary Cover P/N 25700385 or 25700438). Does not fit with passenger footboards in the "medium" or "low" position when flipped up.

**2. 34760-04** Derby Cover.  
Fits '04-later XL models.

**3. 32584-88TA** Timer Cover.  
Fits '04-later XL, XR and earlier models with horizontal holes on timer cover. Includes chrome-plated stainless steel mounting hardware.

**4. 32679-99A** Timer Cover.  
Fits Twin Cam-equipped models. Includes chrome-plated stainless steel mounting hardware.

**5. 25600097** Timer Cover.  
Fits '17-later Milwaukee-Eight® engine-equipped models.


**34761-04A** Chain Inspection Cover. (not shown)  
Fits '04-later XL models.

**6. 60529-90A** Chain Inspection Cover.  
Fits '91-'05 Dyna models (except FXDWG).

**7. 60572-86** Chain Inspection Cover.  
Fits '93-'05 FXDWG and '86-'06 FLST, FXST and FXSTS models.



A. CLASSIC CHROME COVERS



B. BLACK FIN COLLECTION



C. BLACK DERBY COVERS

## C. BLACK DERBY COVERS

Available in your choice of wrinkle black or gloss black finish, these simple Derby Covers add a finishing touch to your blacked-out engine.

Fits '06-'17 Dyna and '07-'18 Softail (except FLSB), and '07-'15 Touring and Trike models (except FLHTCUL, FLHTKL or '07-'15 Touring or Trike models equipped with Narrow-Profile Outer Primary P/N 25700385 or 25700438). Does not fit with passenger footboards in the "medium" or "low" position when flipped up.

**60713-07** Wrinkle Black.


**25700020** Gloss Black.

Fits '16-later Touring and Trike, and '15-later FLHTCUL and FLHTKL models. Also fits '07-later Touring and Trike models equipped with Narrow-Profile Outer Primary Cover P/N 25700385 or 25700438.

**25700477** Gloss Black.

Fits '04-later XL models.

**34790-05** Wrinkle Black.



D. NARROW-PROFILE PRIMARY COVERS – FORWARD CONTROLS



E. OE STYLE NARROW-PROFILE DERBY COVERS – '19-LATER SOFTAIL

# ENGINE TRIM 449

Engine Covers – Milwaukee-Eight®

## D. NARROW-PROFILE PRIMARY COVERS – FORWARD CONTROLS

Shaped to slim the bike's left side profile, this Narrow-Profile Primary Cover provide short-limbed riders a straight leg path to the pavement. Original Equipment on '19-later Softail® models.

Fits '18-later Softail models (except FXST, FXBB, FXBBS, FXLR, FXLRS and FXLRST). '18 models (except FLSB) require separate purchase of Softail Narrow Derby Cover and required gaskets.

**1. 25701077** Chrome.

**2. 25700913** Gloss Black.

**3. 25701039** Polished.

**4. 25701040** Satin Chrome.

**5. 25701043** Wrinkle Black.

### Also available:

Fits '18-later FXBB, FXBBS, FXLRS, FXLRST, FXLR and FXST models. '18 models require separate purchase of Softail Derby Cover and required gaskets.

**25700937** Chrome.

**25700941** Wrinkle Black.

## E. OE STYLE NARROW-PROFILE DERBY COVERS – '19-LATER SOFTAIL®

Fits '18-later FLSB and '19-later Softail models. Also fits '18 Softail models equipped with Narrow Profile Primary Cover P/Ns 25701077, 25700913, 25700937, 25700941, 25701039, 25701040 and 25701043.

**1. 25700934** Polished.

**2. 25700973** Chrome.

**3. 25700970** Black Denim.

**4. 25700971** Gloss Black.

**5. 25700972** Wrinkle Black.

**6. 25700968** Black Fin.

More derby covers for Narrow-Profile Primary Covers can be found on pages 504-523 in the collections pages.

### Model Family Fitment:

- V-ROD
- SPORTSTER
- DYNA
- SOFTAIL
- TOURING



# 450 ENGINE TRIM

Engine Covers – Milwaukee-Eight®

## A. INNER PRIMARY COVER TRIM

Get the look of a custom inner primary cover without tearing apart the drive train. Designed to wrap the top surface of the wrinkle-painted inner primary cover, this die-cast shell provides a beefy finished look to the engine cases. Easy to install, the cover is secured with the outer primary hardware, and held in place at multiple points for quiet operation. Available in your choice of brilliant chrome or gloss black finish, the complete kit includes matching mounting hardware.

Fits '17-later Touring and Trike models.

**25700631** Chrome.

**25700654** Gloss Black.



A. INNER PRIMARY COVER TRIM – CHROME



A. INNER PRIMARY COVER TRIM – GLOSS BLACK



B. INNER PRIMARY COVER – CHROME



C. CYLINDER BASE COVER – CHROME



D. STARTER MOTOR END COVER – CHROME



D. STARTER MOTOR END COVER – GLOSS BLACK



E. PUSHROD COVER KIT – GLOSS BLACK (SHOWN WITH TAPPET COVERS – GLOSS BLACK)



E. PUSHROD COVER KIT – GLOSS BLACK



F. TAPPET COVERS – GLOSS BLACK



G. FRONT ENGINE MOUNT STABILIZER LINK



H. FINNED SPARK PLUG COVERS



# ENGINE TRIM 451

Engine Covers – Milwaukee-Eight®

## E. PUSHROD COVER KIT – GLOSS BLACK

Complete the sinister look. These covers replace existing chrome covers to give your bike a blacked-out appearance down to the smallest detail. Pushrod covers are finished in gloss black and the kit includes the four bottom cover tubes, four upper clips and four center collars. Cover Kit can be installed on engines already equipped with Adjustable Pushrods or can be installed by removing rocker box covers, rocker arms and non-adjustable pushrods. Consult your dealer or service manual for installation.

**17900081**

Fits '17-later Milwaukee-Eight® engine-equipped models.

Requires prior installation of Adjustable Pushrods or removal of rocker box covers, rocker arms and fixed-length pushrods.

## F. TAPPET COVERS – GLOSS BLACK

Complete your Twin Cam engine's conversion to a total blacked-out look. These gloss black tappet blocks replace the stock bright-finished components for a sinister appearance, and are manufactured from Original Equipment components for perfect fit and function. Gasket surface has been masked to ensure good oil seal. Kit comes complete with a front and rear cylinder lifter covers and two base gaskets.

**25700890**

Fits '17-later Milwaukee-Eight engine-equipped models. Sold in pairs.

## G. FRONT ENGINE MOUNT STABILIZER LINK

Add a custom style to the front end with this brilliant chrome-plated Engine Mount Stabilizer Link. This custom heim joint assembly complements the chrome Billet Front Engine Mount Bracket P/N 16205-10. Kit includes chrome mounting hardware.

Fits '09-later Touring and Trike models.

**16213-10** Chrome.

**16400055** Black.

## H. FINNED SPARK PLUG COVERS

Complete the finned look from the base of the cylinder all the way to the rocker box. These aluminum Finned Spark Plug Covers fill the spark plug pockets and complete the horizontal fin look across the top of the left-hand side of the engine. Firmly held in place by spring clips, these easy-to-install finned covers slip into position and do not require removal of the spark plugs for installation. Sold in pairs.

Fits '17-later Milwaukee-Eight engines.

**25800061** Black.

**25800062** Black Granite.

Model Family Fitment:

V-ROD
  SPORTSTER
  DYNA
   
 SOFTAIL
  TOURING



# 452 ENGINE TRIM

Engine Covers – Twin Cam

## A. TWIN CAM ENGINE COVERS – GLOSS BLACK

These engine covers are the perfect start in converting your powertrain to an elegant tuxedo black look. Manufactured from Original Equipment components to ensure a perfect fit, these covers are masked and coated with temperature-resistant paint to ensure a long-lasting finish. Complete the look with matching primary covers, rocker housings, rocker covers, cam covers and transmission covers (sold separately).

**25700021A** Primary Cover.  
Fits '06-'17 Dyna® models with mid-controls.

**60876-11A** Primary Cover.  
Fits '07-'17 Softail® models. Also fits '06-'17 FLD and Dyna models equipped with factory forward controls. Will not fit with Accessory Forward Controls.

**60886-11A** Primary Cover.  
Fits '07-'15 Touring and Trike models (except FLHTCUL and FLHTKL).

**25700438** Narrow Primary Cover.  
Fits '07-'16 Touring and Trike models. Installation requires separate purchase of narrow derby cover, derby cover gasket and primary gasket. Chrome is Original Equipment on '15-'16 FLHTCUL and FLHTKL and '16 Touring and Trike models.

**17707-11** Rocker Box Cover.  
Fits '99-'17 Dyna, '00-'17 Softail, and '99-'16 Touring and Trike models (2 required).

**17709-11** Rocker Box Lower Housing.  
Fits '99-'17 Dyna, '00-'17 Softail, and '99-'16 Touring and Trike models (2 required).

**37198-11** Cam Cover.  
Fits '01-'17 Dyna, Softail and '01-'16 Touring and Trike models (except '01 EFI Touring).

**37193-11** Transmission Side Cover.  
Fits '06-'17 Dyna, and '07-'17 Softail (except FLSS, FLSTFBS, FXCW, FXCWC, FXSB and FXSE), and '07-'16 Touring and Trike models. Does not fit models equipped with a hydraulic clutch.

**25700180** Transmission Side Cover.  
Fits '13-'16 Touring and Trike models equipped with hydraulic clutch.

**37195-11** Transmission Top Cover.  
Fits '06-'17 Dyna and '07-later Softail and '07-'16 Touring and Trike models.

**25700020** Derby Cover.  
Fits '06-'17 Dyna and '07-'18 Softail (except FLSS) and '07-'15 Touring and Trike models (except FLHTCUL, FLHTKL or '07-'15 Touring or Trike models equipped with Narrow-Profile Outer Primary Cover P/N 25700385 or 25700438).

**25700477** Derby Cover.  
Fits '16-later Touring and Trike, and '15-later FLHTCUL and FLHTKL models. Also fits '07-later Touring and Trike models equipped with Narrow-Profile Outer Primary Cover P/N 25700385 or 25700438.

**25600074** Timer Cover.  
Fits '99-'17 Twin Cam-equipped models.

NOTE: Removing and installing engine covers may require purchase of new gaskets. See dealer for information.



A. TWIN CAM ENGINE COVERS – GLOSS BLACK



A. TWIN CAM ENGINE COVERS – GLOSS BLACK

# ENGINE TRIM 453

Engine Covers – Twin Cam

## B. TWIN CAM ENGINE COVERS – WRINKLE BLACK

These black powder-coated engine covers are the perfect start in converting your powertrain to a striking wrinkle black look. Manufactured from Original Equipment components, these covers are masked and painted on the factory production paint line to ensure a matching wrinkle black or texture black finish and a perfect fit. Complete the blacked-out look with matching primary covers, rocker housings, rocker covers, cam covers and transmission covers (sold separately).

**60758-06A** Primary Cover.  
Fits '06-'17 Dyna® models with mid controls.

**60717-07A** Primary Cover.  
Fits '07-'17 Softail® models. Also fits '06-'17 FLD and Dyna models equipped with factory forward controls.

**60706-09A** Primary Cover.  
Fits '07-'15 Touring and Trike models (except FLHTCUL or FLHTKL).

**60715-99B** Primary Cover.  
Fits '99-'05 Dyna and '99-'06 Softail models.

**17620-99** Rocker Box Cover.  
Fits '99-'17 Dyna, '00-'17 Softail and '99-'16 Touring and Trike models (2 required).

**17618-99A** Rocker Box Lower Housing.  
Fits '99-'17 Dyna, '00-'17 Softail and '99-'16 Touring and Trike models (2 required).

**25364-01B** Cam Cover.  
Fits '01-'17 Dyna, Softail and '01-'16 Touring and Trike models (except '01 EFI Touring).

**37135-06** Transmission Side Cover.  
Fits '06-'17 Dyna, '07-'17 Softail (except FLSS, FLSTFBS, FXCW, FXCWC, FXSB and FXSE), and '07-'16 Touring and Trike models. Does not fit models equipped with a hydraulic clutch.

**37189-99** Transmission Side Cover.  
Fits '99-'05 Dyna, '00-'06 Softail and '99-'06 Touring models.

**34521-06B** Transmission Top Cover.  
Fits '06-'17 Dyna and '07-'17 Softail, '07-'16 Touring and Trike models.

**60713-07** Derby Cover.  
Fits '06-'17 Dyna and '07-'18 Softail (except FLSS), and '07-'15 Touring and Trike models (except FLHTCUL, FLHTKL or '07-'15 Touring or Trike models equipped with Narrow-Profile Outer Primary Cover P/N 25700385 or 25700438).

NOTE: Removing and installing engine covers may require purchase of new gaskets. See dealer for information.



B. TWIN CAM ENGINE COVERS – WRINKLE BLACK



B. TWIN CAM ENGINE COVERS – WRINKLE BLACK

Model Family Fitment:

- V-ROD
- SPORTSTER
- DYNA
- SOFTAIL
- TOURING



# 454 ENGINE TRIM

Engine Covers – Twin Cam

## A. TWIN CAM ENGINE COVERS – CHROME

Dress the engine of your Twin Cam-equipped model in chrome. These chrome-plated components are manufactured to Original Equipment specifications for exact fit and finish.

### Outer Primary Covers

#### 60764-06A

Fits '06-'17 Dyna® models with mid controls.

#### 60782-06A

Fits '06-'17 Dyna models with forward controls and '07-'17 Softail® models.

#### 60553-07A

Fits '07-'15 Touring and Trike models (except FLHTKL and FLHTCUL).

#### 25700385

Narrow-Profile.

Fits '07-'16 Touring and Trike models. Installation requires separate purchase of narrow derby cover, derby cover gasket and primary gasket. Chrome is Original Equipment on '15-'16 FLHTCUL and FLHTKL and '16 Touring and Trike models.

#### 60543-99B

Fits '99-'05 Dyna and '99-'06 Softail models.

#### 60665-99B

Fits '99-'06 Touring models. Fits '94-'98 Touring models when used with Clutch Cover P/N 60668-99 and Gasket P/N 25416-99C.

### Cam Covers

#### 25369-01B

Fits '01-'17 Dyna, Softail, and '01-'16 Touring and Trike models. (except '01 EFI Touring).

### Transmission Side Covers

#### 37116-06

Fits '06-'17 Dyna, and '07-'17 Softail (except FLSS, FLSTFBS, FXCW, FXCWC, FXSB and FXSE), and '07-'16 Touring and Trike models. Does not fit models equipped with a hydraulic clutch.

#### 37105-99

Fits '99-'05 Dyna, '00-'06 Softail and '99-'06 Touring models.

### Rocker and Tappet Covers

Fits '99-'17 Dyna, '00-'17 Softail and '99-'16 Touring and Trike models.

#### 17572-99

Rocker Cover.

#### 17573-99A

Lower Rocker Housing.

#### 17964-99

Tappet Cover, Front.

#### 17966-99

Tappet Cover, Rear.



A. TWIN CAM ENGINE COVERS – CHROME



A. TWIN CAM ENGINE COVERS – CHROME



B. INNER PRIMARY COVER TRIM – CHROME (TOURING AND TRIKE SHOWN)



B. INNER PRIMARY COVER TRIM – CHROME



C. CYLINDER BASE COVER – SMOOTH



D. TAPPET BLOCK ACCENT



E. GASKET KIT FOR BLACK INNER PRIMARY



E. GASKET KIT FOR BLACK INNER PRIMARY



E. GASKET KIT FOR BLACK INNER PRIMARY

# ENGINE TRIM 455

Engine Covers – Twin Cam

## B. INNER PRIMARY COVER TRIM – CHROME

Get the look of a chrome inner primary cover without tearing apart the drive train. Designed to wrap the top surface of the painted inner primary cover, this mirror chrome die-cast shell provides a beefy finished look to the engine cases. Easy to install, the cover is secured with the outer primary hardware, and held in place at four points for quiet operation. Kit includes required mounting hardware. For a complete custom look, consider adding a Chrome Cylinder Base Cover and Classic Chrome Socket Head Screw Covers (sold separately).

#### 60868-10

Fits '07-'17 Softail® models (except FLSTSC, FXCW, FXCWC, FXSB, FXSBSE and FXSE). Fits with Original Equipment shift linkage and Polished Shift Linkage P/N 33814-98A.

#### 60885-10

Fits '09-'16 Touring and Trike models. Also fits with Chrome Starter Cover P/N 66477-10.

## C. CYLINDER BASE COVER – SMOOTH

Add a finished chrome look to the left side of your Twin Cam engine. This easy-to-install kit includes all necessary mounting hardware.

#### 32042-07

Fits '07-'17 Softail models (except FLSS and FLSTFBS). Will not fit CVO™ models and models equipped with 110-cubic-inch engines.

#### 32077-07

Fits '06-'17 Dyna® (except FXDLS) and '07-'16 Touring and Trike models. Will not fit CVO models and models equipped with 110-cubic-inch engines.

## D. TAPPET BLOCK ACCENT

Shaped to fill the gap between the tappet blocks, this unique cover adds a splash of chrome to the profile of your engine. The die-cast cover is polished and chrome-plated to a mirror finish. Easy to install.

#### 61400002

Fits '99-'17 Twin Cam-equipped models. Does not fit with Lifter Block Covers P/N 18248-99, 18278-06 and 18262-00 or Billet Lifter Cover P/N 18088-02.

## E. GASKET KIT FOR BLACK INNER PRIMARY

It's the details that count. This gasket kit eliminates the silver shadow line you see between the engine and primary. It's the perfect finishing touch any time the primary has been removed for engine service or during the installation of other accessories. Comprehensive kit contains all gaskets and hardware required to reinstall the primary.

#### 25700337

Fits '06-'17 Dyna, '07-'17 Softail, and '07-'16 Touring and Trike models.

#### Also available:

### EVOLUTION® 1340 ENGINE COVERS – CHROME

#### Inspection Covers – with Shifter Hole

#### 60529-90A

Fits '91-'05 Dyna® models (except FXDWG).

#### Inspection Covers – without Shifter Hole

#### 60572-86

Fits '93-'05 FXDWG and '86-'06 FLST, FXST and FXSTS models.

#### Rocker Cover Spacer

Sold as separate pieces. Order two per vehicle.

#### 17529-92

Fits '92-'99 Evolution 1340-equipped models.

#### Model Family Fitment:

- V-ROD
- SPORTSTER
- DYNA
- SOFTAIL
- TOURING



# 456 ENGINE TRIM

Engine Covers – Twin Cam

## A. ENGINE/TRANSMISSION INTERFACE COVER

Featuring a ribbed design for sharp surface contrasts, this chrome Engine/Transmission Interface Cover provides a custom option to conceal the space between the cam cover and the transmission. The cover stretches from the gearcase cover to the rear of the transmission, and frames the transmission side cover with a band of chrome for a complete custom look. Kit includes all necessary mounting hardware.

**66543-08**

Fits '07-'17 Softail® models (except FLSS, FLSTFBS, FLSTNSE, FLSTSC, FXCW, FXCWC, FXSB, FXSBSE and FXSE). Does not fit models equipped with hydraulic clutch.

## B. STARTER COVER – CHROME

With the under-chassis exhaust crossover on the late model Touring bikes, the painted starter motor is now easily seen from both sides of the bike. This brilliantly chrome-plated cover conceals the starter motor and starter solenoid for a clean, custom look. Easy to install, this kit includes all required mounting hardware.

**66477-10**

Fits '09-'16 Touring and Trike models (except CVO™ and models with High Output Starter P/N 31621-06A or 31619-06A).

## C. HARLEY-DAVIDSON® GENUINE HIGH PERFORMANCE 1.4KW STARTER

This starter offers both great styling and increased performance, providing 15% greater torque than the stock replacement starter. Engineered and tested by Harley-Davidson from the ground up, this starter offers unparalleled reliability and durability. No special battery or battery cable requirements.

Fits '06-'17 Dyna® (except ABS equipped models) and '07-'17 Softail and '07-'16 Touring and Trike models.

**31619-06A** Black Finish.

**31621-06A** Chrome Finish.

Fits '99-'00 FXR, '94-'05 Dyna and '94-'06 Softail and Touring models.

**31335-03A** Black Finish.

**31559-99A** Chrome Finish.

## D. STARTER SOLENOID COVER KIT – CHROME

Add chrome to an often overlooked area with this cover, featuring the same high-quality, bright finish used on most of our accessories.

**31783-00**

Fits '94-later models (except '02-'17 VRSC™, '15-later XG, '18-later Softail and '17-later Touring and Trike models).



A. ENGINE/TRANSMISSION INTERFACE COVER



B. STARTER COVER – CHROME



C. HARLEY-DAVIDSON GENUINE HIGH PERFORMANCE 1.4KW STARTER – CHROME



C. HARLEY-DAVIDSON GENUINE HIGH PERFORMANCE 1.4KW STARTER – BLACK



D. STARTER SOLENOID COVER KIT – CHROME



E. BILLET FRONT ENGINE MOUNT BRACKET



F. FRONT ENGINE MOUNT COMPONENTS – BLACK



G. PUSHROD COVER KIT – GLOSS BLACK



H. PUSHROD TUBE COLLARS – GLOSS BLACK



I. TAPPET COVERS – BLACK



J. STARTER MOTOR END COVER – GLOSS BLACK (SHOWN WITH SPEED CHECK TRANSMISSION DIPSTICK)

# ENGINE TRIM 457

Engine Covers – Twin Cam

## E. FRONT ENGINE MOUNT COMPONENTS – CHROME

A must-have for any chrome connoisseur, this chrome-plated Front Engine Mount Bracket will set your custom apart from the rest. The chrome bracket is machined from premium 6061-T6 aluminum, and is a direct bolt-on replacement for the Original Equipment bracket. Can be used with the stock stabilizer link, or dressed up with the optional chrome Front Engine Mount Stabilizer Link P/N 16213-10. Kit includes chrome mounting hardware.

**16205-10** Front Engine Mount Bracket.  
Fits '08-'16 Touring models.

Add a custom style to the front end with this brilliant chrome-plated Engine Mount Stabilizer Link. This custom heim joint assembly complements the chrome Billet Front Engine Mount Bracket P/N 16205-10. Kit includes chrome mounting hardware.

**16213-10** Front Tie Link.

Fits '09-later Touring and Trike models.

## F. FRONT ENGINE MOUNT COMPONENTS – BLACK

Perfect for installation on a blacked-out engine, these black engine mount components replace the factory silver-finished parts and blend these functional items into the background. Manufactured from Original Equipment components for perfect fit and proven reliability.

**16400056** Front Engine Mount Bracket.  
Fits '08-'16 Touring models.

**16400055** Front Tie Link.

Fits '09-later Touring models.

## G. PUSHROD COVER KIT – GLOSS BLACK

Complete the Dark Custom look. These covers replace existing chrome covers to give your bike a blacked-out appearance down to the smallest detail. Pushrod covers are finished in gloss black and the kit includes the four bottom cover tubes and the four upper clips. Installation retains the Original Equipment chrome short center tube to create a high-contrast accent. Cover Kit can be installed on engines already equipped with Adjustable Pushrods or can be installed by removing rocker box covers, rocker arms and non-adjustable pushrods. Consult your dealer or service manual for installation.

**17900033** Covers Only.

Fits '99-'17 Twin Cam-equipped models. Requires prior installation of Adjustable Pushrods or removal of rocker box covers, rocker arms and fixed-length pushrods.

## H. PUSHROD TUBE COLLARS – GLOSS BLACK

Manufactured from Original Equipment components for perfect fit and function, these Pushrod Collars complete your Twin Cam engine's conversion to the total blacked-out look. Covers replace the chrome-finished factory covers, and fit with stock or Screamin' Eagle® Quick-Install Pushrods.

**17900076**

Fits '84-'00 Evolution® 1340 and '99-'17 Twin Cam-equipped models. Installation requires use of Adjustable Pushrods or removal of rocker box covers, rocker arms and fixed-length pushrods.

## I. TAPPET COVERS – BLACK

Complete your Twin Cam engine's conversion to a total blacked-out look. These textured black tappet blocks replace the stock bright-finished components for a sinister appearance, and are manufactured from Original Equipment components for perfect fit and function.

**25700653**

Fits '99-'17 Twin Cam-equipped models. Sold in pairs.

## J. STARTER MOTOR END COVER – GLOSS BLACK

It's the details that make the complete custom bike. This gloss black round starter end cover replaces the factory-installed chrome cover and is the ideal finishing touch for converting your powertrain to an elegant tuxedo black look. Manufactured from Original Equipment components to ensure a perfect fit, this cover is coated with temperature-resistant finish to ensure a long-lasting finish.

**31400092**

Fits '08-'16 Touring and Trike models.

Model Family Fitment:

- V-ROD
- SPORTSTER
- DYNA
- SOFTAIL
- TOURING



# 458 ENGINE TRIM

Sportster® Engine & Transmission Trim

## A. RAIL COLLECTION ENGINE COVERS

Tough broad-shouldered attitude with an edge – that’s what you get when you finish your ride with the Rail Collection. We start with factory engineered components to ensure perfect fit and function. Then we apply a rich durable gloss black finish to draw attention to the heart of the bike, and then add machined longitudinal strakes to provide visual length to the powertrain. The resulting look is masculine and aggressive – and it mixes well with either café or urban assault styles. Start with a couple of components, or go all the way.

### 1. Gearcase Cover 25700533

Fits '04-later XL models.

### 2. Transmission Sprocket Cover 34800032

Fits '04-later XL models. Does not fit models equipped with Rear Set Foot Controls P/N 50700040.

### 3. Rocker Box Covers – Upper 25700531

Fits '04-later XL models. Sold in pairs.

### 4. Primary Cover 25700532

Fits '06-later XL models. Includes gloss black Chain Inspection Cover.

NOTE: Removing and installing engine covers may require purchase of new gaskets. See dealer for information.

### Shown with: SCREAMIN' EAGLE® PERFORMANCE AIR CLEANER KIT – RAIL COLLECTION

The look is bold and the performance exhilarating. This race-inspired air cleaner is engineered to flow through the perimeter and the face of the air filter, providing high volumes of unrestricted airflow to the engine. The open-design face plate features a rich black finish with machined longitudinal strakes to expose the glowing aluminum below. Kit includes air cleaner trim, one-piece cast back plate, high-flow washable air filter element, rain sock and all required hardware. 50-State U.S. EPA compliant.

### 29400232A

Fits '07-later XL models with Original Equipment throttle body. All models require ECM calibration for proper installation. '17-later models require recalibration with Screamin' Eagle® Pro Street Tuner (sold separately). Pending approval for use in California on '21 models. Refer to H-D.com/shop for status.



A. RAIL COLLECTION ENGINE COVERS



A. RAIL COLLECTION ENGINE COVERS

**GO LIGHT** These Screamin' Eagle products are 50-state street compliant for sale and use on all vehicles, including those that are pollution-controlled. Complies with the requirements of 40 CFR Part 86, subparts E and F. Street legal and/or street compliant statements refer to product meeting 50-state emissions and noise standards in the United States.

# ENGINE TRIM 459

Sportster® Engine & Transmission Trim

## B. WRINKLE BLACK ENGINE COVERS

These black powder-coated engine covers are the perfect start in converting your powertrain to a striking wrinkle black look. Manufactured from Original Equipment components, these covers are masked and painted on the factory production paint line to ensure a matching wrinkle black or texture black finish and a perfect fit. Complete the blacked-out look with matching primary covers, rocker housings, rocker covers, cam covers and transmission covers (sold separately).

### 1. Gearcase Cover

25486-05 Fits '04-later XL models.

### 2. Transmission Sprocket Cover

34943-05 Fits '04-later XL models.

### 3. Rocker Box Lower Housing (each)

17645-07A Fits '07-later XL models.

### 4. Rocker Box Cover (each)

17655-05 Fits '04-later XL models.

### 5. Primary Cover

25307-06 Fits '06-later XL models.

### 6. Primary Chain Inspection Cover

34794-05A Fits '04-later XL models.

### 7. Derby Cover

34790-05 Fits '04-later XL models.

NOTE: Removing and installing engine covers may require purchase of new gaskets. See dealer for information.

### Shown with: SCREAMIN' EAGLE® EXTREME BILLET AIR CLEANER KIT – CHISEL

The bold styling of this intake system looks just as impressive as the long patch of burnout rubber you just laid down. The forged billet aluminum cover tops off a cast back plate with integral breather for a smooth transition to the throttle body. The race-inspired air cleaner is engineered to flow high volumes of air and the washable pleated element provides the ideal combination of efficiency and engine protection. Available in your choice of style and finish, this easy-to-install kit includes all mounting hardware and rain sock. 50-State U.S. EPA compliant.

### 29400127 Cut Back Gloss Black.

Fits '07-later XL models with Original Equipment throttle body. All EFI models require ECM calibration for proper installation. '17-later models require recalibration with Screamin' Eagle® Pro Street Tuner (sold separately). Labor cost not included. See Dealer for details.



B. WRINKLE BLACK ENGINE COVERS



B. WRINKLE BLACK ENGINE COVERS

**GO LIGHT** These Screamin' Eagle products are 50-state street compliant for sale and use on all vehicles, including those that are pollution-controlled. Complies with the requirements of 40 CFR Part 86, subparts E and F. Street legal and/or street compliant statements refer to product meeting 50-state emissions and noise standards in the United States.

### Model Family Fitment:

- V-ROD
- SPORTSTER
- DYNA
- SOFTAIL
- TOURING



# 460 ENGINE TRIM

Sportster® Engine & Transmission Trim

## A. CHROME ENGINE COVERS

Dress the engine of your Sportster® model in chrome. These polished and chrome-plated components are manufactured to Original Equipment specifications for exact fit and finish.

### 1. Primary Cover

**25460-06** Fits '06-later XL models.

**25460-04** Fits '04-'05 XL models.

### 2. Gearcase Cover

**25213-04** Fits '04-later XL models.

### 3. Transmission Sprocket Cover

**34932-04** Fits '04-later XL models.

### 4. Rocker Box Lower Housing (each)

**17537-07A** Fits '07-later XL models.

**17537-96C** Fits '86-'06 XL models.

### 5. Rocker Box Cover (each)

**17551-04** Fits '04-later XL models.

### 6. Primary Chain Inspection Cover

**34761-04A** Fits '04-later XL models.

### 7. Derby Cover

**34760-04** Fits '04-later XL models.

### Also available:

#### CHROME ENGINE KIT – SPORTSTER®

Upgrade your motor with brilliant chrome components. Kit includes chrome gear cover, transmission sprocket cover, primary chain inspection cover, derby cover, inner and outer rocker covers and all gaskets.

#### 16295-07A

Fits '07-later XL models. Stock on '07-later XL1200C, XL1200L, XL1200T, XL1200V and XL 50th Anniversary models.

### Shown with:

#### SMOOTH AIR CLEANER COVER

Wrap your Screamin' Eagle® round air cleaner element in style. The mirror chrome low-profile Air Cleaner Cover shields the element and opens breathing space between the backing plate and the cover. Cut-away bottom design exposes the air cleaner element to maximize the airflow. Easy to install, the one-piece cover is the ideal complement to the Chrome Air Cleaner Back Plate P/N 29510-05.

#### 29153-07

Fits '07-later XL models equipped with Screamin' Eagle Round High-Flow Air Cleaner Kits and '99-'17 Twin Cam models equipped with Screamin' Eagle Round High-Flow Air Cleaner Kits.



A. CHROME ENGINE COVERS



A. CHROME ENGINE COVERS



B. PUSHROD COVER KIT – GLOSS BLACK



C. TAPPET COVERS – GLOSS BLACK

# ENGINE TRIM 461

Sportster® Engine Trim

## B. PUSHROD COVER KIT – GLOSS BLACK

These Pushrod Covers add to your bike's blacked-out look and are coated with durable, heat-resistant gloss black paint. The kit includes four bottom cover tubes and four upper clips. Pushrod Covers are a great add-on when upgrading the top end of your engine with Screamin' Eagle® performance cylinder heads.

#### 17900083

Fits '04-later XL and XR models. Includes 4 Pushrod covers. Requires removal of cylinder heads for installation.

## C. TAPPET COVERS – GLOSS BLACK

Complete your Sportster® engine's conversion to a total blacked-out look. These Tappet Covers replace the bright-finished stock covers and are manufactured from Original Equipment components with heat-resistant gloss black paint for perfect fit and function.

#### 17900084

Fits '04-later XL and XR models. Includes 2 covers and 2 gaskets. Requires removal of cylinder heads for installation.

## D. FRONT ENGINE MOUNT BRACKET

A must-have for any chrome connoisseur; this chrome-plated Front Engine Mount Bracket will set your custom apart from the rest. The chrome bracket is machined from premium 6061-T6 aluminum and is a direct bolt-on replacement for the Original Equipment upper bracket. Can be used with the stock stabilizer link or dressed up with the optional chrome Front Engine Mount Stabilizer Link P/N 16400020. Kit includes chrome mounting hardware.

#### 16400022

Fits '04-later XL models.

## E. FRONT ENGINE MOUNT STABILIZER LINK

Add a custom style to the front end with this brilliant chrome-plated Engine Mount Stabilizer Link. This custom heim joint assembly is designed to link the engine to the engine mount bracket and can be used to replace the Original Equipment upper or lower front tie link. For a complete transformation, install two Stabilizer Links and the complementing chrome Billet Front Engine Mount Bracket P/N 16400022. Kit includes one stabilizer link and chrome mounting hardware.

#### 16400020

Fits '04-later XL and '08-'13 XR models.

## F. AIR CLEANER COVER – GLOSS BLACK

Add a dark look without changing the function of your Original Equipment air cleaner.

#### 29084-04DH

Fits '04-later XL models with Oval Air Cleaner.



D. FRONT ENGINE MOUNT BRACKET



E. FRONT ENGINE MOUNT STABILIZER LINK



F. AIR CLEANER COVER – GLOSS BLACK

### Model Family Fitment:

- V-ROD
- SPORTSTER
- DYNA
- SOFTAIL
- TOURING



# 462 ENGINE TRIM

Air Cleaner Covers

## A. DARK CUSTOM™ LOGO COLLECTION – AIR CLEANER TRIM

The famous Harley-Davidson #1 logo with a sinister twist. Styled to complement chrome or blacked-out motorcycles, this rich black air cleaner trim features a machined Dark Custom #1 logo at its center. Formed from aluminum, this self-adhesive buckshot-hole cover fits perfectly into the recessed face of the Original Equipment Softail® perimeter-bolt air cleaner cover.

**61300892**

Fits '18-later FLFB, FLSB, FXBB, FXBR and FXFB models with Original Equipment perimeter bolt air cleaner cover.

## B. AIR CLEANER TRIM – BAR & SHIELD

Styled to complement polished or blacked-out engines, this rich black bullet-hole air cleaner trim features a simple etched Bar & Shield logo at its center. Easy to install, this self-adhesive formed aluminum trim fits perfectly into the recessed face of the Softail models Original Equipment perimeter bolt air cleaner cover.

**61300891**

Fits '18-later FLFB, FLSB, FXBB, FXBR and FXFB models with Original Equipment perimeter bolt air cleaner cover.

## C. AIR CLEANER TRIM – BRUSHED ALUMINUM

Show off your Milwaukee-Eight® engine's displacement with pride. Available for 107- and 114-cubic-inch engines, this brushed aluminum and black trim is the perfect complement to chrome or black engine finishes. This easy-to-install self-adhesive formed aluminum trim fits perfectly into the recessed face of the Softail models Original Equipment perimeter bolt air cleaner cover.

**61300788** 107 Logo.

Fits '18-later FLFB, FLSB, FXBB, FXBR and FXFB models with Original Equipment perimeter bolt air cleaner cover.

## D. AIR CLEANER COVER – GLOSS BLACK

Complete the blacked-out look. Original Equipment on the FLSS model, this Gloss Black Air Cleaner Cover adds a sinister touch without changing the signature profile of your late model Twin Cam motor.

**61300536**

Fits '16-'17 Softail (except FLSTFBS) and '14-'16 Touring and Trike models (except CVO™) with Original Equipment Air Cleaner or models equipped with Screamin' Eagle Round High-Flow Air Cleaner P/N 29400233 or 29400234.

## E. SCREAMIN' EAGLE® VENTILATOR ELITE AIR CLEANER COVER

Add a luxurious finishing touch to your Ventilator Air Cleaner. Designed as a direct replacement for the Screamin' Eagle® and CVO™ Ventilator Air Cleaners, this easy-to-install cover features a sleek center bar design surrounded with carbon fiber inserts. Kit includes low-profile cover, diamond-cut Screamin' Eagle medallion and chrome mounting hardware.

Fits '10-'17 Dyna®, '09-'16 Softail®, '09-'16 Touring and Trike models equipped with Ventilator Air Cleaner Kits. Also fits Dyna HO103 and CVO™ models with Original Equipment Ventilator Air Cleaner.

**61300516** Chrome.

**61300517** Gloss Black.



A. DARK CUSTOM LOGO COLLECTION – AIR CLEANER TRIM



B. AIR CLEANER TRIM – BAR & SHIELD



F. MILWAUKEE-EIGHT ENGINE AIR CLEANER COVER – GLOSS BLACK



G. NOSTALGIC BAR & SHIELD LOGO AIR CLEANER COVER – OVAL TWIN CAM



C. AIR CLEANER TRIM – BRUSHED ALUMINUM



D. AIR CLEANER COVER – GLOSS BLACK



G. NOSTALGIC BAR & SHIELD LOGO AIR CLEANER COVER – ROUND



H. SMOOTH AIR CLEANER COVER



E. SCREAMIN' EAGLE VENTILATOR ELITE AIR CLEANER COVER – CHROME



E. SCREAMIN' EAGLE VENTILATOR ELITE AIR CLEANER COVER – GLOSS BLACK



I. BOBBER-STYLE ROUND AIR CLEANER COVER – CHROME



I. BOBBER-STYLE ROUND AIR CLEANER COVER – GLOSS BLACK

# ENGINE TRIM 463

Air Cleaner Covers

## F. MILWAUKEE-EIGHT® ENGINE AIR CLEANER COVER – GLOSS BLACK

Complete the blacked-out look. This Gloss Black Air Cleaner Cover adds a sinister touch without changing the signature profile of your Milwaukee-Eight® engine.

**61300828**

Fits '17-later Touring (except CVO™) and Trike models with Original Equipment air cleaner or Screamin' Eagle Wedge High-Flow Air Cleaner.

## G. NOSTALGIC BAR & SHIELD LOGO AIR CLEANER COVER

Get a polished look with an extra dose of heritage with the Nostalgic Collection – chrome-plated air cleaner covers featuring an original-style Bar & Shield logo and a stamped "Made in U.S.A." An easy-to-install trip down memory lane, each cover is hand-polished and chrome-plated to a brilliant finish. Available in oval and round configurations, the air cleaner kit includes polished stainless steel mounting hardware.

**29765-01** Oval Twin Cam.

Fits '04-'07 EFI Dyna®, '01-'16 Softail® (except carbureted California and '08-later FLS, FLSS, FLSTFBS, FLSTSB and FXS) and '02-'13 later Touring and Trike models (except carbureted California). If installed with Screamin' Eagle® High-Flow Air Cleaner Kits, requires the separate purchase of Gasket P/N 29591-99.

**29138-91A** Round.

Fits '90-'99 carbureted (CV) Evolution® 1340-equipped models. Also fits '07-later XL and '99-'17 Twin Cam models equipped with Screamin' Eagle High-Flow Air Cleaners (round filter) when installed with Gasket Kit P/N 29591-99 (sold separately).

## H. SMOOTH AIR CLEANER COVER

Wrap your Screamin' Eagle round air cleaner element in style. The mirror chrome low-profile Air Cleaner Cover shields the element and opens breathing space between the backing plate and the cover. Cut-away bottom design exposes the air cleaner element to maximize the airflow. Easy to install, the one-piece cover is the ideal complement to the Chrome Air Cleaner Back Plate P/N 29510-05.

**29153-07**

Fits '07-later XL models equipped with Screamin' Eagle Round Filter Air Cleaner Kits and '99-'17 Twin Cam models equipped with Screamin' Eagle Round High-Flow Air Cleaner Kits.

## I. BOBBER-STYLE ROUND AIR CLEANER COVER

Low-profile round air cleaner cover adds an attractive nostalgic look to any bike's profile. The cover features a cut-away bottom design that exposes the filter element to maximize the airflow when installed with a Screamin' Eagle High-Flow Air Cleaner Kit.

Fits '12-'16 XL1200V and '11-'15 FLS and FXS models with Original Equipment round air cleaner. Also fits models equipped with Screamin' Eagle Round High-Flow Air Cleaner Kits.

**61300120** Chrome.

**61300128** Gloss Black.

Model Family Fitment:

- V-ROD
- SPORTSTER
- DYNA
- SOFTAIL
- TOURING



# 464 ENGINE TRIM

Oil Temp & Level

## A. OIL LEVEL AND TEMPERATURE DIPSTICK WITH LIGHTED LCD READOUT

New and improved capacitive level sensing technology provides the highest degree of accuracy and durability. Now available in chrome and black, these dipsticks allow you to check your oil level and oil temperature with the push of a button. Add function and style by replacing your stock dipstick with this hard-working version. No more grabbing a rag to pull your hot dipstick. No more oil drips on your pipes and on the garage floor. Simply push the button and this dipstick lights up with a brilliant backlight. Oil level is indicated by a four-segment readout—it even reminds you to check your oil when it is hot. Designed to be waterproof, the LCD (liquid crystal display) readout operates on a long-lasting, replaceable lithium coin-type battery (CR2032 3V, P/N 91800066). Display features a low battery indicator and press-and-hold feature to toggle between Fahrenheit and Celsius.

Fits '04-later XL and XR models.

**62700009** Chrome.

**62700011** Gloss Black.

Fits '06-'17 Dyna® models (except FLD).

**63065-09A** Gloss Black.

Fits '00-'17 Softail® models (except FXCW, FXCWC, FXSB, FXSBSE, FXSE and '09 FXSTSSE).

**62955-09A** Chrome.

**63055-09A** Gloss Black.

Fits '08-'17 FXCW, FXCWC, FXSB, FXSBSE, FXSE and '09 FXSTSSE models.

**63002-09A** Chrome.

Fits '17-later Touring models.

**62700180** Chrome.

**62700194** Gloss Black.

Fits '07-'16 Touring models (except models equipped with a Sidecar). Will not fit Touring models equipped with Engine/Transmission Interface Cover P/N 66532-07.

**63004-09A** Chrome.

**63030-09A** Gloss Black.

Fits '02-'06 Touring models (except models equipped with a Sidecar). Also fits '99-'01 Touring models equipped with Chrome Oil Filler Spout P/N 62470-02, 62453-02 or 62454-02A.

**62946-09A** Chrome.

**63131-09A** Gloss Black.

Fits '09-'16 Trike models. Also fits '09-'16 Touring models equipped with a sidecar.

**62700005A** Chrome.

### Also available: LCD DIPSTICK BATTERY AND SEAL KIT

Kit includes CR2032 3V Lithium Replacement Battery and waterproof seal kit.

**91800066**



A. OIL LEVEL AND TEMPERATURE DIPSTICK – CHROME (DYNA SHOWN)




A. OIL LEVEL AND TEMPERATURE DIPSTICK – BLACK (DYNA SHOWN)



A. OIL LEVEL AND TEMPERATURE DIPSTICK – CHROME (SPORTSTER SHOWN)



A. OIL LEVEL AND TEMPERATURE DIPSTICK – BLACK (SOFTAIL SHOWN)



B. OIL DIPSTICK WITH TEMPERATURE GAUGE (SOFTAIL SHOWN)



B. OIL DIPSTICK WITH TEMPERATURE GAUGE ('04-LATER SPORTSTER SHOWN)



C. OIL DIPSTICK – '06-LATER DYNA



D. SPEED-CHECK TRANSMISSION DIPSTICK – (37103-08 SHOWN)



E. SPEED CHECK TRANSMISSION DIPSTICK



F. FUEL TANK FITTING COVER



G. BRAIDED STAINLESS STEEL EFI FUEL LINE



H. BRAIDED STAINLESS STEEL FUEL CROSSOVER LINE

# ENGINE TRIM 465

Oil Level Dipsticks & Fuel Lines

## C. CHROME OIL DIPSTICK

Easy-to-install chrome-plated oil dipstick adds a finishing touch and shows your attention to detail.

**62693-07A** Fits '07-later Touring models.

**62858-99** Fits '99-'06 Touring models.

## D. SPEED-CHECK TRANSMISSION DIPSTICK

This decorative and functional dipstick is hand-operated, eliminating the need for a wrench. It has a Bar & Shield logo and is easy to install.

**37103-08**

Fits '06-'17 Dyna (except models with ABS), '07-'17 Softail®, and '07-'16 Touring and Trike models. Will not fit Touring models equipped with Engine/Transmission Interface Cover P/N 66532-07.

## E. SPEED CHECK TRANSMISSION DIPSTICK – GLOSS BLACK

This decorative and functional dipstick is hand-operated, eliminating the need for a wrench. Finished in an elegant gloss-black to complete the Dark Custom transition.

**62700192**

Fits '06-'17 Dyna (except models with ABS), '07-'17 Softail, and '07-'16 Touring and Trike models. Will not fit Touring models equipped with Engine/Transmission Interface Cover P/N 66532-07.

## F. FUEL TANK FITTING COVER

This classic chrome styled two-piece die-cast cover conceals the EFI fuel line fitting below the tank. Easy to install, the kit includes chrome-plated hardware and hex key wrench.

**62809-06**

Fits '04-'07 fuel injected Dyna, '02-'17 fuel injected Softail and '03-'16 fuel injected Touring and Trike models.

## G. BRAIDED STAINLESS STEEL EFI FUEL LINE

Add a finishing touch to the fuel-injected Dyna with this Braided Stainless Steel Fuel Line. Complete replacement line includes pre-installed fuel tank and EFI module connectors.

**63020-04**

Fits '04-'05 EFI Dyna models.

## H. BRAIDED STAINLESS STEEL FUEL CROSSOVER LINE

A beautifully Braided Stainless Steel Fuel Line accented with highly polished chrome fittings for your front fuel tank crossover. Innovative fittings are designed to eliminate unsightly hose clamps.

**63698-02** Fits '97-'07 Touring models.

**63692-00A**

Fits '00-'17 Softail models (except FXCW, FXCWC and FXSTD).

Model Family Fitment:

V-ROD   
  SPORTSTER   
  DYNA  
 SOFTAIL   
  TOURING



# 466 ENGINE TRIM

Cylinder Head Covers

## A. FINNED HEADBOLT BRIDGE

This exclusive aluminum Finned Headbolt Bridge covers both headbolts and the spark plug, filling out your cylinder fins all the way to the rocker box. Featuring an engraved Bar & Shield emblem, the bridge is easy to install with unique headbolt mounts. All necessary mounting hardware included. Sold in pairs.

**43859-00** Black Highlighted.  
Fits '99-'17 Twin Cam-equipped models with electronic fuel injection and '00-later FXSTD models.

**61400148** CVO™ Granite Highlighted.  
Fits '99-'17 Twin Cam-equipped models with electronic fuel injection and '00-later FXSTD models.

**61400176** Solid Black.  
Fits '04-later XL models.



A. FINNED HEADBOLT BRIDGE – BLACK HIGHLIGHTED



A. FINNED HEADBOLT BRIDGE – CVO GRANITE HIGHLIGHTED



A. FINNED HEADBOLT BRIDGE – SOLID BLACK



B. HEADBOLT BRIDGE – CHROME



C. SPARK PLUG COVERS (32745-99 SHOWN)



C. SPARK PLUG COVERS (32745-99 SHOWN)



D. HEADBOLT COVERS



E. CLASSIC CHROME ROCKER BOX BOLT COVERS

Model Family Fitment:

- V-ROD
- SPORTSTER
- DYNA
- SOFTAIL
- TOURING

# ENGINE TRIM 467

Docking Hardware Covers

## F. REAR DOCKING HARDWARE COVER KIT

Disguise the rear docking hardware with these easy-to-install covers. The caps slide over the exposed docking points, and are held in place by a strong magnetic pull. The caps are easy to remove when you wish to reinstall detachable accessories. Covers are available with brilliant chrome or durable gloss black finish to match your bike's attitude. Sold in pairs.

Fits many accessory docking hardware kits. Refer to the fitment matrix below or the Parts & Accessories section of [www.harley-davidson.com](http://www.harley-davidson.com) for details.

**48218-10** Short Chrome (pair).

**48220-10** Large Chrome (pair).

**48035-09** Small Chrome (pair).

**48221-10** Short Black (pair).

**48223-10** Large Black (pair).

**48225-10** Small Black (pair).



F. REAR DOCKING HARDWARE COVER KIT – CHROME



F. REAR DOCKING HARDWARE COVER KIT – BLACK



Docking Kit Part Number	Fitment	Large Chrome: 48220-10 Black: 48223-10	Small Chrome: 48035-09 Black: 48225-10	Short Chrome: 48218-10 Black: 48221-10
<b>XL Models</b>				
53529-04	Fits '04-later XL (some black) models.	—	1	1
53532-02	Fits '02-'03 XL (with bags) models.	1	—	—
90465-98A	Fits '94-'01 XL (with bags) models.	1	—	—
<b>Dyna® Models</b>				
53961-06	Fits '06-'17 Dyna® (FXD/L) models.	—	1	1
53964-06B	Fits '08-'17 FXDF, '09-'10 FXDFSE and '06-'08 FXDWG models.	—	1	1
54097-10	Fits '10-'17 FXDWG (black) models.	—	1	1
53797-09	Fits '09-'17 FXDB (black) models.	—	1	1
53858-01	Fits '96-'01 FXDWG (except FXDWG2) models.	1	—	—
<b>Softail® Models</b>				
53932-03A	Fits '03-'17 Softail® (without bags) models.	1	1	—
<b>Touring Models</b>				
52300131	Fits '14-later Touring (4pt) chrome models.	—	2	—
52300353	Fits '14-later Touring (4pt) chrome models.	—	2	—
52300354	Fits '14-later Touring (4pt) black models.	—	2	—
54205-09	Fits '09-'13 Touring (4pt) chrome models.	—	2	—
54246-09	Fits '09-'13 Touring (4pt) black models.	—	2	—
54030-09	Fits '09-'13 Touring (2pt) chrome models.	—	1	—
54249-09	Fits '09-'13 Touring (2pt) black models.	—	1	—
53803-06	Fits '97-'08 Touring (front) models.	—	1	—
53804-06	Fits '94-'08 Touring (rear) models.	1	1	—
53988-07	Fits '07-'08 FLHRSE3/4 models.	—	1	1



# 468 ENGINE TRIM

Hardware Covers

## A. CLASSIC COVERS KIT

Customize your bike down to the last detail. These hardware Cover Kits include the chrome-plated ABS caps and plugs in the sizes and styles required to dress the viewable hardware on the motorcycle. Classic Covers are available as complete Bike Kits with the covers for both engine and chassis hardware, or as engine-only kits to dress the Twin Cam or XL engine. The kits are easy to install, with no tools required.

**94923-09** Bike Kit.  
Fits '09-'17 Softail® models (except FLS, FLSS, FLSTSB, FXCW, FXCWC and FXSE).

**94924-09** Bike Kit.  
Fits '09-'13 Touring and Trike models.

**94943-07** Engine Kit.  
Fits Twin Cam-equipped models.



A. CLASSIC COVERS KIT



### Typical Classic Covers Kit Contents

Intended Fastener	Part Number	Bike Kit	Bike Kit	Engine Kit
		'09-'17 Softail	'09-'16 Touring	Twin Cam models
		<b>94923-09</b>	<b>94924-09</b>	<b>94943-07</b>
1/4" socket head cap screw	<b>94903-07</b>	50	55	50
5/16" socket head cap screw	<b>94904-07</b>	11	8	7
5/16" socket head cap screw (plug)	<b>94905-07</b>	4	—	—
3/8" socket head cap screw	<b>94906-07</b>	6	3	3
5/16" special hex screw (angled cap)	<b>94907-07</b>	8	8	8
5/16" T40 Torx® button head screw	<b>94908-07</b>	5	10	—
3/8" T45 Torx button head screw	<b>94909-07</b>	5	—	—
1/4" 12-point screw	<b>94910-07</b>	—	—	—
10mm 12-point screw	<b>94911-07</b>	5	4	—
1/2" flanged hex bolt	<b>94912-07</b>	1	2	—
3/8" T45 Torx button head screw	<b>94913-07</b>	10	2	—
7/16" hex bolt	<b>94914-07</b>	5	—	—
3/8" hex bolt (9/16" hex)	<b>94915-07</b>	1	—	3
3/8" deep hex bolt (9/16" hex)	<b>94916-07</b>	—	—	—
1/4" hex bolt (7/16" hex)	<b>94917-07</b>	—	14	—
5/16" hex bolt (1/2" hex)	<b>94918-07</b>	4	10	8
1/2" hex bolt	<b>94919-07</b>	4	—	—
1/2" deep hex bolt	<b>94920-07</b>	1	—	—
7/16" hex bolt	<b>94941-07</b>	—	—	—
5/16" T40 Torx button head screw	<b>94942-07</b>	4	—	—



B. CHROME SOCKET HEAD SCREW COVER KIT



C. CHROME ALLEN HOLE PLUGS



D. CHROME H-D MOTOR CO. LOGO ALLEN HOLE PLUGS



E. CHROME HEX BOLT COVERS



F. CHROME AIR CLEANER SCREW



G. CHROME TIMER COVER SCREW KIT – TWIN CAM SHOWN



H. CHROME DERBY COVER SCREW KIT – TWIN CAM SHOWN

# ENGINE TRIM 469

Hardware Covers

## B. CHROME SOCKET HEAD SCREW COVER KIT

Finish the show-winning look with these easy-to-install hardware covers. These machined brass and chrome-plated covers are corrosion resistant, and the internal spring steel retention clip resists vibration and thermal cycling to securely hold the covers in place.

**94830-02**  
Fits 1/4" socket head screws with hex drive (pkg. of 10).

**94832-02**  
Fits 5/16" socket head screws with hex drive (pkg. of 4).

**94834-02**  
Fits 3/8" socket head screws with hex drive (pkg. of 4).

## C. CHROME ALLEN® HOLE PLUGS

**94130-93T** 1/4" (pkg. of 10).

**94131-93T** 5/16" (pkg. of 10).

**94132-93T** 3/8" (pkg. of 10).

## D. CHROME H-D® MOTOR CO. LOGO ALLEN HOLE PLUGS

**94527-95** 1/4" (pkg. of 10).

**94531-95** 3/8" (pkg. of 10).

## E. CHROME HEX BOLT COVERS

Place over a variety of exposed bolts for a cleaner, detailed look. Compression clips for a secure fit. Sold in packages of 6 covers with retaining clips.

**43881-96** Fits 1/2" hex bolts.

## F. CHROME AIR CLEANER SCREW

Complete the chrome on your stock air cleaner cover with this chrome-plated stainless steel screw, which easily replaces the polished stock air cleaner screw.

**29600-00**  
Fits stock Twin Cam engines (except CVO™ models).

**29703-00** Fits stock Evolution® 1340 engines.

## G. CHROME TIMER COVER SCREW KITS

Dress up accessory timer covers by replacing the stock zinc plate screws with brilliant chrome.

**32690-99A** Fits Twin Cam 5-hole timer covers. Kit contains five chrome-plated button head Torx® screws.

**94208-04**  
Fits '04-later XL, '18-later Softail® and '17-later Touring models.

## H. CHROME DERBY COVER SCREW KIT

Dress up accessory derby covers by replacing the stock zinc-plated screws with brilliant chrome.

**25913-99**  
Fits '99-later Dyna®, Softail, Touring and Trike models. Kit contains five chrome-plated button head Torx screws and five stainless steel washers.

**94630-98** Fits Evolution 1340 models.

Kit includes three button head Torx screws and oil seals.

**94631-98** Fits '94-'03 XL models.

**94207-04** Fits '04-later XL models.

### Model Family Fitment:

- V-ROD
- SPORTSTER
- DYNA
- SOFTAIL
- TOURING



# 470 ENGINE TRIM

Black Hardware Kits

## A. BLACK HARDWARE KITS – ENGINE

Durable and easy to install, this gloss-black engine hardware adds a custom touch to the blacked-out look of your motorcycle. Kits include the hardware required to replace all of the visible zinc-plated fasteners on the vehicle's engine, primary, rocker boxes, derby or cam covers. Lock patch included where required.

### BLACK HARDWARE KIT – FULL ENGINE

Includes the hardware required to replace the visible set of zinc-plated fasteners on the primary cover, derby cover, transmission side and top covers, tappet covers, cam covers and rocker box covers.

**12600251**

Fits '17-later Touring and Trike models.

**12600256**

Fits '18-later Softail® models. '18 models (except FLSB) require additional purchase of Derby Cover Kit P/N 12600255.

Includes the hardware required to replace the visible set of zinc-plated fasteners on the primary cover, derby cover, gear case and transmission sprocket covers, tappet covers and rocker box covers.

**12600260**

Fits '04-later XL models.

### BLACK HARDWARE KIT – PRIMARY COVER

**12600252**

Fits '17-later Touring and Trike models.

**12600257**

Fits '18-later Softail models.

### BLACK HARDWARE KIT – TRANSMISSION

**12600253**

Fits '18-later Softail and '17-later Touring and Trike models.

### BLACK HARDWARE KIT – ROCKER BOX

**12600254**

Fits '18-later Softail and '17-later Touring and Trike models.

**12600263**

Fits '04-later XL models.

### BLACK HARDWARE KIT – CAM COVER AND TAPPET COVERS

**12600262**

Fits '04-later XL models.

**12600258**

Fits '18-later Softail and '17-later Touring and Trike models.

### BLACK HARDWARE KIT – DERBY COVER

**12600259**

Fits '19-later Softail and '18-later FLSB models.

**12600255**

Fits '06-'17 Dyna®, '08-'18 Softail (except FLSB) and '08-later Touring and Trike models.

Also available (not shown)


### BLACK HARDWARE KIT – DERBY AND PRIMARY COVER

**12600261**

Fits '04-later XL models.




A. BLACK HARDWARE KITS – FULL ENGINE (12600251 SHOWN)



A. BLACK HARDWARE KIT – FULL ENGINE (12600251 SHOWN)




A. BLACK HARDWARE KIT – PRIMARY COVER (12600252 SHOWN)



A. BLACK HARDWARE KIT – TRANSMISSION (12600253 SHOWN)



A. BLACK HARDWARE KIT – ROCKER BOX (12600254 SHOWN)




A. BLACK HARDWARE KIT – CAM COVER AND TAPPET COVERS (12600258 SHOWN)




A. BLACK HARDWARE KIT – DERBY COVER (12600255 SHOWN)




B. CHROME HARDWARE KIT – PRIMARY COVER (SPORTSTER SHOWN)




C. CHROME HARDWARE KIT – GEARCASE/FRONT SPROCKET COVER




D. CHROME HARDWARE KIT – TRANSMISSION (SOFTAIL SHOWN)



E. CHROME HARDWARE KIT – ROCKER BOX (BIG TWIN SHOWN)



F. CHROME HARDWARE KIT – CAM COVER



G. CHROME HARDWARE KIT – LIFTER/TAPPET BLOCK (BIG TWIN SHOWN)

# ENGINE TRIM 471

Chrome Hardware Kits

## B. CHROME HARDWARE KIT – PRIMARY COVER

Kit includes the hardware required to replace the visible set of zinc-plated fasteners on the outer primary cover. Inspection and derby cover hardware included. Lock patch included where required.

**94281-04** Fits '04-later XL models.

## C. CHROME HARDWARE KIT – GEARCASE/FRONT SPROCKET COVER

Kit includes the hardware required to replace the visible set of zinc-plated fasteners on the gearcase and front sprocket cover. Lock patch included where required.

**94280-04** Fits '04-later XL models.

## D. CHROME HARDWARE KIT – TRANSMISSION

Kit includes the hardware required to replace the visible set of zinc-plated fasteners on the transmission top cover, bearing housing assembly and clutch release cover. Lock patch included where required.

**94056-03** Fits '99-'05 Dyna® models.

**94055-03** Fits '00-'06 Softail® models.

**94054-03** Fits '99-'06 Touring models.

**34856-06A**

Fits '06-'17 Dyna and '07-'17 Softail and Touring models.

## E. CHROME HARDWARE KIT – ROCKER BOX

Kit includes the hardware required to replace the visible set of zinc-plated fasteners on rocker box covers. Lock patch included where required.

**94291-04A** Fits '04-later XL models.

**94059-03**

Fits '99-'17 Dyna, '00-'17 Softail, and '99-'16 Touring and Trike models.

## F. CHROME HARDWARE KIT – CAM COVER

Kit includes the hardware required to replace the visible set of zinc-plated fasteners on the cam cover. Cam position sensor cover hardware included. Lock patch included where required.

**94058-03**

Fits '99-'17 Dyna, '00-'17 Softail, and '99-'16 Touring and Trike models.

## G. CHROME HARDWARE KIT – LIFTER/TAPPET BLOCK

Kit includes the hardware required to replace the visible set of zinc-plated fasteners on lifter block covers. Lock patch included where required.

**94068-03**

Fits '99-'17 Dyna, '00-'17 Softail, and '99-'16 Touring and Trike models.

Model Family Fitment:

V-ROD
  SPORTSTER
  DYNA
  SOFTAIL
  TOURING



# 472 ENGINE TRIM

Chrome Hardware

## A. WINDSHIELD ACORN NUT KIT

Kit contains 10 chrome-plated low crown 12-24 acorn nuts.

**94111-95**

Fits Compact, King-Size, Convertible and Road King® windshields (pkg. of 10).

## B. CHROME ACORN NUT KITS

**94116-93T** 10 – 32 thread (pkg. of 5).

**94117-93T** 1/4" – 20 thread (pkg. of 5).

**94119-93T** 5/16" – 18 thread (pkg. of 4).

**94120-93T** 5/16" – 24 thread (pkg. of 4).

**94121-93T** 3/8" – 16 thread (pkg. of 3).

**94122-93T** 3/8" – 24 thread (pkg. of 3).

**94124-93T** 7/16" – 20 thread (pkg. of 2).

**94125-93T** 1/2" – 13 thread (pkg. of 1).

**94126-93T** 1/2" – 20 thread (pkg. of 1).

**94127-93T** 5/8" – 18 thread (pkg. of 1).

## C. CHROME TORX® BUTTON HEAD SCREWS

Available in 1/4-inch, 5/16-inch and 3/8-inch coarse thread, up to 2-1/4 inches long. Grade 8. See your Dealer for more information.

## D. CHROME HEX SOCKET BUTTON HEAD SCREWS

Available in 8-32, 10-24, 10-32, 1/4-inch, 5/16-inch and 3/8-inch, up to 1 inch long. See your Dealer for more information.

## E. CHROME TORX SOCKET HEAD SCREWS

Available in 1/4-inch, 5/16-inch and 3/8-inch coarse thread, up to 2-1/4 inches long. Grade 8. See your Dealer for more information.

## F. CHROME SOCKET HEAD SCREWS

Available in 1/4-inch, 5/16-inch and 3/8-inch coarse and fine thread, up to 3 inches long. See your Dealer for more information.




A. WINDSHIELD ACORN NUT KIT



B. CHROME ACORN NUT KITS



C. CHROME TORX BUTTON HEAD SCREWS



D. CHROME HEX SOCKET BUTTON HEAD SCREWS



E. CHROME TORX SOCKET HEAD SCREWS



F. CHROME SOCKET HEAD SCREWS



G. CHROME SMOOTH SOCKET HEAD SCREWS



H. CHROME HEX HEAD SCREWS



I. CHROME 12-POINT SCREWS




J. CHROME FLAT-HEAD SCREWS



K. CHROME LOCK NUTS WITH NYLON INSERTS



L. CHROME HEX NUTS



M. CHROME FLAT WASHERS



N. CHROME LOCK WASHERS

# ENGINE TRIM 473

Chrome Hardware

## G. CHROME SMOOTH SOCKET HEAD SCREWS

Available in 1/4-inch, 5/16-inch and 3/8-inch coarse and fine thread, up to 3 inches long. See your Dealer for more information.

## H. CHROME HEX HEAD SCREWS

Available in 1/4-inch, 5/16-inch and 3/8-inch coarse and fine thread, up to 3 inches long. See your Dealer for more information.

## I. CHROME 12-POINT SCREWS

Available in 1/4-inch, 5/16-inch and 3/8-inch coarse thread, up to 2-1/4 inches long. Grade 8. See your Dealer for more information.

## J. CHROME FLAT-HEAD SCREWS

When the details matter, even your screws are chromed. These Grade 8 Hex Drive screws are available in 17 different sizes. See your Dealer for more information.

## K. CHROME LOCK NUTS WITH NYLON INSERTS

Available in 10-24, 1/4-inch, 5/16-inch, 3/8-inch, 7/16-inch and 5/8-inch sizes, coarse and fine thread. See your Dealer for more information.

## L. CHROME HEX NUTS

Available in 1/4-inch, 5/16-inch and 3/8-inch sizes, coarse and fine thread. See your Dealer for more information.

## M. CHROME FLAT WASHERS

Available in 1/4-inch, 5/16-inch and 3/8-inch sizes. See your Dealer for more information.

## N. CHROME LOCK WASHERS

Available in 1/4-inch, 5/16-inch and 3/8-inch sizes. See your Dealer for more information.

Model Family Fitment:

- V-ROD
- SPORTSTER
- DYNA
- SOFTAIL
- TOURING



## CONTROLS

The most visual contact point you have with your motorcycle is where your hands and feet meet the controls. Choose a handlebar suitable for your physical needs. Then select grips, hand controls, footpegs and mirrors to underscore the style of your ride.





# 476 CONTROLS

Hand & Foot Controls Collection

## EMPIRE™ COLLECTION - CHROME

Raise the stakes. Brilliant chrome highlights the deep grooves that add eye-catching depth and detail to this complete collection of hand and foot controls. Executed in durable cast and billet aluminum, the Chrome Empire™ Collection adds captivating custom detail that complements other chrome accessories.

### A. EMPIRE COLLECTION HAND GRIPS – CHROME

**56100427**

Fits '20-later LiveWire®, '16-'17 Dyna® FXDLs and '16-later Softail® models, '11-'12 FLSTSE, '14-'15 FLSTNSE, '13-'14 FXSBSE, '16-'17 FXSE and '08-later Touring (except '18-later FLTRXSE) and Trike models.

### B. EMPIRE COLLECTION FOOTBOARDS – CHROME

**50501932**

Rider.  
Fits '12-'16 FLD, '00-'17 FL Softail®, '00-later Touring (except FLHTCUL and FLHTKL), and '09-'13 Trike models. Installation on '00-'17 Softail® FLS, FLSS, FLSTFB, FLSTFBS and FLSTN models requires separate purchase of Jiffy Stand P/N 50087-07A. Not for use with Ergo Jiffy Stand P/N 50000091 or Jiffy Stand Extension Kit P/N 50233-00, 50000008 or 50000023.

**50501945**

Rider.  
Fits '18-later FL Softail models equipped with rider footboards.

**50501950**

Passenger.  
Fits '06-'17 Dyna®, '00-'17 Softail and '86-later Touring models equipped with passenger footboard support. Does not fit Trike Models.

### C. EMPIRE COLLECTION BRAKE PEDAL PADS – CHROME

**50600459**

Small.  
Fits '15-'20 XG models (except XG750A), '14-later XL models with Extended Reach Forward Control Kit P/N 50700030, '93-'17 Dyna® models with forward controls, and '84-'17 FX Softail® models (except FXSTDSE). Also fits '18-later FXBR, FXBRS, FLSB models and '18-later Softail® models equipped with Billet Style Rear Brake Lever for Forward Controls P/N 41600218, 41600219 and 41600220

**50600465**

Large.  
Fits '12-'16 FLD, '86-'17 FL Softail and '80-later Touring and Trike models.

**50600468**

Large.  
Fits '18-later FL Softail® models equipped with rider footboards.

### D. EMPIRE COLLECTION FOOTPEGS – CHROME

**50501898**

Rider.  
Fits '18-later FXFB, FXFBS, and '19-'20 FXDRS models in the rider position.

**50501855**

Rider.  
Fits rider position on '18-later FLSB, FXBB, FXBBS, FXLR, FXLRS, FXBR, FXBRS, and FXST models.

**50501830**

Passenger.  
Fits '18-later Softail® models in the passenger position.

**50502111**

Passenger.  
Fits passenger position on '10-later FLHX, FLHXS, FLHXST, FLHXSE, FLTRX, FLTRXS, FLTRXST, and FLTRXSE.

**50501895**

Highway.  
Fits models using highway peg mounts and engine guard peg mounts P/N 50957-02C, 54234-10A, 50829-07A, 50830-07A, 50500167, 50500168, 50832-07A and 50964-98.

### E. EMPIRE COLLECTION SHIFTER PEG – CHROME

**33600335**

Fits all models (except '06-'17 VRSC™ models with forward controls and '08-'13 XR models).

Fits all models (except '06-'17 VRSC™ models with forward controls and '08-'13 XR models).



A. EMPIRE HAND GRIPS – CHROME



B. EMPIRE RIDER FOOTBOARD – CHROME



B. EMPIRE PASSENGER FOOTBOARD – CHROME



C. EMPIRE BRAKE PADS – CHROME



D. EMPIRE RIDER FOOTPEGS – CHROME



D. EMPIRE PASSENGER FOOTPEGS – CHROME



E. EMPIRE SHIFTER PEG – CHROME



F. EMPIRE HAND GRIPS – MACHINE CUT



G. EMPIRE RIDER FOOTBOARD – MACHINE CUT



G. EMPIRE PASSENGER FOOTBOARD – MACHINE CUT



H. EMPIRE BRAKE PADS – MACHINE CUT



I. EMPIRE RIDER FOOTPEGS – MACHINE CUT



I. EMPIRE PASSENGER FOOTPEGS – MACHINE CUT



J. EMPIRE SHIFTER PEG – MACHINE CUT

# CONTROLS 477

Hand & Foot Controls Collection

## EMPIRE™ COLLECTION - BLACK MACHINE CUT

Raise the stakes. Milled highlights reveal gleaming billet aluminum below the rich black anodized surface, while deep grooves add eye-catching depth and detail to each component in this complete collection of hand and foot controls. Executed in durable cast and billet aluminum, the Black Machine Cut Empire™ Collection adds captivating custom detail that complements black or machine cut accessories.

### F. EMPIRE COLLECTION HAND GRIPS – BLACK MACHINE CUT

**56100429**

Fits '20-later LiveWire®, '16-'17 Dyna® FXDLs and '16-later Softail® models, '11-'12 FLSTSE, '14-'15 FLSTNSE, '13-'14 FXSBSE, '16-'17 FXSE and '08-later Touring (except '18-later FLTRXSE) and Trike models.

### G. EMPIRE COLLECTION FOOTBOARDS – BLACK MACHINE CUT

**50501934**

Rider.  
Fits '12-'16 FLD, '00-'17 FL Softail®, '00-later Touring (except FLHTCUL and FLHTKL), and '09-'13 Trike models. Installation on '00-'17 Softail® FLS, FLSS, FLSTFB, FLSTFBS and FLSTN models requires separate purchase of Jiffy Stand P/N 50087-07A. Not for use with Ergo Jiffy Stand P/N 50000091 or Jiffy Stand Extension Kit P/N 50233-00, 50000008 or 50000023.

**50501939**

Rider.  
Fits '18-later FL Softail models equipped with rider footboards.

**50501952**

Passenger.  
Fits '06-'17 Dyna®, '00-'17 Softail and '86-later Touring models equipped with passenger footboard support. Does not fit Trike Models.

### H. EMPIRE COLLECTION BRAKE PEDAL PADS – BLACK MACHINE CUT

**50600457**

Small.  
Fits '15-'20 XG models (except XG750A), '14-later XL models with Extended Reach Forward Control Kit P/N 50700030, '93-'17 Dyna® models with forward controls, and '84-'17 FX Softail® models (except FXSTDSE). Also fits '18-later FXBR, FXBRS, FLSB models and '18-later Softail® models equipped with Billet Style Rear Brake Lever for Forward Controls P/N 41600218, 41600219 and 41600220

**50600463**

Large.  
Fits '12-'16 FLD, '86-'17 FL Softail and '80-later Touring and Trike models.

**50600466**

Large.  
Fits '18-later FL Softail® models equipped with rider footboards.

### I. EMPIRE COLLECTION FOOTPEGS – BLACK MACHINE CUT

**50501900**

Rider.  
Fits '18-later FXFB, FXFBS, and '19-'20 FXDRS models in the rider position.

**50501857**

Rider.  
Fits rider position on '18-later FLSB, FXBB, FXBBS, FXLR, FXLRS, FXBR, FXBRS, and FXST models.

**50501832**

Passenger.  
Fits '18-later Softail® models in the passenger position.

**50502113**

Passenger.  
Fits passenger position on '10-later FLHX, FLHXS, FLHXST, FLHXSE, FLTRX, FLTRXS, FLTRXST, and FLTRXSE models.

**50501897**

Highway.  
Fits models using highway peg mounts and engine guard peg mounts P/N 50957-02C, 54234-10A, 50829-07A, 50830-07A, 50500167, 50500168, 50832-07A and 50964-98.

### J. EMPIRE COLLECTION SHIFTER PEG – BLACK MACHINE CUT

**33600333**

Fits all models (except '06-'17 VRSC™ models with forward controls and '08-'13 XR models).

Model Family Fitment:

- V-ROD
- SPORTSTER
- DYNA
- SOFTAIL
- TOURING



# 478 CONTROLS

Hand & Foot Controls Collection

## EMPIRE™ COLLECTION – BLACK

Raise the stakes. Deep grooves add eye-catching depth and detail to the rich black anodized finish on this complete collection of hand and foot controls. Executed in durable cast and billet aluminum, the Black Empire™ Collection adds captivating custom detail that complements other black and machine cut accessories.

### A. EMPIRE COLLECTION HAND GRIPS – BLACK

**56100428**

Fits '20-later LiveWire®, '16-'17 Dyna® FXDLs and '16-later Softail® models, '11-'12 FLSTSE, '14-'15 FLSTNSE, '13-'14 FXSBSE, '16-'17 FXSE and '08-later Touring (except '18-later FLTRXSE) and Trike models.

### B. EMPIRE COLLECTION FOOTBOARDS – BLACK

**50501933** Rider.

Fits '12-'16 FLD, '00-'17 FL Softail®, '00-later Touring (except FLHTCUL and FLHTKL), and '09-'13 Trike models. Installation on '00-'17 Softail® FLS, FLSS, FLSTFB, FLSTFBS and FLSTN models requires separate purchase of Jiffy Stand P/N 50087-07A. Not for use with Ergo Jiffy Stand P/N 50000091 or Jiffy Stand Extension Kit P/N 50233-00, 50000008 or 50000023.

**50501938** Rider.

Fits '18-later FL Softail models equipped with rider footboards.

**50501951** Passenger.

Fits '06-'17 Dyna®, '00-'17 Softail and '86-later Touring models equipped with passenger footboard support. Does not fit Trike Models.

### C. EMPIRE COLLECTION BRAKE PEDAL PADS – BLACK

**50600458** Small.

Fits '15-'20 XG models (except XG750A), '14-later XL models with Extended Reach Forward Control Kit P/N 50700030, '93-'17 Dyna® models with forward controls, and '84-'17 FX Softail® models (except FXSTDSE). Also fits '18-later FXBR, FXBRS, FLSB models and '18-later Softail® models equipped with Billet Style Rear Brake Lever for Forward Controls P/N 41600218, 41600219 and 41600220

**50600464** Large.

Fits '12-'16 FLD, '86-'17 FL Softail and '80-later Touring and Trike models.

**50600467** Large.

Fits '18-later FL Softail® models equipped with rider footboards.

### D. EMPIRE COLLECTION FOOTPEGS – BLACK

**50501899** Rider.

Fits '18-later FXFB, FXFBS, and '19-'20 FXDRS models in the rider position.

**50501856** Rider.

Fits rider position on '18-later FLSB, FXBB, FXBBS, FXLR, FXLRS, FXBR, FXBRS, and FXST models.

**50501831** Passenger.

Fits '18-later Softail® models in the passenger position.

**50502112** Passenger.

Fits passenger position on '10-later FLHX, FLHXS, FLHXST, FLHXSE, FLTRX, FLTRXS, FLTRXST, and FLTRXSE models.

**50501896** Highway.

Fits models using highway peg mounts and engine guard peg mounts P/N 50957-02C, 54234-10A, 50829-07A, 50830-07A, 50500167, 50500168, 50832-07A and 50964-98.

### E. EMPIRE COLLECTION SHIFTER PEG – BLACK

**33600334**

Fits all models (except '06-'17 VRSC™ models with forward controls and '08-'13 XR models).



A. EMPIRE HAND GRIPS – BLACK



B. EMPIRE RIDER FOOTBOARD – BLACK



B. EMPIRE PASSENGER FOOTBOARD – BLACK



C. EMPIRE BRAKE PEDAL PADS – BLACK



D. EMPIRE RIDER FOOTPEGS – BLACK



D. EMPIRE PASSENGER FOOTPEGS – BLACK



E. EMPIRE SHIFTER PEG – BLACK



F. 80GRIT RIDER FOOTBOARDS



G. 80GRIT BRAKE PEDAL PAD



H. 80GRIT RIDER FOOTPEGS – BLACK



H. 80GRIT RIDER FOOTPEGS – RAW



H. 80GRIT PASSENGER FOOTPEGS – BLACK



H. 80GRIT PASSENGER FOOTPEGS – RAW

# CONTROLS 479

Hand & Foot Controls Collection

## F. 80GRIT™ RIDER FOOTBOARDS

When the road bites, bite back. With durable cast aluminum and rugged style edges this BMX-inspired footboard grips your boot for unmatched stability and traction, giving you the confidence to ride as hard as you like.

Fits '14-later Touring models.

**50501602** Raw.

**50501604** Black.

Fits '18-later FL Softail® models equipped with rider footboards.

**50501612** Raw.

**50501613** Black.

## G. 80GRIT BRAKE PEDAL PAD

This BMX-inspired brake pedal pad features rugged styled edges for superior grip and a bold, stripped-down look.

Fits '18-later FL SL, FLDE, FLFB, FLFBS, FLHC, and FLHCS models equipped with Endgame Brake Lever P/N 41600299 or 41600298 and '14-later Touring models equipped with Endgame Brake Lever P/N 41600305 or P/N 41600304.

**50600425** Raw.

**50600424** Black.

## H. 80GRIT™ FOOTPEGS

Combine form and function with the feel of an old-school BMX-style footpeg. The aluminum material with rugged styled edges is lightweight and grips the bottom of your boot, giving you an unmatched feeling of confidence. Black Anodized or Raw finishes provide custom options, while the HDMC "dog tag"-style logo adds subtle authenticity to the bold, stripped-down look.

**Rider**

Fits rider position on '20-later LiveWire®, '18-later FXFB, FXFBS, and '19-'20 FXDRS models.

**50501383** Black.

**50501390** Raw.

**Rider with Wear Peg**

Fits '11-later XL883L and XL1200C, '16-later XL1200CX, '12-'16 XL1200V, '10-later XL1200X, '18-later XL1200XS, '14-later XL models equipped with Extended Reach Forward Control Conversion Kit P/N 50700030, '08-'11 FXCW and FXCWC and '11-'17 FXS and FXSB and '16-'17 FXSE. Does not fit '15-later XG models.

**50501387** Black.

**50501394** Raw.

Fits '17-'20 XG750A and '09-later XL883N models.

**50501385** Black.

**50501392** Raw.

Fits rider position on '18-later FLSB, FXBB, FXBBS, FXBR, FXBRS, FXLR, FXLRS and FXST models. Also fits '18 later FLDE, FLHC, FLHCS, FL SL, FLFB and FLFBS models equipped with Footboard To Footpeg Conversion Kit P/N 50501640 and '09-later Touring models equipped with Board-To-Peg Conversion Kit P/N 50501642.

**50501382** Black.

**50501389** Raw.

**Passenger**

Fits passenger position on '20-later LiveWire and '18-later Softail® models.

**50501388A** Black.

**50501395A** Raw.

Fits models in passenger and highway peg positions. Does not fit the rider and passenger position for '18-later Softail models.

**50501603** Raw.

**50501605** Black.

Model Family Fitment:

V-ROD   
  SPORTSTER   
  DYNA  
 SOFTAIL   
  TOURING



# 480 CONTROLS

Hand & Foot Controls Collection

## ENDGAME COLLECTION - GRAPHITE

Push your custom style to the edge. The Endgame collection is defined by its slotted design and high-tech, industrial look. The intense black rubber inserts on the controls are set against a matte graphite finish that complements black or bright finishes.

### A. ENDGAME COLLECTION HAND GRIPS – GRAPHITE

Featuring raised black rubber inserts with a graphite surround, these 1.5" diameter grips deliver superior control and tough industrial styling. Easy-to-install glueless design allows you to remove grips for service without damage.

**56100391**

Fits '20-later LiveWire®, '16-'17 Dyna® FXDLS and '16-later Softail® models, '14-'15 FLSTNSE, '11-'12 FLSTSE, '13-'14 FXSBSE, and '08-later Touring (except '18-later FLTRXSE) and Trike models.

### B. ENDGAME COLLECTION FOOTPEGS – GRAPHITE

Finish off the high-tech, industrial look with Endgame Footpegs. Kit includes slotted left and right footpegs with raised diamond-tread rubber grips to help keep your feet firmly in place.

**50501641** Rider.

Fits '18-later FL5B, FXBB, FXBBS, FXBR, FXBRS, FXLR and FXLRS models.

**50501643** Passenger.

Fits passenger position on '20-later LiveWire® and '18-later Softail models.

**50501645**

Fits models with H-D® male mount style footpeg supports (except the rider position on '15-later XG, '07-'10 XL883L, '07-later XL883N, XL1200N, XL1200V and XL1200X, '11-later XL1200C and XL1200T, '18-later XL1200NS and XL1200XS, '08-'13 XR and '08-'17 FXCW, FXCWC, FXS, FXSB, FXSBSE and FXSE and the rider and passenger position on '18-later Softail models).

### C. ENDGAME COLLECTION RIDER FOOTBOARDS – GRAPHITE

With their slotted design, these Endgame Footboards add a custom industrial look to your ride. These footboards feature four raised rubber pads for superior grip and Harley-Davidson script for added style. Kit includes left and right footboards.

**50501648**

Fits '18-later FL Softail models equipped with rider footboards.

**50501649**

Fits '09-later Touring models.



A. ENDGAME COLLECTION HAND GRIPS – GRAPHITE



B. ENDGAME COLLECTION FOOTPEGS – GRAPHITE



B. ENDGAME COLLECTION FOOTPEGS – GRAPHITE



B. ENDGAME COLLECTION FOOTPEGS – GRAPHITE



B. ENDGAME COLLECTION FOOTPEGS – GRAPHITE



C. ENDGAME COLLECTION RIDER FOOTBOARDS – GRAPHITE



C. ENDGAME COLLECTION RIDER FOOTBOARDS – GRAPHITE



D. ENDGAME COLLECTION BRAKE PEDAL PAD – GRAPHITE



D. ENDGAME COLLECTION BRAKE PEDAL PAD – GRAPHITE



E. ENDGAME COLLECTION BRAKE LEVER – GRAPHITE (SHOWN WITH ENDGAME COLLECTION BRAKE PEDAL PAD)



E. ENDGAME COLLECTION BRAKE LEVER – GRAPHITE



F. ENDGAME COLLECTION SHIFTER PEG – GRAPHITE



G. ENDGAME COLLECTION SHIFT LEVER – GRAPHITE (SHOWN WITH ENDGAME COLLECTION SHIFTER PEG)

# CONTROLS 481

Hand & Foot Controls Collection

## D. ENDGAME COLLECTION BRAKE PEDAL PAD – GRAPHITE

Showcasing a slotted design and graphite finish, these easy-to-install brake pedal pads complement the Endgame Collection controls to give your ride a custom industrial look.

**50600386**

Fits '18-later FL5L, FLDE, FLFB, FLFBS, FLHC, and FLHCS models equipped with Endgame Brake Lever P/N 41600299 or 41600298 and '14-later Touring models equipped with Endgame Brake Lever P/N 41600305 or P/N 41600304.

## E. ENDGAME COLLECTION BRAKE LEVER – GRAPHITE

Styled to complement the Endgame Collection controls, this Rear Brake Lever features a slotted design that will give your bike an industrial look.

**41600298**

Fits '18-later FL Softail® models equipped with Footboards.

**41600304**

Fits '14-later Touring and Trike models.

## F. ENDGAME COLLECTION SHIFTER PEG – GRAPHITE

With its slotted design, this easy-to-install shifter peg complements the high-tech, industrial look of the Endgame Collection footpegs and footboards.

**33600295**

Fits '86-later FL Softail®, '88-later Touring and '08-later Trike models equipped with Endgame Collection Shift Levers.

## G. ENDGAME COLLECTION SHIFT LEVER – GRAPHITE

Styled to complement the Endgame Collection controls, this Shift Lever features a slotted design that will give your bike a high-tech, industrial look.

**33600292**

Fits '86-later FL Softail, '88-later Touring and '08-later Trike models.

Model Family Fitment:

- V-ROD
- SPORTSTER
- DYNA
- SOFTAIL
- TOURING



# 482 CONTROLS

Hand & Foot Controls Collection

## ENDGAME COLLECTION - BLACK

Push your custom style to the edge. The Endgame collection is defined by its slotted design and high-tech, industrial look. The intense black rubber and matte black finish gives you a powerful new way to highlight your high-performance machine.

### A. ENDGAME COLLECTION HAND GRIPS – BLACK ANODIZED

Featuring raised black rubber inserts with a black surround, these 1.5" diameter grips deliver superior control and tough industrial styling. Easy-to-install glueless design allows you to remove grips for service without damage.

#### 56100394

Fits '20-later LiveWire®, '16-'17 Dyna® FXDLS and '16-later Softail® models, '14-'15 FLSTNSE, '11-'12 FLSTSE, '13-'14 FXSBSE, and '08-later Touring (except '18-later FLTRXSE) and Trike models.

### B. ENDGAME COLLECTION FOOTPEGS – BLACK ANODIZED

Finish off the high-tech, industrial look with Endgame Footpegs. Kit includes slotted left and right footpegs with raised diamond-tread rubber grips to help keep your foot firmly in place.

#### 50501684 Rider.

Fits '18-later FL SB, FXBB, FXBBS, FXBR, FXBRS, FXLR and FXLRS models.

#### 50501644 Passenger.

Fits passenger position on '20-later LiveWire® and '18-later Softail models.

#### 50501716

Fits models with H-D® male mount style footpeg supports (except the rider position on '15-later XG, '07-'10 XL883L, '07-later XL883N, XL1200N, XL1200V and XL1200X, '11-later XL1200C and XL1200T, '18-later XL1200NS and XL1200XS, '08-'13 XR and '08-'17 FXCW, FXCWC, FXS, FXSB, FXSBSE and FXSE and the rider and passenger position on '18-later Softail models).

### C. ENDGAME COLLECTION RIDER FOOTBOARDS – BLACK ANODIZED

With their slotted design, these Endgame Footboards add a custom industrial look to your ride. These footboards feature four raised rubber pads for superior grip and Harley-Davidson script for added style. Kit includes left and right footboards

#### 50501679

Fits '18-later FL Softail models equipped with rider footboards.

#### 50501680

Fits '09-later Touring models.




A. ENDGAME COLLECTION HAND GRIPS – BLACK ANODIZED



B. ENDGAME COLLECTION FOOTPEGS – BLACK ANODIZED



B. ENDGAME COLLECTION FOOTPEGS – BLACK ANODIZED



B. ENDGAME COLLECTION FOOTPEGS – BLACK ANODIZED



B. ENDGAME COLLECTION FOOTPEGS – BLACK ANODIZED



C. ENDGAME COLLECTION RIDER FOOTBOARDS – BLACK ANODIZED



C. ENDGAME COLLECTION RIDER FOOTBOARDS – BLACK ANODIZED



D. ENDGAME COLLECTION BRAKE PEDAL PAD – BLACK ANODIZED



D. ENDGAME COLLECTION BRAKE PEDAL PAD – BLACK ANODIZED



E. ENDGAME COLLECTION BRAKE LEVER – BLACK ANODIZED (SHOWN WITH ENDGAME COLLECTION BRAKE PEDAL PAD)



E. ENDGAME COLLECTION BRAKE LEVER – BLACK



F. ENDGAME COLLECTION SHIFTER PEG – BLACK



G. ENDGAME COLLECTION SHIFT LEVER – BLACK ANODIZED (SHOWN WITH ENDGAME COLLECTION SHIFTER PEG)

# CONTROLS 483

Hand & Foot Controls Collection

## D. ENDGAME COLLECTION BRAKE PEDAL PAD – BLACK ANODIZED

Showcasing a slotted design and black finish, these easy-to-install brake pedal pads complement the Endgame Collection controls to give your ride a custom industrial look.

#### 50600401

Fits '18-later FL SL, FLDE, FLFB, FLFBS, FLHC, and FLHCS models equipped with Endgame Brake Lever P/N 41600299 or 41600298 and '14-later Touring models equipped with Endgame Brake Lever P/N 41600305 or P/N 41600304.

## E. ENDGAME COLLECTION BRAKE LEVER – BLACK

Styled to complement the Endgame Collection controls, this Rear Brake Lever features a slotted design that will give your performance bike an industrial look.

#### 41600299

Fits '18-later FL Softail® models equipped with Footboards.

#### 41600305

Fits '14-later Touring and Trike models.

## F. ENDGAME COLLECTION SHIFTER PEG – BLACK ANODIZED

With its slotted design, this easy-to-install shifter peg complements the high-tech, industrial look of the Endgame Collection footpegs and footboards.

#### 33600303

Fits '86-later FL Softail®, '88-later Touring and '08-later Trike models equipped with Endgame Collection Shift Levers.

## G. ENDGAME COLLECTION SHIFT LEVER – BLACK ANODIZED

Styled to complement the Endgame Collection controls, this Shift Lever features a slotted design that will give your bike a high-tech, industrial look.

#### 33600301

Fits '86-later FL Softail, '88-later Touring and '08-later Trike models.

Model Family Fitment:

- V-ROD
- SPORTSTER
- DYNA
- SOFTAIL
- TOURING



# 484 CONTROLS

Hand & Foot Controls Collection

## DOMINION™ COLLECTION – BLACK

Express your bold, renegade attitude. The Dominion™ Collection Rider and Passenger Controls let you set your own styling direction. Crafted from aluminum, these hand and foot controls feature a rugged machined surface and the foot controls allow for interchangeable inserts in brushed black, bronze powder-coated, brushed aluminum or brushed orange anodized inserts (sold separately) that allow you to create your own unique look.

### A. DOMINION COLLECTION HAND GRIPS – BLACK

**56100233**

Fits '15-'20 XG models (except XG750A).

**56100232**

Fits '02-'17 VRSC™, '96-later XL, '08-'13 XR, '91-'17 Dyna® (except FXDLS), '96-'15 Softail® (except FLSTNSE, FXSBSE and '11-'12 FLSTSE) and '96-'07 Touring models.

**56100231**

Fits '20-later LiveWire®, '16-'17 Dyna FXDLS and '16-later Softail models, '11-'12 FLSTSE, '14-'15 FLSTNSE, '13-'14 FXSBSE, '16-'17 FXSE and '08-later Touring (except '18-'19 FLTRXSE) and Trike models.

### B. DOMINION COLLECTION RIDER FOOTBOARD KIT – BLACK

**50500869** Rider.

Fits '18-later FL Softail models equipped with rider footboards.

**50501294** Rider.

Fits '12-'16 FLD, '00-'17 FL Softail®, '00-later Touring (except FLHTCUL and FLHTKL), and '09-later Trike models..

### C. DOMINION COLLECTION BRAKE PEDAL PADS – BLACK

**50600267** Small.

Fits '18-later FLSB, FXBR and FXBRS models. Also fits '18-later Softail models equipped with Billet Style Rear Brake Lever for Forward Controls P/N 41600218, 41600219 and 41600220.

**50600266** Large.

Fits '18-later FL Softail models equipped with rider footboards.

**50600346** Large.

Fits '12-'16 FLD, '86-'17 FL Softail and '80-later Touring and Trike models.

### D. DOMINION COLLECTION FOOTPEGS – BLACK

**50500947** With Removable Wear Peg.

Fits models with H-D® male mount-style footpeg supports (except rider position on '17-later XG750A, '07-'10 XL883L, '07-later XL883N, XL1200N, XL1200V and XL1200X, '11-later XL1200C and XL1200T, '18-later XL1200NS and XL1200XS, '08-'13 XR and '08-'17 FXCW, FXCWC, FXS, FXSB, FXSE and FXSBSE models and the rider and passenger position on '18-later Softail models).

**50500870** Rider.

Fits rider position on '20-later LiveWire, '18-later FXFB, FXFBS, and '19-later FXDRS models.

**50500871** Rider.

Fits rider position on '18-later FLSB, FXBB, FXBBS, FXBR, FXBRS, FXLR, FXLRS and FXST models. Also fits '18 later FLDE, FLHC, FLHCS, FLSL, FLFB and FLFBS models equipped with Footboard To Footpeg Conversion Kit P/N 50501640 and '09-later Touring models equipped with Board-To-Peg Conversion Kit P/N 50501642.

**50501558** Passenger.

Fits models in passenger and highway peg positions. Does not fit the rider and passenger position for '18-later Softail models.

**50500992** Passenger.

Fits passenger position on '21-later Pan America™, '20-later LiveWire and '18-later Softail models.

### E. DOMINION COLLECTION SHIFTER PEG – BLACK

**33600180**

Fits all models (except '06-'17 VRSC™ models with forward controls and '08-'13 XR models).



A. DOMINION HAND GRIPS – BLACK



B. DOMINION RIDER FOOTBOARD – BLACK (SHOWN WITH LARGE BRAKE PEDAL PAD)



C. DOMINION BRAKE PEDAL PADS – BLACK



D. DOMINION FOOTPEGS – BLACK (50500870 SHOWN)



D. DOMINION FOOTPEGS – BLACK (50500871 SHOWN)



D. DOMINION FOOTPEGS – BLACK (50500992 SHOWN)



E. DOMINION SHIFTER PEG – BLACK



F. DOMINION HAND GRIPS – BRONZE



G. DOMINION RIDER FOOTBOARD – BRONZE (SHOWN WITH LARGE BRAKE PEDAL PAD)



H. DOMINION BRAKE PEDAL PADS – BRONZE



I. DOMINION FOOTPEGS – BRONZE (50500873 SHOWN)



I. DOMINION FOOTPEGS – BRONZE (50500874 SHOWN)



I. DOMINION FOOTPEGS – BRONZE (50500993 SHOWN)



J. DOMINION SHIFTER PEG – BRONZE

# CONTROLS 485

Hand & Foot Controls Collection

## DOMINION™ COLLECTION – BRONZE

Express your bold, renegade attitude. The Dominion™ Collection Rider and Passenger Controls let you set your own styling direction. Crafted from aluminum, these hand and foot controls feature a rugged machined surface and the foot controls allow for interchangeable inserts in brushed black, bronze powder-coated, brushed aluminum or brushed orange anodized inserts (sold separately) that allow you to create your own unique look.

### F. DOMINION COLLECTION HAND GRIPS – BRONZE

**56100235**

Fits '02-'17 VRSC™, '96-later XL, '08-'13 XR, '91-'17 Dyna® (except FXDLS), '96-'15 Softail® (except FLSTNSE, FXSBSE and '11-'12 FLSTSE) and '96-'07 Touring models.

**56100234**

Fits '20-later LiveWire®, '16-'17 Dyna FXDLS and '16-later Softail models, '11-'12 FLSTSE, '14-'15 FLSTNSE, '13-'14 FXSBSE, '16-'17 FXSE and '08-later Touring (except '18-'19 FLTRXSE) and Trike models.

### G. DOMINION COLLECTION RIDER FOOTBOARD KIT – BRONZE

**50500872** Rider.

Fits '18-later FL Softail models equipped with rider footboards.

**50501295** Rider.

Fits '12-'16 FLD, '00-'17 FL Softail, '00-later Touring (except FLHTCUL and FLHTKL), and '09-later Trike models.

### H. DOMINION COLLECTION BRAKE PEDAL PADS – BRONZE

**50600269** Small.

Fits '18-later FLSB, FXBR and FXBRS models. Also fits '18-later Softail models equipped with Billet Style Rear Brake Lever for Forward Controls P/N 41600218, 41600219 and 41600220.

**50600268** Large.

Fits '18-later FL Softail models equipped with rider footboards.

**50600347** Large.

Fits '12-'16 FLD, '86-'17 FL Softail and '80-later Touring and Trike models.

### I. DOMINION COLLECTION FOOTPEGS – BRONZE

**50500949** With Removable Wear Peg.

Fits models with H-D® male mount-style footpeg supports (except rider position on '17-later XG750A, '07-'10 XL883L, '07-later XL883N, XL1200N, XL1200V and XL1200X, '11-later XL1200C and XL1200T, '18-later XL1200NS and XL1200XS, '08-'13 XR and '08-'17 FXCW, FXCWC, FXS, FXSB, FXSE and FXSBSE models and the rider and passenger position on '18-later Softail models).

**50500873** Rider.

Fits rider position on '20-later LiveWire, '18-later FXFB, FXFBS, and '19-later FXDRS models.

**50500874** Rider.

Fits rider position on '18-later FLSB, FXBB, FXBBS, FXBR, FXBRS, FXLR, FXLRS and FXST models. Also fits '18 later FLDE, FLHC, FLHCS, FLSL, FLFB and FLFBS models equipped with Footboard To Footpeg Conversion Kit P/N 50501640 and '09-later Touring models equipped with Board-To-Peg Conversion Kit P/N 50501642.

**50501559** Passenger.

Fits models in passenger and highway peg positions. Does not fit the rider and passenger position for '18-later Softail models.

**50500993** Passenger.

Fits passenger position on '21-later Pan America™, '20-later LiveWire and '18-later Softail models.

### J. DOMINION COLLECTION SHIFTER PEG – BRONZE

**33600214**

Fits all models (except '06-'17 VRSC™ models with forward controls and '08-'13 XR models).

Model Family Fitment:

- V-ROD
- SPORTSTER
- DYNA
- SOFTAIL
- TOURING

CONTROLS



# 486 CONTROLS

Hand & Foot Controls Collection

## DOMINION™ COLLECTION FOOT CONTROL INSERTS

Make your bike a true custom of one. The Dominion™ Inserts allow you to customize and personalize Dominion Collection accessories, so your bike is truly one of a kind.

### A. DOMINION COLLECTION FOOTPEG TRIM PIECE

Fits Dominion Footpegs. Sold in sets of 2.

**50500937** Brushed Black.

**50500938** Bronze.

**50500939** Brushed Orange.

**50500940** Brushed Aluminum.

### B. DOMINION COLLECTION SHIFTER PEG TRIM PIECE

Fits Dominion Shifter Pegs P/N 33600180 and 33600214.

**33600215** Brushed Black.

**33600216** Bronze.

**33600217** Brushed Orange.

**33600218** Brushed Aluminum.

### C. DOMINION COLLECTION BRAKE PEDAL TRIM PIECE

Fits Dominion Large Brake Pedal Pads P/Ns 50600266 and 50600268.

**50600290** Brushed Black.

**50600291** Bronze.

**50600292** Brushed Orange.

**506xxxxx** Brushed Aluminum.

Fits Dominion Large Brake Pedal Pads P/Ns 50600346 and 50600347.

**50600365** Brushed Black.

**50600366** Bronze.

**50600368** Brushed Orange.

**50600367** Brushed Aluminum.

Fits Dominion Small Brake Pedal Pads P/Ns 50600267 and 50600269.

**50600294** Brushed Black.

**50600295** Bronze.

**50600296** Brushed Orange.

**50600297** Brushed Aluminum.



A. DOMINION FOOTPEG TRIM (ORANGE SHOWN)



A. DOMINION FOOTPEG TRIM



B. DOMINION SHIFTER PEG TRIM (BRUSHED ALUMINUM SHOWN)



B. DOMINION SHIFTER PEG TRIM



C. DOMINION BRAKE PEDAL TRIM (BLACK SHOWN)



C. DOMINION BRAKE PEDAL TRIM



D. VOLTAIC HAND GRIPS



E. VOLTAIC RIDER FOOTPEGS



E. VOLTAIC PASSENGER FOOTPEGS



F. HARLEY-DAVIDSON® BY RIZOMA - HAND GRIPS



G. HARLEY-DAVIDSON® BY RIZOMA - FOOTPEGS



# CONTROLS 487

Hand & Foot Controls

## D. VOLTAIC™ HAND GRIPS

These sleek, premium hand grips feature high-quality rubber and metal construction to provide excellent grip for comfortable, confident riding. Designed to complement the lines of your motorcycle, the Voltaic™ Grips enhance the overall style of your bike with a look that's light, fast and agile.

### 56100330

Fits '20-later LiveWire® (except Europe, India, China, and Vietnam markets), '16-'17 Dyna® FXDLS and '16-later Softail® models, '11-'12 FLSTSE, '14-'15 FLSTNSE, '13-'14 FXSBSE, '16-'17 FXSE and '08-later Touring (except '18-'19 FLTRXSE) and Trike models.

## E. VOLTAIC FOOTPEGS

Sleek and streamlined with an aggressive wedge shape, the Voltaic Footpegs are designed to complement the lines of your motorcycle. These gloss black and chrome accented Footpegs feature lightweight and durable aluminum construction while the solid rubber tread helps keep your feet firmly in place, so you're always ready to hit the throttle and work your way through tight urban riding environments.

### 50501197

Rider. Fits rider position on '20-later LiveWire, '18-later FXFB, FXFBS, and '19-'20 FXDRS models.

### 50501510

Passenger. Fits passenger position on '20-later LiveWire and '18-later Softail models.

## HARLEY-DAVIDSON® BY RIZOMA

Precision craftsmanship and unmistakable style define this collaborative collection from Harley-Davidson and Rizoma. Lasered H-D and Rizoma logos on a subdued black on black finish display minimal branding that lets the machined texture and performance aesthetic take the lead. This sleek collection of billet aluminum accessories is the first co-branded collection of its kind designed exclusively for H-D® motorcycle riders.

## F. HARLEY-DAVIDSON® BY RIZOMA – HAND GRIPS

Harley-Davidson by Rizoma handgrips are 1.44 inches in diameter and feature a textured rubber grip to inspire confidence in handling while riding.

### 56100479

Fits '20-later LiveWire®, '16-'17 Dyna® FXDLS and '16-later Softail® models, '11-'12 FLSTSE, '14-'15 FLSTNSE, '13-'14 FXSBSE, '16-'17 FXSE and '08-later Touring (except '18-later FLTRXSE) and Trike models.

## G. HARLEY-DAVIDSON® BY RIZOMA – FOOTPEGS

A bright, machined surface on Harley-Davidson by Rizoma footpegs offers the passenger a level of confidence in boot grip while adding a striking element of contrast to a dark-finished style.

### 50502158

Rider. Fits rider position on '20-later LiveWire, '18-late FXFB, FXFBS, and '19-'20 FXDRS models.

### 50502159

Passenger. Fits passenger position on '20-later LiveWire and '18-later Softail models.

Model Family Fitment:

- V-ROD
- SPORTSTER
- DYNA
- SOFTAIL
- TOURING



# 488 CONTROLS

Hand & Foot Controls Collection

## A. WILLIE G SKULL HAND GRIPS – BLACK

Contrasting the sinister Willie G Skull logo surrounded by Harley-Davidson script, the raised rubber pads add positive grip and comfort for the long haul. Easy to install, these grips feature a glueless design that allows removal without damage.

### 56100364

Fits '02-'17 VRSC™, '96-later XL '08-'13 XR, '91-'17 Dyna® (except FXDLS), '96-'15 Softail® (except FLSTNSE, FXSBSE and '11-'12 FLSTSE) and '96-'07 Touring models.

### 56100361

Fits '20-later LiveWire®, '16-'17 Dyna FXDLS and '16-later Softail models, '11-'12 FLSTSE, '14-'15 FLSTNSE, '13-'14 FXSBSE, '16-'17 FXSE and '08-later Touring (except '18-'19 FLTRXSE) and Trike models.



A. WILLIE G SKULL HAND GRIPS – BLACK

## B. WILLIE G SKULL BRAKE PEDAL PADS – BLACK

Available in two sizes to fit most Harley-Davidson® motorcycles, these easy-to-install brake pedal pads feature rich black rubber for grip and traction and they complement Willie G Skull Collection Footpegs and Footboard Inserts for a complete look.

### 50600342 Small.

Fits '15-'20 XG models (except XG750A), '14-later XL models with Extended Reach Forward Control Kit P/N 50700030, '93-'17 Dyna models with forward controls, and '84-'17 FX Softail models (except FXSTDSE).

### 50600344 Small.

Fits '18-later FXBR, FXBRS and FL5B models. Also fits '18-later Softail models equipped with Billet Style Rear Brake Lever for Forward Controls P/N 41600218, 41600219 and 41600220.

### 50600343 Large.

Fits '12-'16 FLD, '86-'17 FL Softail and '80-later Touring and Trike models.

### 50600345 Large.

Fits '18-later FL Softail models equipped with rider footboards.



A. WILLIE G SKULL HAND GRIPS – BLACK

## C. WILLIE G SKULL FOOTPEGS – BLACK

Styled to complement Willie G Skull Accessory items, these obsidian black Footpegs feature a raised Willie G Skull and Harley-Davidson Motorcycles script surrounded by rich black rubber for grip and traction. Footpeg rotation is adjustable for position, so your feet ride on the rubber treads whether used as a rider, passenger or highway peg. Kit includes left and right peg.

### 50501288 Black.

Fits models with H-D® male mount-style footpeg supports (except the rider position on '15-later XG, '07-'10 XL883L, '07-later XL883N, XL1200N, XL1200T, XL1200V and XL1200X, '11-later XL1200C, '16-later XL1200CX, '17-later XL1200CP and XL1200CA, '08-'13 XR and '08-'17 FXCW, FXCWC, FXS, FXSB, FXSBSE and FXSE and the rider and passenger position on '18-later Softail models).

### 50501281 Rider Footpegs.

Fits '18-later FL5B, FXBB, FXBBS, FXBR, FXBRS, FXLR, FXLRS and FXST models. Also fits '18 later FLDE, FLHC, FLHCS, FL5L, FLFB and FLFBS models equipped with Footboard To Footpeg Conversion Kit P/N 50501640 and '09-later Touring models equipped with Board-To-Peg Conversion Kit P/N 50501642.

### 50501282 Passenger Footpegs.

Fits passenger position on '20-later LiveWire® and '18-later Softail models.



B. WILLIE G SKULL BRAKE PEDAL PADS – BLACK



WILLIE G SKULL COLLECTION FOOT CONTROLS – BLACK



C. WILLIE G SKULL FOOTPEGS – BLACK (50501288 SHOWN)



C. WILLIE G SKULL FOOTPEGS – BLACK (50501281 SHOWN)



C. WILLIE G SKULL FOOTPEGS – BLACK (50501282 SHOWN)



D. WILLIE G SKULL SHIFTER PEG – BLACK



E. WILLIE G SKULL RIDER FOOTBOARD INSERTS – BLACK, TRADITIONAL STYLE



E. WILLIE G SKULL RIDER FOOTBOARD INSERTS – BLACK, CONTEMPORARY STYLE



E. WILLIE G SKULL PASSENGER FOOTBOARD INSERTS – BLACK, CLASSIC STYLE



E. WILLIE G SKULL RIDER FOOTBOARD INSERTS – BLACK, SWEEP WING STYLE



E. WILLIE G SKULL RIDER FOOTBOARD INSERTS – BLACK, CLASSIC STYLE



E. WILLIE G SKULL PASSENGER FOOTBOARD INSERTS – BLACK, TRADITIONAL STYLE



E. WILLIE G SKULL PASSENGER FOOTBOARD INSERTS – BLACK, CONTEMPORARY STYLE

# CONTROLS 489

Hand & Foot Controls Collection

## D. WILLIE G SKULL SHIFTER PEG – BLACK

Styled to complement the Willie G Skull Collection Foot Controls, this easy-to-install shifter peg can be rotated to a comfortable position and the smooth back protects the toe of your boot from wear while shifting.

### 33600258

Fits all models (except '06-'17 VRSC™ models with forward controls and '08-'13 XR).

## E. WILLIE G SKULL FOOTBOARD INSERTS – BLACK

Drenched in black and styled to match the Willie G Skull Collection Accessories, these footboard inserts retain the cast-in vibration isolation found on Original Equipment footboards. The over-molded rubber provides both comfort and traction while riding. Kit includes right and left insert.

### 50501286 Rider – Swept Wing Style.

Fits '12-'16 FLD and '86-'17 Softail®, '86-later Touring and Trike models equipped with Swept Wing rider footboards.

### 50501287 Rider – Traditional Style.

Fits models with traditional style rider footboards. Does not fit '18-later Softail models.

### 50501284 Rider – Classic Style.

Fits '18-later FL Softail models equipped with classic style rider footboards.

### 50501283 Rider – Contemporary Style.

Fits '18-later FL Softail models equipped with contemporary style rider footboards.

### 50501285 Passenger – Traditional Style.

Fits models equipped with traditional-style passenger footboards. Does not fit '18-later Softail models.

### 50501289 Passenger – Classic Style.

Fits models with classic-style passenger footboards.

### 50501290 Passenger – Contemporary Style.

Fits models with contemporary-style passenger footboards.

Model Family Fitment:

- V-ROD
- SPORTSTER
- DYNA
- SOFTAIL
- TOURING



# 490 CONTROLS

Hand & Foot Controls Collection

## WILLIE G SKULL COLLECTION – CHROME

The deep black rubber pads are set against a brilliant polished and chrome-plated field to yield the dramatic appearance of the Skull Collection.

### A. WILLIE G SKULL HAND GRIPS – CHROME

Contrasting the chrome sinister skull logo surrounded by Harley-Davidson script, the raised rubber pads add positive grip and comfort for the long haul. Easy to install, these grips feature a glueless design that allows removal without damage.

Fits '02-'17 VRSC™, '96-later XL '08-'13 XR, '91-'17 Dyna® (except FXDLS), '96-'15 Softail® (except FLSTNSE, FXSBSE and '11-'12 FLSTSE) and '96-'07 Touring models.

**56751-04** Small 1.3" Diameter.

**56740-04** Medium 1.5" Diameter.

**56741-04** Large 1.6" Diameter.

Fits '20-later LiveWire®, '16-'17 Dyna FXDLS and '16-later Softail models, '11-'12 FLSTSE, '14-'15 FLSTNSE, '13-'14 FXSBSE, '16-'17 FXSE and '08-later Touring (except '18-'19 FLTRXSE) and Trike models.

**56740-08** Medium 1.5" Diameter.

### B. WILLIE G SKULL BRAKE PEDAL PADS – CHROME

Available in two sizes to fit most Harley-Davidson® motorcycles, these easy-to-install brake pedal pads complement Willie G Collection pegs and footboard inserts for a complete look.

**42710-04** Small.

Fits '15-'20 XG models (except XG750A), '14-later XL models with Extended Reach Forward Control Kit P/N 50700030, '93-'17 Dyna models with forward controls, and '84-'17 FX Softail models (except FXSTDSE).

**50600313** Small.

Fits '18-later FXBR, FXBRS and FLSB models. Also fits '18-later Softail models equipped with Billet Style Rear Brake Lever for Forward Controls P/N 41600218, 41600219 and 41600220.

**42711-04** Large.

Fits '12-'16 FLD, '86-'17 FL Softail and '80-later Touring and Trike models.

**50600311** Large.

Fits '18-later FL Softail models equipped with rider footboards.

### C. WILLIE G SKULL FOOTPEGS – CHROME

Footpeg rotation is adjustable for position, so your feet ride on the rubber treads whether used as a rider, passenger or high-way peg. Kit includes left and right peg.

**50370-04**

Fits models with H-D® male mount-style footpeg supports (except the rider position on '15-later XG, '07-'10 XL883L, '07-later XL883N, XL1200N, XL1200T, XL1200V and XL1200X, '11-later XL1200C, '16-later XL1200CX, '17-later XL1200CP and XL1200CA, '18-later XL1200NS and XL1200XS, '08-'13 XR and '08-'17 FXCW, FXCWC, FXS, FXSB, FXSBSE and FXSE and the rider and passenger position on '18-later Softail models).

**50500856** Rider Footpegs.

Fits '18-later FLSB, FXBB, FXBBS, FXBR, FXBRS, FXLR, FXLRS and FXST models. Also fits '18 later FLDE, FLHC, FLHCS, FLFL, FLFB and FLFBS models equipped with Board-To-Peg Conversion Kit P/N 50501640 and '09-later Touring models equipped with Board-To-Peg Conversion Kit P/N 50501642.

**50500858** Passenger Footpegs.

Fits passenger position on '20-later LiveWire® and '18-later Softail models.



A. WILLIE G SKULL HAND GRIPS – CHROME



A. WILLIE G SKULL BRAKE PEDAL PADS – CHROME



WILLIE G SKULL COLLECTION FOOT CONTROLS – CHROME



B. WILLIE G SKULL BRAKE PEDAL PADS – CHROME



C. WILLIE G SKULL FOOTPEGS – CHROME (50370-04 SHOWN)



C. WILLIE G SKULL RIDER FOOTPEGS – CHROME (50500856 SHOWN)



C. WILLIE G SKULL PASSENGER FOOTPEGS – CHROME (50500858 SHOWN)



D. WILLIE G SKULL SHIFTER PEG – CHROME



E. WILLIE G SKULL RIDER FOOTBOARD INSERTS, CHROME – TRADITIONAL STYLE



E. WILLIE G SKULL RIDER FOOTBOARD INSERTS, CHROME – CONTEMPORARY STYLE



E. WILLIE G SKULL PASSENGER FOOTBOARD INSERTS, CHROME – CLASSIC STYLE



E. WILLIE G SKULL RIDER FOOTBOARD INSERTS, CHROME – SWEEP WING STYLE



E. WILLIE G SKULL RIDER FOOTBOARD INSERTS, CHROME – CLASSIC STYLE



E. WILLIE G SKULL PASSENGER FOOTBOARD INSERTS, CHROME – TRADITIONAL STYLE



E. WILLIE G SKULL PASSENGER FOOTBOARD INSERTS, CHROME – CONTEMPORARY STYLE

# CONTROLS 491

Hand & Foot Controls Collection

## D. WILLIE G SKULL SHIFTER PEG – CHROME

This easy-to-install shifter peg can be rotated to a comfortable position and the smooth back protects the toe of your boot from wear while shifting.

**34689-04**

Fits all models (except '06-'17 VRSC™ models with forward controls and '08-'13 XR).

## E. WILLIE G SKULL FOOTBOARD INSERTS – CHROME

Easy-to-install footboard kits retain the Original Equipment cast-in vibration isolation for a fatigue-free ride. Kit includes left and right insert.

**50704-04** Rider – Swept Wing Style.

Fits '12-'16 FLD and '86-'17 Softail®, '86-later Touring and Trike models equipped with Swept Wing-style rider footboards.

**50710-04** Rider – Traditional Style.

Fits models with traditional-style rider footboards. Does not fit '18-later Softail models.

**50500722** Rider – Classic Style.

Fits '18-later FL Softail models equipped with classic style rider footboards.

**50500718** Rider – Contemporary Style.

Fits models with contemporary style rider footboards.

**50713-04** Passenger – Traditional Style.

Fits models equipped with traditional-style passenger footboards.

**50501142** Passenger – Classic Style.

Fits models with classic-style passenger footboards.

**50501145** Passenger – Contemporary Style.

Fits models with contemporary-style passenger footboards.

Model Family Fitment:

- V-ROD
- SPORTSTER
- DYNA
- SOFTAIL
- TOURING

CONTROLS



# 492 CONTROLS

Hand & Foot Controls Collection

## KAHUNA™ COLLECTION HAND AND FOOT CONTROLS – GLOSS BLACK

Understated but powerful, the Kahuna™ Collection Controls feature a gloss black surfaces surrounded by rich, black rubber that provides grip and traction where needed. These gloss black controls are styled to complement other Kahuna Collection Accessories and the Hand Grips and Rider Footboards also feature a rich red Bar & Shield logo.

### A. KAHUNA HAND GRIPS – GLOSS BLACK

**56100332**  
Fits '20-later LiveWire®, '16-'17 Dyna® FXDLS and '16-later Softail® models, '11-'12 FLSTSE, '14-'15 FLSTNSE, '13-'14 FXSBSE, '16-'17 FXSE and '08-later Touring (except '18-'19 FLTRXSE) and Trike models.



A. KAHUNA HAND GRIPS – GLOSS BLACK

### B. KAHUNA FOOTPEGS – GLOSS BLACK

**50501225**  
Fits rider position: '02-'17 VRSC™ models with forward controls (except VRSCDX and VRSCF), '15-'20 XG models (except XG750A), '06-earlier XL, '07-'10 XL883, XL883C, XL883R, XL1200C and XL1200R, '07-'11 XL1200L, '91-'17 Dyna® (except FLD), and '84-'17 Softail models with forward controls (except FXCW, FXCWC, FXS, FXSB or FXBSE). Fits passenger position: all models with H-D® male-mount passenger peg mounts (except '06-earlier VRSC, '03-earlier XL, '05-earlier Dyna and Softail models equipped with Shotgun exhaust). '84-'17 Softail models require separate purchase of Support Kit P/N 50454-09. Does not fit passenger position on '18-later Softail models. Fits highway peg position: all models with frame-mount or engine guard-mount highway pegs (except Whiskers Adjustable Highway Bar P/N 50855-09 and 50865-09).



B. KAHUNA FOOTPEGS – GLOSS BLACK



B./C. KAHUNA FOOTPEG AND SHIFTER PEG – GLOSS BLACK

### C. KAHUNA SHIFTER PEG – GLOSS BLACK

**33600257**  
Fits all models (except '06-'17 VRSC models with forward controls and '08-'13 XR models).



C. KAHUNA SHIFTER PEG – GLOSS BLACK



D. KAHUNA BRAKE PEDAL PAD – GLOSS BLACK

### E. KAHUNA FOOTBOARD KITS – GLOSS BLACK

**50501227** Rider.  
Fits '12-'16 FLD, '86-'17 FL Softail (except FLS, FLSS, FLSTFB, FLSTFBS and FXSE), '86-later Touring (except FLHTCUL and FLHTKL) and '08-later Trike models.

**50501228** Passenger.  
Fits '06-'17 Dyna, '00-later Softail (except FXDRS, FXFB and FXFBS) and '86-later Touring models equipped with passenger footboard supports. Does not fit Trike models.



D. KAHUNA RIDER FOOTBOARDS KIT – GLOSS BLACK



E. KAHUNA PASSENGER FOOTBOARD KIT – GLOSS BLACK

# CONTROLS 493

Hand & Foot Controls Collection

## KAHUNA™ COLLECTION HAND AND FOOT CONTROLS – CHROME

Understated but powerful, the Kahuna™ Collection Controls feature a mirror-like chrome surface surrounded by rich, black rubber that provides grip and traction where needed. These chrome controls are styled to complement other Kahuna Collection Accessories and the Hand Grips and Rider Footboards also feature a rich red Bar & Shield logo.

### F. KAHUNA HAND GRIPS – CHROME

**56100319**  
Fits '20-later LiveWire®, '16-'17 Dyna® FXDLS and '16-later Softail® models, '11-'12 FLSTSE, '14-'15 FLSTNSE, '13-'14 FXSBSE, '16-'17 FXSE and '08-later Touring (except '18-'19 FLTRXSE) and Trike models.



F. KAHUNA HAND GRIPS – CHROME

### G. KAHUNA FOOTPEGS – CHROME

**50501148**  
Fits rider position: '02-'17 VRSC™ models with forward controls (except VRSCDX and VRSCF), '15-'20 XG models (except XG750A), '06-earlier XL, '07-'10 XL883, XL883C, XL883R, XL1200C and XL1200R, '07-'11 XL1200L, '91-'17 Dyna® (except FLD), and '84-'17 Softail models with forward controls (except FXCW, FXCWC, FXS, FXSB or FXBSE). Fits passenger position: all models with H-D® male-mount passenger peg mounts (except '06-earlier VRSC, '03-earlier XL, '05-earlier Dyna and Softail models equipped with Shotgun exhaust). '84-'17 Softail models require separate purchase of Support Kit P/N 50454-09. Does not fit passenger position on '18-later Softail models. Fits highway peg position: all models with frame-mount or engine guard-mount highway pegs (except Whiskers Adjustable Highway Bar P/N 50855-09 and 50865-09).



G. KAHUNA FOOTPEGS – CHROME



G./H. KAHUNA FOOTPEG AND SHIFTER PEG – CHROME

### H. KAHUNA SHIFTER PEG – CHROME

**33600256**  
Fits all models (except '06-'17 VRSC models with forward controls and '08-'13 XR models).



H. KAHUNA SHIFTER PEG – CHROME



I. KAHUNA BRAKE PEDAL PAD – CHROME

### I. KAHUNA BRAKE PEDAL PAD – CHROME

**50600340** Large.  
Fits '12-'16 FLD, '86-'17 FL Softail and '80-later Touring and Trike models.

### J. KAHUNA FOOTBOARD KITS – CHROME

**50501150** Rider.  
Fits '12-'16 FLD, '86-'17 FL Softail (except FLS, FLSS, FLSTFB, FLSTFBS and FXSE), '86-later Touring (except FLHTCUL and FLHTKL) and '08-later Trike models.

**50501151** Passenger.  
Fits '06-'17 Dyna, '00-later Softail (except FXDRS, FXFB and FXFBS) and '86-later Touring models equipped with passenger footboard supports. Does not fit Trike models.



J. KAHUNA RIDER FOOTBOARDS KIT – CHROME



J. KAHUNA PASSENGER FOOTBOARD KIT – CHROME

Model Family Fitment:

- V-ROD
- SPORTSTER
- DYNA
- SOFTAIL
- TOURING



# 494 CONTROLS

Hand & Foot Controls Collection

## EDGE CUT COLLECTION

Live your life on the edge. The Edge Cut Collection features a crisp anodized finish that is machined to expose the highlights of raw aluminum. The contrasting cut back look makes a powerful visual statement and works great with both traditional and contemporary customizing styles.

### A. EDGE CUT HAND GRIPS

The hand grips are a comfortable 1.5" diameter and the machined slots and narrow rubber bands offer plenty of traction, with or without gloves. Glueless design permits removal for servicing without damage.

#### 56100083

Fits '15-'20 XG models (except XG750A).

#### 57454-10

Fits '02-'17 VRSC™, '96-later XL, '08-'13 XR, '91-'17 Dyna® (except FXDLS), '96-'15 Softail® (except FLSTNSE, FXSBSE and '11-'12 FLSTSE) and '96-'07 Touring models.

#### 57457-10

Fits '20-later LiveWire®, '16-'17 Dyna FXDLS and '16-later Softail models, '11-'12 FLSTSE, '14-'15 FLSTNSE, '13-'14 FXSBSE, '16-'17 FXSE and '08-later Touring (except '18-'19 FLTRXSE) and Trike models.

### B. EDGE CUT BRAKE PEDAL PADS

Available in two sizes, the brake pedal pads feature deep surface grooves and narrow rubber bands for traction during application.

#### 42847-10 Small.

Fits '15-'20 XG models (except XG750A), '14-later XL models with Extended Reach Forward Control Kit P/N 50700030, '93-'17 Dyna models with forward controls, and '84-'17 FX Softail models (except FXSTDSE).

#### 50600317 Small.

Fits '18-later FXBR, FXBRS and FLBS models. Also fits '18-later Softail models equipped with Billet Style Rear Brake Lever for Forward Controls P/N 41600218, 41600219 and 41600220.

#### 41449-10 Large.

Fits '12-'16 FLD, '86-'17 FL Softail and '80-later Touring and Trike models.

#### 50600318 Large.

Fits '18-later FL Softail models equipped with rider footboards.

### C. EDGE CUT FOOTPEGS AND SHIFTER PEG

The slim footpeg design allows a comfortable pivot point and the wide surface and narrow rubber bands hold your boots firmly in place.

#### 1. 49312-10 Footpegs.

Fits models with H-D® male mount-style footpeg supports (except the rider position on '17-later XG750A, '07-'10 XL883L, '07-later XL883N, XL1200N, XL1200T, XL1200V and XL1200X, '11-later XL1200C, '16-later XL1200CX, '18-later XL1200NS and XL1200XS, '08-'13 XR and '08-'17 FXCW, FXCWC, FXS, FXSB, FXSBSE, FXSE and the rider and passenger position on '18-later Softail models).

#### 2. 50500030 Footpegs with Styled Wear Peg.

Fits '11-later XL883L and XL1200C, '16-later XL1200CX, '12-'16 XL1200V, '10-later XL1200X, '18-later XL1200XS, '14-later XL models equipped with Extended Reach Forward Control Conversion Kit P/N 50700030, '08-'11 FXCW and FXCWC, '11-later FXS and FXSB, and '16-later FXSE models. Does not fit '15-later XG models.

#### 3. 50500967 Rider Footpegs with Removable Wear Peg.

Fits rider position on '18-'20 FXBR and FXBRS models. Also fits '18 later FLDE, FLHC, FLHCS, FLSL, FLFB and FLFBS models equipped with Footboard To Footpeg Conversion Kit P/N 50501640 and '09-later Touring models equipped with Board-To-Peg Conversion Kit P/N 50501642.

#### 4. 50500851 Rider Footpegs.

Fits rider position on '18-later FLBS, FXBB, FXBBS, FXLR, FXLRS and FXST models.

#### 5. 50500857 Passenger Footpegs.

Fits passenger position on '21-later Pan America, '20-later LiveWire and '18-later Softail models.

#### 6. 34671-10 Shifter Peg.

Fits all models (except '06-'17 VRSC models with forward controls and '08-'13 XR).



A. EDGE CUT HAND GRIPS



A. EDGE CUT HAND GRIPS



B. EDGE CUT BRAKE PEDAL PADS



C. EDGE CUT FOOTPEGS & SHIFTER PEG



D. EDGE CUT RIDER FOOTBOARD INSERTS – TRADITIONAL STYLE (SHOWN WITH LARGE EDGE CUT BRAKE PEDAL PAD)



D. EDGE CUT PASSENGER FOOTBOARD INSERTS – TRADITIONAL STYLE



D. EDGE CUT PASSENGER FOOTBOARD INSERTS – CLASSIC STYLE



D. EDGE CUT RIDER FOOTBOARD INSERTS – CLASSIC STYLE



D. EDGE CUT PASSENGER FOOTBOARD INSERTS – CONTEMPORARY STYLE

# CONTROLS 495

Hand & Foot Controls Collection

## D. EDGE CUT FOOTBOARD INSERT KITS

Machined from billet aluminum, these footboard inserts retain the cast-in vibration isolation found on Original Equipment footboards. The over-molded rubber provides both comfort and traction while riding. Kit includes right and left insert.

#### 54187-10 Rider – Traditional Style.

Fits models with traditional-style rider footboards. Does not fit '18-later Softail® models.

#### 50500729 Rider – Classic Style.

Fits '18-later FL Softail models equipped with classic style rider footboards.

#### 54196-10 Passenger – Traditional Style.

Fits models equipped with traditional-style passenger footboards.

#### 50501143 Passenger – Classic Style.

Fits models with classic-style passenger footboards.

#### 50501146 Passenger – Contemporary Style.

Fits models with contemporary-style passenger footboards.

### Model Family Fitment:

- V-ROD
- SPORTSTER
- DYNA
- SOFTAIL
- TOURING



# 496 CONTROLS

Hand & Foot Controls Collection

## AIRFLOW COLLECTION – GLOSS BLACK

Defined by a sleek surround, the deep hockey-stick groove and the smooth rubber traction strips, this delta wing-inspired collection is the perfect match for your high-profile street machine. The rich black high-grip surfaces are divided by a deep channel that draws your eye from the leading to the trailing edge.

### A. AIRFLOW HAND GRIPS – GLOSS BLACK

Wrap your fingers around the gloss black ridge for a sweet tactile feel. These grips combine a traction-grip crosshatch rubber surface with a comfortable 1.6" diameter for excellent control in wet or dry weather. The easy-to-install glueless design allows you to remove the grips for service without damage.

#### 56100218

Fits '20-later LiveWire®, '16-'17 Dyna® FXDLs and '16-later Softail® models, '11-'12 FLSTSE, '14-'15 FLSTNSE, '13-'14 FXSBSE, '16-'17 FXSE and '08-later Touring (except '18-'19 FLTRXSE) and Trike models.

#### 56100356

Fits '02-'17 VRSC™, '96-later XL, '08-'13 XR, '96-'17 Dyna (except FXDLs), '95-'15 Softail (except FLSTNSE, FLSTSE and FXSBSE and '11-'12 FLSTSE) '96-'07 Touring models.

### B. AIRFLOW FOOTPEGS – GLOSS BLACK

These footpegs are adjustable for position and feature a rectangular shape and a raised rubber surface for foot support and traction whether used as a rider, passenger or highway peg.

#### 50500717

Fits models with H-D® male mount-style footpeg supports (except the rider position on '17-later XG750A, '07-'10 XL883L, '07-later XL883N, XL1200N, XL1200V and XL1200X, '11-later XL1200C and XL1200T, '18-later XL1200NS and XL1200XS, '08-'13 XR, and '08-'17 FXCW, FXCWC, FXS, FXSB, FXSBSE and FXSE and the rider and passenger position on '18-later Softail models).

### C. AIRFLOW SHIFTER PEG – GLOSS BLACK

This simple-to-install Shifter Peg complements the sweeping design of the Airflow Collection footpegs and footboards. Rotation is adjustable for comfortable shifting, and the rubber back protects the top of your boot while downshifting.

#### 33600154

Fits all models (except '06-'17 VRSC models with forward controls, '17-'20 XG750A and '08-'13 XR).

### D. AIRFLOW BRAKE PEDAL PAD – GLOSS BLACK

The Airflow Brake Pedal Pad features curving gloss black surrounding a deep black rubber pad, accented with a deep center groove. Easy to install, this brake pedal pad complements the Airflow Collection for a complete custom look.

#### 50600232 Small.

Fits '15-'20 XG models (except XG750A), '14-later XL models with Extended Reach Forward Control Kit P/N 50700030, '93-'17 Dyna models with forward controls, and '84-'17 FX Softail models (except FXSTDSE).

#### 50600338 Large.

Fits '12-'16 FLD, '86-'17 FL Softail and '80-later Touring and Trike models.

### E. AIRFLOW FOOTBOARD KITS – GLOSS BLACK

Comfortable and stylish, these fighter-wing shaped footboards add an elegant finish to your ride. The complete kit includes gloss black delta wing-shaped footboard pans with vibration-isolated inserts for a fatigue-free ride. The black rubber pads feature a deep embossed Bar & Shield logo and rear-sweeping traction grooves.

#### 50501265 Rider.

Fits '12-'16 FLD, '86-'17 FL Softail (except FLS, FLSS, FLSTFB, FLSTFBS and FXSE), '86-later Touring (except FLHTCUL and FLHTKL) and '08-later Trike models.

#### 50501266 Passenger.

Fits '06-'17 Dyna, '18-later Softail (except FXDRS, FXFB and FXFBS) and '86-later Touring models equipped with passenger footboard supports. Does not fit Trike models.



A. AIRFLOW HAND GRIPS – GLOSS BLACK



B. AIRFLOW FOOTPEGS – GLOSS BLACK (SHOWN WITH SMALL AIRFLOW BRAKE PEDAL PAD)



B./C. AIRFLOW FOOTPEG & SHIFTER PEG – GLOSS BLACK



C. AIRFLOW SHIFTER PEG – GLOSS BLACK



D. AIRFLOW BRAKE PEDAL PAD – GLOSS BLACK



E. AIRFLOW RIDER FOOTBOARD KIT – GLOSS BLACK (SHOWN WITH LARGE AIRFLOW BRAKE PEDAL PAD)



E. AIRFLOW PASSENGER FOOTBOARD KIT – GLOSS BLACK



F. AIRFLOW HAND GRIPS – CHROME



G. AIRFLOW FOOTPEGS – CHROME (SHOWN WITH SMALL AIRFLOW BRAKE PEDAL PAD)



G./H. AIRFLOW FOOTPEG & SHIFTER PEG – CHROME



H. AIRFLOW SHIFTER PEG – CHROME



I. AIRFLOW BRAKE PEDAL PAD – CHROME



J. AIRFLOW RIDER FOOTBOARD KIT – CHROME (SHOWN WITH LARGE AIRFLOW BRAKE PEDAL PAD)



J. AIRFLOW PASSENGER FOOTBOARD KIT – CHROME

# CONTROLS 497

Hand & Foot Controls Collection

## AIRFLOW COLLECTION – CHROME

Defined by a brilliant chrome border and smooth rubber traction strips, this delta wing-inspired collection is the perfect match for your high-profile street machine. The rich black surfaces are divided by a deep mirror-finished groove that draws your eye from the leading to the trailing edge.

### F. AIRFLOW HAND GRIPS – CHROME

Wrap your fingers around the chrome ridge for a sweet tactile feel. These grips combine a traction-grip crosshatch rubber surface with a comfortable 1.6" diameter for excellent control in wet or dry weather. The easy-to-install glueless design allows you to remove the grips for service without damage.

#### 56100112

Fits '02-'17 VRSC™, '96-later XL, '08-'13 XR, '96-'17 Dyna® (except FXDLs), '95-'15 Softail® (except FLSTNSE, FLSTSE and FXSBSE and '11-'12 FLSTSE) '96-'07 Touring models.

#### 56100108

Fits '20-later LiveWire®, '16-'17 Dyna FXDLs and '16-later Softail models, '11-'12 FLSTSE, '14-'15 FLSTNSE, '13-'14 FXSBSE, '16-'17 FXSE and '08-later Touring (except '18-'19 FLTRXSE) and Trike models.

### G. AIRFLOW FOOTPEGS – CHROME

These footpegs are adjustable for position and feature a rectangular shape and a raised rubber surface for foot support and traction whether used as a rider, passenger or highway peg.

#### 50500435

Fits models with H-D® male mount-style footpeg supports (except the rider position on '17-later XG750A, '07-'10 XL883L, '07-later XL883N, XL1200N, XL1200T, XL1200V and XL1200X, '11-later XL1200C, '16-later XL1200CX, '18-later XL1200NS and XL1200XS, '08-'13 XR and '08-'17 FXCW, FXCWC, FXS, FXSB, FXSBSE, FXSE and the rider and passenger position on '18-later Softail models).

### H. AIRFLOW SHIFTER PEG – CHROME

This simple-to-install Shifter Peg complements the sweeping design of the Airflow Collection footpegs and footboards. Rotation is adjustable for comfortable shifting, and the rubber back protects the top of your boot while downshifting.

#### 33600075

Fits all models (except '06-'17 VRSC™ models with forward controls, '17-'20 XG750A and '08-'13 XR models).

### I. AIRFLOW BRAKE PEDAL PAD – CHROME

The Airflow Brake Pedal Pad features curving chrome surrounding a deep black rubber pad, accented with a deep center groove. Easy to install, this brake pedal pad complements the Airflow Collection for a complete custom look.

#### 50600165 Small.

Fits '15-'20 XG models (except XG750A), '14-later XL models with Extended Reach Forward Control Kit P/N 50700030, '93-'17 Dyna models with forward controls, and '84-'17 FX Softail models (except FXSTDSE).

#### 50600159 Large.

Fits '12-'16 FLD, '86-'17 FL Softail, '80-later Touring and Trike models.

### J. AIRFLOW FOOTBOARD KITS – CHROME

Comfortable and stylish, these fighter-wing shaped footboards add an elegant finish to your ride. The complete kit includes chrome delta wing-shaped footboard pans with vibration-isolated inserts for a fatigue-free ride. The black rubber pads feature a deep embossed Bar & Shield logo and rear-sweeping traction grooves.

#### 50500436 Rider.

Fits '12-'16 FLD, '86-'17 FL Softail (except FLS, FLSS, FLSTFB, FLSTFBS and FXSE), '86-later Touring (except FLHTCUL and FLHTKL) and '08-later Trike models.

#### 50500437 Passenger.

Fits '06-'17 Dyna, '18-later Softail (except FXDRS, FXFB and FXFBS) and '86-later Touring models equipped with passenger footboard supports. Does not fit Trike models.

Model Family Fitment:

- V-ROD
- SPORTSTER
- DYNA
- SOFTAIL
- TOURING



# 498 CONTROLS

Hand & Foot Controls Collection

## STREAMLINER COLLECTION – CHROME

Inspired by the art-deco designs of the Streamliner era, this collection reflects the simple lines and shapes that still remain contemporary today. The rich black rubber features three raised chrome tri-line bands for contrast and a rich chrome surround to finish the look.

### A. STREAMLINER HAND GRIPS – CHROME

Complement the Streamliner look with these matching grips. The rich black rubber provides a positive grip while riding and the chrome tri-line design will provide just the right touch of chrome.

**56100048**

Fits '20-later LiveWire®, '16-'17 Dyna® FXDLS and '16-later Softail® models, '11-'12 FLSTSE, '14-'15 FLSTNSE, '13-'14 FXSBSE, '16-'17 FXSE and '08-later Touring (except '18-'19 FLTRXSE) and Trike models.

### B. STREAMLINER RIDER FOOTPEGS – CHROME

Complete the streamlined look with Streamliner Footpegs. Kit includes left and right footpegs.

**50211-04**

Fits rider positions on '03-earlier XL models with mid controls and '05-earlier Dyna models with mid controls. Fits all models in passenger and highway peg positions.

**Shown with:**

#### STREAMLINER SHIFTER PEG

Complement the streamlined footpegs and footboards with this simple-to-install Shifter Peg.

**34967-04**

Fits all models (except '06-'17 VRSC™ models with forward controls and '08-'13 XR models).

### C. STREAMLINER BRAKE PEDAL PAD

Complement the streamlined footpegs and footboards with this simple-to-install Brake Pedal Pad. The chrome frame surrounds a black rubber pad accented with three polished bands for style and grip.

**42712-04** Large.

Fits '12-'16 FLD, '86-'17 FL Softail and '80-later Touring and Trike models.

### D. STREAMLINER RIDER FOOTBOARD KIT

Add the sleek sweeping footboard design from the Street Glide® model to your Touring bike. Kit includes vibration-isolation footboard pads with three polished bands, and the complete chrome-plated pans that easily bolt in place of the Original Equipment footboards.

**50631-04**

Fits '12-'16 FLD and '86-'17 FL Softail (except FLS, FLSS, FLSTFB and FLSTFBS), Touring and Trike models (except FLHTCUL and FLHTKL).

### E. STREAMLINER PASSENGER FOOTBOARD INSERT KIT – SWEEP WING SHAPE

Styled to match the Street Glide model's Original Equipment Streamliner Rider Footboards. Featuring vibration-isolation rubber inserts with three polished bands, this insert is designed to fit the Swept Wing shape passenger footboard pan. Kit includes left and right side insert.

**50420-05**

Fits '06-'17 Dyna, '00-later Softail (except FXDRS, FXFB and FXFBS) and '86-later Touring models equipped with Swept Wing-shaped passenger footboards. Does not fit Trike models. If installed on models equipped with Passenger Footboard Support kit P/N 50399-07A, footboards will not remain in flipped up position.



A. STREAMLINER HAND GRIPS



B. STREAMLINER FOOTPEGS AND SHIFTER PEG



C. STREAMLINER BRAKE PEDAL PAD



D. STREAMLINER RIDER FOOTBOARD KIT (SHOWN WITH BRAKE PEDAL PAD AND FOOTPEG KIT)



E. STREAMLINER PASSENGER FOOTBOARD INSERTS – SWEEP WING SHAPE



F. STREAMLINER HAND GRIPS – BLACK



G. STREAMLINER RIDER FOOTPEGS – BLACK



H. STREAMLINER SHIFTER PEG – BLACK



I. STREAMLINER BRAKE PEDAL PAD – BLACK



J. STREAMLINER RIDER FOOTBOARDS – BLACK



K. STREAMLINER PASSENGER FOOTBOARDS AND MOUNT KIT– BLACK



L. STREAMLINER PASSENGER FOOTBOARD INSERT KIT– BLACK

# CONTROLS 499

Hand & Foot Controls Collection

## STREAMLINER COLLECTION - BLACK

Inspired by the curved forms and long, horizontal lines of Streamline Moderne architecture, the Black Streamliner™ Collection takes a contemporary spin on this classic Harley-Davidson style. Featuring polished chrome bands surrounded by a sea of rich black, the Black Streamliner Collection adds a dark and aerodynamic look to your bike.

### F. STREAMLINER HAND GRIPS – BLACK

Complement the Streamliner look with these matching grips. The rich black rubber provides a positive grip when riding and the chrome tri-lines add just the right touch of brightness.

**56100411**

Fits '20-later LiveWire®, '16-'17 Dyna® FXDLS and '16-later Softail® models, '14-'15 FLSTNSE, '11-'12 FLSTSE, '13-'14 FXSBSE and '08-later Touring (except '18-later FLTRXSE) and Trike models.

### G. STREAMLINER RIDER FOOTPEGS – BLACK

Complete the streamlined look with Streamliner Footpegs. Includes left and right footpegs.

**50501800**

Fits rider positions on '03-earlier XL models with mid controls and '05-earlier Dyna models with mid-controls. Fits all models in passenger and highway peg position.

### H. STREAMLINER SHIFTER PEG – BLACK

Complement the black Streamliner Footpegs and Footboards with this simple-to-install Shifter Peg.

**33600313**

Fits all models (except '06-'17 VRSC™ models with forward controls and Matte Black '08-'13 XR models).

### I. STREAMLINER BRAKE PEDAL PAD – BLACK

Complement the Streamliner footpegs and footboards with this simple-to-install Brake Pedal Pad. The gloss black frame surrounds a black rubber pad accented with three polished chrome bands for style and grip.

**50600417**

Fits '12-'16 FLD, '86-'17 FL Softail and '80-later Touring and Trike models.

### J. STREAMLINER™ RIDER FOOTBOARDS – BLACK

Inspired by the sleek and sweeping footboard design from the Street Glide® model, these Rider Footboards add a clean yet striking look to your bike. Kit includes vibration-isolation footboard pads with three polished chrome bands, and the complete gloss black pans that easily bolt in place of the Original Equipment footboards.

**50501801**

Fits '12-'16 FLD and '86-'17 FL Softail® (except FLS, FLSS, FLSTFB and FLSTFBS), '86-later Touring (except FLHTCUL and FLHTKL) and Trike models.

### K. STREAMLINER PASSENGER FOOTBOARD AND MOUNT KIT – BLACK

Designed for convenient bolt-on installation, the complete kit includes gloss black aluminum footboards, rubber pads, mounting hardware and passenger footboard supports.

**50501819**

Fits '93-later Touring models. Does not fit Trike models.

### L. STREAMLINER COLLECTION PASSENGER FOOTBOARD INSERT KIT – BLACK

Featuring vibration-isolation rubber inserts with three polished chrome bands, this insert is designed to fit the Swept Wing shaper passenger footboard pan. Kit includes left and right insert.

**50501796**

Fits '06-'17 Dyna, '00-later Softail (except FXFB, FXFBS and FXDRS) and '86-later Touring models equipped with Swept Wing-shaped passenger footboards. Does not fit Trike models. If installed on models equipped with Passenger Footboard Support kit P/N 50399-07A, footboards will not remain in flipped up position.

Model Family Fitment:

- V-ROD
- SPORTSTER
- DYNA
- SOFTAIL
- TOURING



# 500 CONTROLS

Hand & Foot Controls Collection

## A. RIDE FREE COLLECTION HAND GRIPS

This collection celebrates our liberty to enjoy the freedom of the open road, and calls us all to explore, discover and unite with our love of motorcycling. Inspired by Willie G. Davidson's famous phrase, this collection continues on that tradition. A unique way to celebrate a legend and display your pride in owning an American icon. The comfortable 1.5" diameter grips are easy to install and incorporate a glueless design that allows you to remove the grips for service without damage.

**56100379**  
Fits '02-'17 VRSC™, '96-later XL, '08-'13 XR, '96-'17 Dyna® (except FXDLS), '95-'15 Softail® (except FLSTNSE, FLSTSE and FXSBSE and '11-'12 FLSTSE) '96-'07 Touring models.

**56100378**  
Fits '20-later LiveWire®, '16-'17 Dyna FXDLS and '16-later Softail models, '11-'12 FLSTSE, '14-'15 FLSTNSE, '13-'14 FXSBSE, '16-'17 FXSE and '08-later Touring (except '18-'19 FLTRXSE) and Trike models.

## B. RIDE FREE COLLECTION FOOTBOARD INSERTS

This collection celebrates our liberty to enjoy the freedom of the open road, and calls us all to explore, discover and unite with our love of motorcycling. Inspired by Willie G. Davidson's famous phrase, these footboards and footboard inserts feature a stylish and practical rubber and chrome design with the Ride Free logo and classic Harley-Davidson branding. A unique way to celebrate a legend and display your pride in owning an American icon.

**Rider**  
**50501396** Traditional Style.  
Fits models with traditional-style rider footboards. Does not fit '18-later Softail models.

**50501398** Classic Style.  
Fits '18-later FL Softail models equipped with classic style rider footboards.

**50501400** Contemporary Style.  
Fits '18-later FL Softail models equipped with contemporary-style rider footboards.

**50501401** Swept Wing.  
Fits '12-'16 FLD and '86-'17 Softail, '86-later Touring and Trike models equipped with Swept Wing rider footboards.

**Passenger**  
**50501397** Passenger – Traditional Style.  
Fits models equipped with traditional-style passenger footboards.

**50501399** Passenger – Classic Style.  
Fits models with classic-style passenger footboards.

**50501402** Passenger – Contemporary Style.  
Fits models with contemporary-style passenger footboards.

**50501403** Passenger – Swept Wing.  
Fits '06-'17 Dyna, '00-later Softail (except FXDRS, FXFB and FXFBS) and '86-later Touring models equipped with Swept Wing-shaped passenger footboards. Does not fit Trike models. If installed on models equipped with Passenger Footboard Support Kit P/N 50399-07A, footboards will not remain in flipped up position.



A. RIDE FREE HAND GRIPS



F. CHROME AND RUBBER HAND GRIPS




B. RIDE FREE FOOTBOARD INSERTS – TRADITIONAL STYLE



B. RIDE FREE FOOTBOARD INSERTS – CLASSIC STYLE



G. CHROME AND RUBBER CUSTOM FOOTPEGS AND SHIFTER PEG



H. CHROME AND RUBBER BRAKE PEDAL PADS



B. RIDE FREE FOOTBOARD INSERTS – CONTEMPORARY STYLE



B. RIDE FREE FOOTBOARD INSERTS – SWEEP WING



I. CHROME AND RUBBER RIDER FOOTBOARD INSERTS – TRADITIONAL SHAPE (SHOWN WITH BRAKE PEDAL PAD)



I. CHROME AND RUBBER PASSENGER FOOTBOARD INSERTS – TRADITIONAL SHAPE

# CONTROLS 501

Hand & Foot Controls Collection

## CHROME AND RUBBER COLLECTION

Chrome and rubber both have their distinct places in the world of motorcycle styling. It seemed natural to bring the two together to create this unique collection.

## F. CHROME AND RUBBER HAND GRIPS

Designed to match the Chrome and Rubber Footboard Inserts and Brake Pedal Pads, these grips are made from an injected rubber molding process that combines chromed steel and durable rubber.

Fits '02-'17 VRSC™, '96-later XL, '08-'13 XR, '91-'17 Dyna® (except FXDLS), '96-'15 Softail® (except FLSTNSE, FXSBSE and '11-'12 FLSTSE) and '96-'07 Touring models.

**56246-96A** Small.

**56263-96A** Large.

Fits '20-later LiveWire®, '16-'17 Dyna FXDLS and '16-later Softail models, '11-'12 FLSTSE, '14-'15 FLSTNSE, '13-'14 FXSBSE, '16-'17 FXSE and '08-later Touring (except '18-'19 FLTRXSE) and Trike models.

**56246-08** Small.

**56263-08** Large.

## G. CHROME AND RUBBER CUSTOM FOOTPEGS AND SHIFTER PEG

Fits models with H-D® male mount-style footpeg supports (except the rider position on FXCW, FXCWC, FXS, FXSB, FXSBSE and FXSE, '15-latter XG, '06-'17 Dyna, '03-later Sportster®, and '18-later Softail models).

**50500-03** Oversize.

Fits models in passenger and highway peg positions. Does not fit the rider and passenger position for '18-later Softail models.

**50130-95A** Large.

**50131-95A** Small.

Fits all models (except '06-'17 VRSC™ models with forward controls and '08-'13 XR).

**34608-95** Shifter Peg.

## H. CHROME AND RUBBER BRAKE PEDAL PADS

**42478-95** Large.  
Fits '12-'16 FLD, '86-'17 FL Softail and '80-later Touring and Trike models.

**42476-95** Small.  
Fits '15-'20 XG models (except XG750A), '14-later XL models with Extended Reach Forward Control Kit P/N 50700030, '93-'17 Dyna models with forward controls, and '84-'17 FX Softail models (except FXSTDSE).

## I. CHROME AND RUBBER FOOTBOARD INSERTS

**50176-95** Rider – Traditional Shape.  
Fits '12-'16 FLD and '86-'17 FL Softail, and '86-later Touring and Trike models equipped with traditional-shaped rider footboards.

**50177-95** Passenger – Traditional Shape.  
Fits models equipped with traditional-shaped passenger footboards.

Model Family Fitment:

V-ROD   
  SPORTSTER   
  DYNA  
 SOFTAIL   
  TOURING



# 502 CONTROLS

Hand & Foot Controls Collection

## BRASS COLLECTION

The authentic alternative to the typical chrome-covered or blacked-out look, the Harley-Davidson® Brass Collection delivers a warm, handcrafted look to your custom ride. These minimalist living finish components make a garage-built styling statement and are the ideal addition to your stripped-down bobber or café motorcycle. Artistically manufactured from solid brass, these components feature a natural antique finish that will age and patina when exposed to the elements. Unlike bright polished and plated brass trim, these heritage-finished components are subtle additions to your ride and don't compete for attention with the rest of the bike. Brass Collection components are factory treated with wax to slow the aging process, and are shipped with cleaning and care instructions.

### A. BRASS COLLECTION HAND GRIPS

These rich natural brass 1.5" diameter grips are easy to install, and feature a glueless design that allows you to remove the grips for service without damage.

#### 56100133 Hand Grips.

Fits '20-later LiveWire®, '16-'17 Dyna® FXDLS and '16-later Softail® models, '11-'12 FLSTSE, '14-'15 FLSTNSE, '13-'14 FXSBSE, '16-'17 FXSE and '08-later Touring (except '18-'19 FLTRXSE) and Trike models.

### B. BRASS COLLECTION SHIFTER PEG

Shifter peg features a lateral ribbed design and a flared endcap to complement the Brass Collection footpegs.

#### 33600093 Shifter Peg.

Fits all models (except '06-'17 VRSC™ models with forward controls and '08-'13 XR models).

### C. BRASS COLLECTION BRAKE PEDAL PAD

Cast from solid brass, this natural finish brake pedal features three ribs stretched across the block-shaped surface.

#### 50600169 Brake Pedal Pad – Small.

Fits '15-'20 XG models, '14-later XL models with Extended Reach Forward Control Kit P/N 50700030, '93-'17 Dyna models with forward controls, and '84-'17 FX Softail models (except FXSTDSE). Also fits '18-later FXBR, FXBRS and FLSB models and '18-later Softail models equipped with Billet Style Rear Brake Lever for Forward Controls P/N 41600218, 41600219 and 41600220.




A. BRASS COLLECTION HAND GRIPS



A. BRASS COLLECTION HAND GRIPS



B./C. BRASS COLLECTION SHIFTER PEG AND BRAKE PEDAL PAD




B. BRASS COLLECTION SHIFTER PEG



C. BRASS COLLECTION BRAKE PEDAL PAD



D. BRASS COLLECTION FOOTPEGS



D. BRASS COLLECTION FOOTPEGS WITH STYLED WEAR PEG – FORWARD CONTROLS (50500482 SHOWN)



D. BRASS COLLECTION FOOTPEGS – RIDER (50500709 SHOWN)



D. BRASS COLLECTION FOOTPEGS – FORWARD CONTROL RIDER/HIGHWAY (50500988 SHOWN)



D. BRASS COLLECTION FOOTPEGS – MID CONTROLS/PASSENGER (50500787 SHOWN)



D. BRASS COLLECTION FOOTPEGS – PASSENGER (50500781 SHOWN)

# CONTROLS 503

Hand & Foot Controls Collection

## D. BRASS COLLECTION FOOTPEGS

Shaped for correct foot position on specific models, these heavyweight solid brass footpegs feature three raised ribs and a mushroom end to keep your boot in place.

### 50500988 Footpegs – Forward Control Rider/Highway.

Fits models with forward control H-D® male mount-style footpeg supports (except the rider position on '15-later XG, '07-'10 XL883L, '07-later XL883N, XL1200N, XL1200T, XL1200V and XL1200X, '11-later XL1200C, '16-later XL1200CX, '17 XL1200CP and XL1200CA, '18-later XL1200NS and XL1200XS, '08-'13 XR and '08-'17 FXCW, FXCWC, FXS, FXSB, FXSBSE and FXSE and rider and passenger position on '18-later Softail® models).

### 50500482 Footpegs with Styled Wear Peg – Forward Controls.

Fits '11-'18 XL1200C, '12-'16 XL1200V, '10-later XL1200X, '18-later XL1200XS, '14-later XL models with Extended Reach Forward Control Conversion Kit P/N 50700030, '08-'11 FXCW, FXCWC and '11-'17 FXS, FXSB, and '16-'17 FXSE.

### 50500787 Footpegs – Mid Controls/Passenger.

Fits models with mid-control H-D male mount-style footpeg supports (except the rider position on '07-'10 XL883L, '07-later XL883N, XL1200N, XL1200T, XL1200V and XL1200X, '11-later XL1200C, '16-later XL1200CX '18-later XL1200NS and XL1200XS, and '08-'13 XR, '08-'17 FXCW, FXCWC, FXS, FXSB, FXSBSE and FXSE, and rider and passenger position on '18-later Softail® models).

### 50500709 Rider Footpegs.

Fits rider position on '18-later FLSB, FXBB, FXBBS, FXLR, FXLRS and FXST models.

### 50500781 Passenger Footpegs.

Fits passenger position on '20-later LiveWire® and '18-later Softail models.

#### Model Family Fitment:

- V-ROD
- SPORTSTER
- DYNA
- SOFTAIL
- TOURING

CONTROLS



# 504 CONTROLS

Hand & Foot Controls Collection

## DIAMOND BLACK COLLECTION

Shroud your bike in mystery. This blacked-out hand and foot control collection features distinctive knurled surfaces that expose the raw billet aluminum for a dramatic contrast. Designed to age and “break in” like a pair of comfortable stone-washed jeans, the satin black finish will complement both high-gloss and denim paint colors. The narrow rubber bands and the knurled surfaces provide a positive grip.

### A. DIAMOND BLACK HAND GRIPS

Hand grips are a comfortable diameter and feature glueless installation that can be easily removed for service without damage.

**56100142** Fits '15-'20 XG models (except XG750A).

**56405-08** Fits '02-'17 VRSC™, '96-later XL '08-'13 XR, '91-'17 Dyna® (except FXDLS), '96-'15 Softail® (except FLSTNSE, FXSBSE and '11-'12 FLSTSE) and '96-'07 Touring models.

**56746-08** Fits '20-later LiveWire®, '16-'17 Dyna FXDLS and '16-later Softail models, '11-'12 FLSTSE, '14-'15 FLSTNSE, '13-'14 FXSBSE, '16-'17 FXSE and '08-later Touring (except '18-'19 FLTRXSE) and Trike models.

### B. DIAMOND BLACK FOOTPEGS AND SHIFTER PEG

The slim footpeg design allows a comfortable pivot point and the wide surface and large diameter end cap keep your boot in place.

**1. 50113-10** Footpegs – Large Diameter. Fits models with H-D® male mount-style footpeg supports (except the rider position on '15-later XG, '07-'10 XL883L, '07-later XL883N, XL1200N, XL1200T, XL1200V and XL1200X, '11-later XL1200C, '16-later XL1200CX, '17-later XL1200CP and XL1200CA, '18-later XL1200NS and XL1200XS, '08-'13 XR and '08-'17 FXCW, FXCWC, FXS, FXSB, FXSBSE, FXSE and the rider and passenger position on '18-later Softail models).

**2. 50911-08A** Footpegs – Small Diameter. Fits models with H-D male mount-style footpeg supports (except the rider position on '17-later XG750A, '07-'10 XL883L, '07-later XL883N, XL1200N, XL1200T, XL1200V and XL1200X, '11-later XL1200C, '16-later XL1200CX, '17-later XL1200CP and XL1200CA, '08-'13 XR and '08-'17 FXCW, FXCWC, FXS, FXSB, FXSBSE and FXSE and the rider and passenger position on '18-later Softail models).

**3. 50695-08A** Footpegs with Wear Peg. Fits '17-'20 XG750A, '07-'10 XL883L, '07-later XL883N, XL1200N, XL1200T and XL1200CA, '18-later XL1200NS and '08-'13 XR models.

**4. 50500035** Footpegs with Styled Wear Peg. Fits '11-later XL883L and XL1200C, '16-later XL1200CX, '12-'16 XL1200V, '10-later XL1200X, '18-later XL1200XS, '14-later XL models equipped with Extended Reach Forward Control Conversion Kit P/N 50700030, '08-'11 FXCW and FXCWC, '11-'17 FXS and FXSB, and '16-'17 FXSE models.

**5. 34690-08** Shifter Peg. Fits all models (except '06-'17 VRSC models with forward controls and '08-'13 XR).

### C. DIAMOND BLACK BRAKE PEDAL PADS

Available in two sizes, these brake pedal pads complete the clean, custom black billet look.

**41850-08** Small. Fits '15-'20 XG models (except XG750A), '14-later XL models with Extended Reach Forward Control Kit P/N 50700030, '93-'17 Dyna models with forward controls, and '84-'17 FX Softail models (except FXSTDSE).

**46718-08** Large. Fits '12-'16 FLD, '86-'17 FL Softail and '80-later Touring and Trike models.

### D. DIAMOND BLACK FOOTBOARD INSERT KIT

Machined from billet aluminum, these footboard inserts retain the cast-in vibration isolation found on the Original Equipment footboards. Kit includes right and left insert.

**50549-08** Rider – Traditional Shape. Fits models with traditional-shaped rider footboards. Does not fit '18-later Softail models.

**50627-08** Passenger – Traditional Shape. Fits models equipped with traditional-shaped passenger footboards.



A. DIAMOND BLACK HAND GRIPS



B. DIAMOND BLACK FOOTPEGS AND SHIFTER PEG



C. DIAMOND BLACK BRAKE PEDAL PADS



D. DIAMOND BLACK RIDER FOOTBOARD INSERT KIT – TRADITIONAL SHAPE (SHOWN WITH BRAKE PEDAL PAD)



D. DIAMOND BLACK PASSENGER FOOTBOARD INSERT KIT – TRADITIONAL SHAPE



E. SMALL DIAMETER HAND GRIPS



F. GET-A-GRIP HAND GRIPS – CHROME



F. GET-A-GRIP HAND GRIPS – BLACK



G. NOSTALGIC HAND GRIPS

# CONTROLS 505

Hand Grips

## E. SMALL DIAMETER HAND GRIPS – BLACK RUBBER

Original Equipment on the FLHTKL, Ultra Limited Low models, these Small Diameter Black Rubber Grips feature smooth surfaces and a clean design that complements any styling direction.

**56100355** Fits '08-later Touring and '09-later Trike models.

## F. GET-A-GRIP™ HAND GRIPS

Dressed in tactified rubber for superior traction, these elegant hand grips provide a positive connection to the controls in wet or dry weather. The soft touch cross-hatched rubber surface feels good against both gloved and bare skin and the “thicker in the middle” profile forms a natural fit with your closed fist. Shaped for maximum comfort, Get-A-Grip™ hand grips are available in your choice of standard or magnum diameters to comfortably accommodate almost any size hand. And you don't need to sacrifice style for comfort. Designed to accent any customizing direction, the mirror chrome or gloss black finishes complement both traditional and contemporary looks. The easy-to-install glueless design allows you to remove the grips for service without damage.

Fits '02-'17 VRSC™, '96-later XL, '08-'13 XR, '91-'17 Dyna® (except FXDLS), '96-'15 Softail® (except FLSTNSE, FXSBSE and '11-'12 FLSTSE) and '96-'07 Touring models.

**56100007** Chrome, Standard 1.5" Diameter.

**56100009** Chrome, Magnum 1.6" Diameter.

**56100008** Black, Standard 1.5" Diameter.

**56100010** Black, Magnum 1.6" Diameter.

Fits '20-later LiveWire®, '16-'17 Dyna FXDLS and '16-later Softail models, '11-'12 FLSTSE, '14-'15 FLSTNSE, '13-'14 FXSBSE, '16-'17 FXSE and '08-later Touring (except '18-'19 FLTRXSE) and Trike models.

**56100015** Chrome, Magnum 1.6" Diameter.

**56100036** Black, Magnum 1.6" Diameter.

## G. NOSTALGIC HAND GRIPS

Comfortable hourglass style with a chrome accent ring and a molded-in Harley-Davidson logo. These rubber grips were inspired by Harley-Davidson® motorcycles of the 1940s.

**56275-96B** Fits '02-'17 VRSC, '96-later XL, '08-'13 XR, '91-'17 Dyna (except FXDLS), '96-'15 Softail (except FLSTNSE, FXSBSE and '11-'12 FLSTSE) and '96-'07 Touring models.

**56275-08** Fits '20-later LiveWire, '16-'17 Dyna FXDLS and '16-later Softail models, '11-'12 FLSTSE, '14-'15 FLSTNSE, '13-'14 FXSBSE, '16-'17 FXSE and '08-later Touring (except '18-'19 FLTRXSE) and Trike models.

Model Family Fitment:

- V-ROD
- SPORTSTER
- DYNA
- SOFTAIL
- TOURING

CONTROLS



# 506 CONTROLS

Hand Grips – Heated

## HEATED HAND GRIPS

Keep comfortable on those cool mornings or frigid night rides. Warm hands have a major impact on overall body comfort and sometimes gloves just aren't enough. These thermostatically controlled grips feature variable heat settings controlled with a military-grade resistor and use automatic temperature monitoring to adjust to ambient temperatures. With both hands on the grips, they will remain at a constant temperature regardless of changes in outside temperature. The self-contained control circuit and control knob means you have no additional switches or controller boxes to mount and the grips are switched on/off with the ignition to avoid draining your battery. The glueless grip design allows grip removal if you change handlebars or motorcycles.

### A. AIRFLOW HEATED HAND GRIPS

Fits '16-'17 Dyna® FXDLS, '16-later Softail®, and '08-later Touring and Trike models. Does not fit CVO™ models (except FXSE). '16-'17 Softail models require separate purchase of Electrical Connection Kit P/N 72673-11. '14-'16 Touring and Trike models require separate purchase of Electrical Connection Kit P/N 69200722. '18-later Softail and '17-later Touring and Trike models require Electrical Connection Kit P/N 69201599A. Does not fit '08-'13 models with internally wired handlebars. The power wires for the Chrome grips must be wired external of the handlebar. Gloss Black grip can be wired internally. See accessory handlebars for specific heated hand grip exclusions.

**56100253** Chrome.

**56100342** Gloss Black.

Fits '02-'17 VRSC™, '96-later XL, '08-'13 XR, '96-'17 Dyna (except FXDLS) and '96-'15 Softail (except FLSTSE, FLSTNSE, and FXSBSE) and '96-'07 Touring models. '14-later XL, '12-'17 Dyna and '11-'15 Softail models require separate purchase of Electrical Connection Kit P/N 72673-11. Does not fit '08-'13 models with internally wired handlebars. The power wires for the Chrome grips must be wired internal of the handlebar. Gloss Black grip can be wired internally. See accessory handlebars for specific heated hand grip exclusions.

**56100256** Chrome.

**56100358** Gloss Black.

### B. KAHUNA™ HEATED HAND GRIPS

Fits '16-'17 Dyna FXDLS, '16-later Softail, and '08-later Touring and Trike models. '16-'17 Softail models require separate purchase of Electrical Connection Kit P/N 72673-11. '18-later Softail models require separate purchase of Electrical Connection Kit P/N 69201750. '14-'16 Touring and Trike models require separate purchase of Electrical Connection Kit P/N 69200722. '17-later Touring and Trike models require Electrical Connection Kit P/N 69201599A. '08-'09 models require separate purchase of Jumper Harness P/N 70415-08A, Connector P/N 72902-01BK, and Terminal Pin P/N 72990-01 (Qty 2). See instruction sheet for details. Does not fit '08-'13 models with internally wired handlebars. The power wires for these grips must be wired internal of the handlebar. See accessory handlebars for specific heated hand grip exclusions.

**56100318** Chrome.

**56100331** Gloss Black.

### C. EMPIRE HEATED GRIPS

Fits '16-'17 Dyna® FXDLS, '16-later Softail®, and '08-later Touring and Trike models. Does not fit CVO™ models (except FXSE). '16-'17 Softail models require separate purchase of Electrical Connection Kit P/N 72673-11. '14-'16 Touring and Trike models require separate purchase of Electrical Connection Kit P/N 69200722. '18-later Softail and '17-later Touring and Trike models require Electrical Connection Kit P/N 69201599A. Does not fit '08-'13 models with internally wired handlebars. The power wires for these grips must be wired internal of the handlebar. See accessory handlebars for specific heated hand grip exclusions.

**56100437** Black.

**56100436** Chrome.

**56100438** Machine Cut.



A. AIRFLOW HEATED HAND GRIPS – CHROME



A. AIRFLOW HEATED HAND GRIPS – BLACK



B. KAHUNA HEATED HAND GRIPS – CHROME



B. KAHUNA HEATED HAND GRIPS – GLOSS BLACK



C. EMPIRE HEATED HAND GRIPS – BLACK



C. EMPIRE HEATED HAND GRIPS – CHROME



C. EMPIRE HEATED HAND GRIPS – MACHINE CUT



D. STREAMLINER HEATED HAND GRIPS – CHROME



E. HEATED HAND GRIPS – BLACK RUBBER



F. WILLIE G SKULL HEATED HAND GRIPS – BLACK



F. CHROME AND RUBBER HEATED HAND GRIPS



D. STREAMLINER HEATED HAND GRIPS – BLACK



F. CONTOURED HEATED HAND GRIPS



F. WILLIE G SKULL HEATED HAND GRIPS – CHROME



F. NOSTALGIC HEATED HAND GRIPS

# CONTROLS 507

Hand Grips – Heated

## D. HEATED HAND GRIPS – STREAMLINER

Complement the Streamliner look with these matching grips. The rich black rubber provides a positive grip while riding and the chrome tri-line design will provide just the right touch of chrome. These grips have been thermally mapped to provide more uniform heat and are designed to achieve a maximum operating temperature approximately 20° Fahrenheit warmer than previous accessory heated grips for added warmth during cold rides.

Fits '16-'17 Dyna® FXDLS, '16-later Softail®, and '08-later Touring and Trike models. Does not fit CVO™ models (except FXSE). '16-'17 Softail models require separate purchase of Electrical Connection Kit P/N 72673-11. '14-'16 Touring and Trike models require separate purchase of Electrical Connection Kit P/N 69200722. '18-later Softail and '17-later Touring and Trike models require Electrical Connection Kit P/N 69201599A. Does not fit '08-'13 models with internally wired handlebars. The power wires for these grips must be wired external of the handlebar. See accessory handlebars for specific heated hand grip exclusions.

**56100255** Chrome.

**56100412** Black.

## E. HEATED HAND GRIPS – BLACK RUBBER

Original Equipment on the FLHTK Ultra Limited model, these Black Rubber Heated Grips feature smooth surfaces and a clean design that complements any styling direction.

**56100034**

Fits '16-'17 Dyna® FXDLS, '16-later Softail® and '08-later Touring and Trike models with Original Equipment Stainless Steel handlebars. Does not fit CVO™ models or models with chrome handlebars. '16-later Softail® models require separate purchase of Electrical Connection Kit P/N 72673-11. '14-'16 Touring and Trike models require separate purchase of Electrical Connection Kit P/N 69200722. '17-later Touring and Trike models require Electrical Connection Kit P/N 69201599. Does not fit '08-'13 models with internally wired handlebars.

## F. HEATED HAND GRIPS – COLLECTIONS

Styled to complement Harley-Davidson® hand and foot control collections, these thermostatically controlled heated hand grips will keep you comfortable on a cool weather ride.

Fits '16-'17 Dyna FXDLS, '16-later Softail, and '08-later Touring and Trike models. Does not fit CVO models (except FXSE). '16-'17 Softail models require separate purchase of Electrical Connection Kit P/N 72673-11. '14-'16 Touring and Trike models require separate purchase of Electrical Connection Kit P/N 69200722. '18-later Softail and '17-later Touring and Trike models require Electrical Connection Kit P/N 69201599A. Does not fit '08-'13 models with internally wired handlebars. The power wires for these grips must be wired external of the handlebar. See accessory handlebars for specific heated hand grip exclusions.

**56100257** Contoured.

**56100362** Willie G Skull – Black.

**56100260** Willie G Skull – Chrome.

**56100267** Chrome and Rubber – Small.

Fits '02-'17 VRSC™, '96-later XL, '08-'13 XR, '91-'17 Dyna (except FXDLS) and '96-'15 Softail (except FLSTSE, FLSTNSE, and FXSBSE) and '96-'07 Touring models. '14-later XL, '12-'17 Dyna and '11-'15 Softail models require separate purchase of Electrical Connection Kit P/N 72673-11. Does not fit '96-'13 models with internally wired handlebars or FXDB models with Original Equipment handlebars. The power wires for these grips must be wired external of the handlebar. See accessory handlebars for specific heated hand grip exclusions.

**56100268** Contoured.

**56100363** Willie G Skull – Black.

**56100259** Willie G Skull – Chrome.

**56100266** Chrome and Rubber – Small.

**56100264** Chrome and Rubber – Large.

**56100261** Nostalgic.

Model Family Fitment:

V-ROD   
  SPORTSTER   
  DYNA  
 SOFTAIL   
  TOURING



# 508 CONTROLS

## Footpegs

### A. MINI FOOTBOARD KIT

This footboard kit can be installed in place of traditional footpegs and provides a little additional leg support and more options to move your legs around on a long ride. Mini Footboards mount to the standard H-D® style footpeg supports and can be used in many rider, passenger and highway applications. Sole-gripping rubber complements Original Equipment or accessory footboards and footpegs and adds vibration isolation and a rich appearance.

#### Fits rider position:

'02-'17 VRSC™ models with forward controls (except VRSCDX and VRSCF), '15-'20 XG models (except XG750A), '06-earlier XL, '07-'10 XL883, XL883R, XL883C, XL1200C and XL1200R and '07-'11 XL1200L, '91-'17 Dyna® (except FLD) and '84-'17 Softail® models with forward controls (except FXCW, FXCWC, FXS, FXSB or FXSBSE).

#### Fits passenger position:

All models with H-D® male-mount passenger peg mounts (except '06-earlier VRSC, '03-earlier XL, '05-earlier Dyna and Softail models equipped with Shotgun exhaust). '84-'17 Softail models require separate purchase of Support Kit P/N 50454-09. Does not fit passenger position on '18-later Softail models.

#### Fits highway peg position:

All models with frame-mount or engine guard-mount highway pegs (except Whiskers Adjustable Highway Bar P/N 50855-09 and 50865-09).

**50500139** Small 3.0" – Chrome.

**50500144** Small 3.0" – Gloss Black.

**50500109** Large 4.0" – Chrome.

**50500124** Large 4.0" – Gloss Black.


### B. ENGINE GUARD MOUNT FOOTPEGS\*

Custom engine guard mounted footpegs let you stretch your legs in style. Easy-to-install chrome-plated pegs clamp firmly to the guard. Sold in pairs.

Fits highway peg position on 1.0" and 1.25" engine guards (except VRSC).

**49102-86T** Harley Script.

**49144-86** Rubber Inserts.



A. MINI FOOTBOARD KIT – LARGE CHROME



A. MINI FOOTBOARD KIT – LARGE GLOSS BLACK



A. MINI FOOTBOARD KIT



C. CUSTOM FOOTPEGS AND SHIFTER PEG




D. O-RING FOOTPEGS AND SHIFTER PEG




B. ENGINE GUARD MOUNT FOOTPEGS – HARLEY SCRIPT



B. ENGINE GUARD MOUNT FOOTPEGS – RUBBER INSERTS



E. LARGE CUSHIONED FOOTPEG KIT



# CONTROLS 509

## Footpegs

### C. CUSTOM FOOTPEGS AND SHIFTER PEG

This footpeg grouping is chrome-plated and features a zinc die-cast body with steel shaft. The black rubber pads have Harley-Davidson graphics molded in for rich detail. Allen® wrench included.

**1. 50915-90T** Footpegs – Large Diameter. Fits models with H-D® male mount-style footpeg supports (except the rider position on '15-later XG, '08-'17 FXCW, FXCWC, FXS, FXSB, FXSBSE and FXSE, '07-'10 XL883L, '07-later XL883N, XL1200N, XL1200T, XL1200V and XL1200X, '11-later XL1200C, '16-later XL1200CX, '17-later XL1200CP and XL1200CA, '18-later XL1200NS and XL1200XS, '08-'13 XR and the rider and passenger position on '18-later Softail® models).

**2. 50916-90T** Footpegs – Small Diameter. Fits models with H-D male mount-style footpeg supports (except the rider position on FXCW, FXCWC, FXS, FXSB, FXSBSE and FXSE, '15-later XG, '06-'17 Dyna®, '03-later Sportster®, '07-'10 XL883L, '07-later XL883N, XL1200N, XL1200T, XL1200V and XL1200X, '11-later XL1200C, '16-later XL1200CX, and '17-later XL1200CP and XL1200CA and the rider and passenger position on '18-later Softail models).

**3. 34635-90T** Custom Shifter Peg. Fits all models (except '06-'17 VRSC™ models with forward controls and '08-'13 XR).

### D. O-RING FOOTPEGS AND SHIFTER PEG

**1. 49149-84A** Shifter Peg. Fits all models (except '06-'17 VRSC models with forward controls, '08-'13 XR models '06-'17 Dyna models with forward controls, FXSE, or LiveWire® models).

**2. 49128-82** Footpegs. Fits models with H-D male mount-style footpeg supports (except the rider position on FXCW, FXCWC, FXS, FXSB, FXSBSE and FXSE, '15-later XG, '06-'17 Dyna, '03-later Sportster, '07-'10 XL883L, '07-later XL883N, XL1200N, XL1200T, XL1200V and XL1200X, '11-later XL1200C, '16-later XL1200CX, and '17-later XL1200CP and XL1200CA and the rider and passenger position on '18-later Softail models).

### E. LARGE CUSHIONED FOOTPEG KIT

Large-diameter footpegs feature cushioned rubber tread for sure-footed comfort.

**49110-98** Fits models with H-D male mount-style footpeg supports (except the rider position on '17-later XG750A, '07-'10 XL883L, '07-later XL883N, XL1200N, XL1200T, XL1200V and XL1200X, '11-later XL1200C, '16-later XL1200CX, '18-later XL1200NS and XL1200XS, '08-'13 XR and '08-'17 FXCW, FXCWC, FXS, FXSB, FXSBSE, FXSE and the rider and passenger position on '18-later Softail models).

#### Model Family Fitment:

- V-ROD
- SPORTSTER
- DYNA
- SOFTAIL
- TOURING



**\*WARNING:** Do not use engine guard footpegs under normal stop and go operating conditions. Doing so could result in death or serious injury.



# 510 CONTROLS

## Highway Pegs

### A. BILLET ENGINE GUARD FOOTPEG MOUNTING KIT\*

Here's a stylish way to get your feet into the wind. This beautifully polished Billet Aluminum Footpeg Mount Kit installs easily on your engine guard and lets you stretch your legs on cross-country rides. Available in your choice of chrome or gloss black finishes. Works with all H-D® style male-mount footpegs.

Fits front engine guards with 1.25" diameter tubing (except VRSC™ Engine Guard P/N 49267-01A, 49388-09, XL Engine Guard P/N 49060-04, 49287-11, 49215-07 or Softail® Nostalgic Engine Guard P/N 49037-05A). Does not fit with Chopped Engine Guards.

**50957-02C** Chrome.  
**54234-10A** Gloss Black.

### B. ADJUSTABLE HIGHWAY PEG MOUNTING KIT – ANGLED\*


Stretch out for added comfort. This Adjustable Highway Peg Mounting Kit can be set for shorter riders and it can be reversed to reach far forward for those with long legs. The angled design allows the arm to reach back and around to clear fairing lowers. The arm can be raised and lowered for a custom fit. The mounting clamp firmly grips the engine guard and the locking design secures the peg at the desired angle. Available in mirror chrome or gloss black finishes, the complete kit includes matching mounting hardware. Footpegs sold separately.

Fits 1.25" engine guards. Does not fit with Chopped Engine Guards.

**50829-07A** 5.0" Long Angled – Chrome.  
**50830-07A** 2.5" Short Angled – Chrome.  
**50500167** 5.0" Long Angled – Gloss Black.  
**50500168** 2.5" Short Angled – Gloss Black.



A. BILLET ENGINE GUARD FOOTPEG MOUNTING KIT – CHROME



A. BILLET ENGINE GUARD FOOTPEG MOUNTING KIT – GLOSS BLACK



B. ADJUSTABLE HIGHWAY PEG MOUNTING KIT – LONG ANGLED – CHROME



B. ADJUSTABLE HIGHWAY PEG MOUNTING KIT – SHORT ANGLED – CHROME



B. ADJUSTABLE HIGHWAY PEG MOUNTING KIT – LONG ANGLED – GLOSS BLACK



B. ADJUSTABLE HIGHWAY PEG MOUNTING KIT – SHORT ANGLED – GLOSS BLACK



C. ADJUSTABLE HIGHWAY PEG MOUNTING KIT – 360°



D. ENGINE GUARD FOOTPEG MOUNTING KIT



E. ENGINE GUARD FOOTPEG MOUNT CHROME HARDWARE KIT



F. BULLET TIP FOOTPEG BOLT KIT – CHROME



G. FOOTPEG MOUNTING HARDWARE KIT – CHROME



H. FOOTPEG MOUNTING PINS – POLISHED



I. ADJUSTABLE PASSENGER FOOTPEG MOUNT KIT



# CONTROLS 511

## Highway Pegs

### C. ADJUSTABLE HIGHWAY PEG MOUNTING KIT – 360\*\*

Change your foot position for added comfort on long stretches of open road. The 360° Adjustable Highway Peg can be rotated and locked in a wide range of positions to accommodate both the tall and short rider. The chrome-plated clamp holds its place on the engine guard and the arm locks the peg securely in position. Kit includes chrome-plated mount, arm and installation hardware. Footpegs sold separately.

**50832-07A** 3.0" Short Offset.  
 Fits 1.25" engine guards. Does not fit with Chopped Engine Guards.

### D. ENGINE GUARD FOOTPEG MOUNTING KIT\*

Allows easy installation of any H-D® male mount-style footpegs on to H-D front engine guards. All pieces necessary are included in the kit, with no extra hardware to buy.

**50964-98**  
 Fits 1.25" engine guards (except VRSC™ Guard P/N 49267-01A, 49388-09, XL Engine Guard P/N 49060-04 or 49215-07 or Softail® Nostalgic Engine Guard P/N 49037-05A). Does not fit with Chopped Engine Guards.

### E. ENGINE GUARD FOOTPEG MOUNT CHROME HARDWARE KIT\*

Jump from zinc to chrome with this chrome-plated hardware kit, which replaces the standard hardware in Engine Guard Footpeg Mounting Kit P/N 50964-98. Made to Original Equipment standards for unmatched quality, the bolts bear the Harley-Davidson mark to signify they're the genuine article.

**94140-02**  
 Fits Engine Guard Footpeg Mounting Kit P/N 50964-98.

### F. BULLET TIP FOOTPEG BOLT KIT – CHROME

Put the final touch on a custom footpeg installation with this chrome Bullet Tip Footpeg Bolt Kit. Sold in pairs, this accessory includes chrome button head bolts, washers and uniquely styled nuts. All hardware is developed to Original Equipment standards to ensure product quality.

**94133-01**  
 Fits male mount-style footpegs (except '08-'13 XR models).

### G. FOOTPEG MOUNTING HARDWARE KIT – CHROME

Polished and chrome-plated hex head bolts replace the Original Equipment footpeg mounting hardware for a truly finished look. Kit includes two chrome-plated bolts and lock nuts with nylon inserts. The bolts carry a Harley-Davidson Bar & Shield proof mark. All hardware is developed to Original Equipment standards to ensure product quality.

**94139-01**  
 Fits male mount-style footpegs (except FLSTSE and '08-'13 XR models).

### H. FOOTPEG MOUNTING PINS – POLISHED

Stainless steel for rust and corrosion resistance. Polished for good looks. Replaces Original Equipment footpeg mounting hardware.

**42679-01**  
 Fits male mount-style footpegs (except '08-'13 XR models).

### I. ADJUSTABLE PASSENGER FOOTPEG MOUNT KIT

Maximize your passenger's riding comfort. Proper foot position reduces the cramped or stretched-out feeling and relieves pressure on the knees and the tailbone. These Adjustable Mounts raise and lower the passenger footpeg to accommodate taller and shorter passengers. Easy to adjust with common tools, the mount adjusts through a 360° range (depending on model), allowing both fore and aft and up and down height adjustment. Kit includes left and right adjustable support assembly and all required mounting hardware. Footpegs sold separately.

**50763-09**  
 Fits models with H-D® models male mount-style passenger footpeg supports (except Softail®). Does not fit with Heel Raiser Footpeg Kit P/N 50178-09. Does not fit the rider position.

**\*WARNING:** Do not use engine guard footpegs under normal stop and go operating conditions. Doing so could result in death or serious injury.

#### Model Family Fitment:

V-ROD   
  SPORTSTER   
  DYNA  
 SOFTAIL   
  TOURING

**\*WARNING:** Do not use engine guard footpegs under normal stop and go operating conditions. Doing so could result in death or serious injury.



# 512 CONTROLS

## Footboards

### CUSTOM FOOTBOARDS

To add style to your ride, install custom footboard inserts that match the shape of your Original Equipment footboards. To radically change the look, select footboard pans in a new shape or finish and add coordinating inserts that highlight your custom direction.

#### A. SWEEP WING RIDER FOOTBOARD PANS

Add a sleek tapered look to your footboard-equipped model. These Sweep Wing Pans are installed using the Original Equipment mounts and hardware. Add your choice of Sweep-Wing Shaped footboard inserts (sold separately).

Fits '12-'16 FLD and '86-'17 FL Softail® (except FLS, FLSS, FLSTFB and FLSTFBS), Touring (except FLHTCUL, FLHTKL and FLHTCUL TC) and Trike models.

**50683-04** Chrome Right.

**50688-04** Chrome Left.

**51060-08** Black.



**A. SWEEP WING RIDER FOOTBOARD PANS (CHROME SHOWN)**



**B. BLACK RIDER FOOTBOARD PANS – TRADITIONAL STYLE**



**C. HALF-MOON RIDER FOOTBOARDS – POLISHED STAINLESS STEEL**



**C. HALF-MOON RIDER FOOTBOARDS – GLOSS BLACK**



**D. PASSENGER FOOTBOARD PANS – CHROME, CLASSIC STYLE**



**D. PASSENGER FOOTBOARD PANS – CHROME, CONTEMPORARY STYLE**



**E. PASSENGER FOOTBOARD PANS – BLACK, CLASSIC STYLE**



**E. PASSENGER FOOTBOARD PANS – BLACK, CONTEMPORARY STYLE**



**F. PASSENGER FOOTBOARD PANS – CHROME**




**G. SWEEP WING PASSENGER FOOTBOARD PANS (GROOVED SHOWN)**



**H. HALF-MOON PASSENGER FOOTBOARD PANS – CHROME**



**H. HALF-MOON PASSENGER FOOTBOARD PANS – GLOSS BLACK**



**I. CONCHO PASSENGER FOOTBOARD COVERS**



**J. V-LOGO PASSENGER FOOTBOARD COVERS**



**K. ROAD KING CLASSIC PASSENGER FOOTBOARD COVERS**



**L. HARLEY-DAVIDSON SCRIPT PASSENGER FOOTBOARD COVERS**

#### Model Family Fitment:

- V-ROD
- SPORTSTER
- DYNA
- SOFTAIL
- TOURING

# CONTROLS 513

## Footboards

### F. TRADITIONAL PASSENGER FOOTBOARD PANS – CHROME

Replace the factory black painted passenger footboard with the custom look of smooth chrome. The kit includes left- and right-hand traditional D-shaped footboard pans, chrome-plated and ready to install with your Original Equipment hardware. Just add your choice of footboard insert for the finishing touch. Footboard supports sold separately.

**50752-04**

Fits '06-'17 Dyna®, '00-later Softail® (except FXDRS, FXFB and FXFBS) and '86-later Touring and Trike models equipped with passenger footboard supports.

### G. SWEEP WING PASSENGER FOOTBOARD PANS

These unique Sweep Wing Passenger Footboard Pans complement the Sweep Wing Rider Footboard shape and allow you to replace the Original Equipment passenger footpegs on certain models with footboards. When folded, the footboard displays a mirror chrome surface in your choice of smooth or ball-milled grooved design. Footboard inserts and footboard supports sold separately.

Fits '06-'17 Dyna, '00-later Softail (except FXDRS, FXFB and FXFBS) and '86-later Touring models equipped with passenger footboard supports. Does not fit Trike models.

**50357-04** Chrome – Grooved.

**50716-04** Chrome – Smooth.

### H. HALF-MOON PASSENGER FOOTBOARD PANS AND INSERTS

Styled to match the Half-Moon Rider Footboards, these classic passenger footboards add both style and comfort to your nostalgic ride. Available in mirror chrome or gloss black finish, the kit includes left and right footboard pan and vibration-isolation footboard inserts. Model-specific footboard mounts are sold separately.

Fits '06-'17 Dyna, '00-later Softail (except FXDRS, FXFB and FXFBS) and '86-later Touring models equipped with passenger footboard supports. Does not fit Trike models.

**50807-08** Chrome.

**50810-08** Gloss Black.

### I. CONCHO PASSENGER FOOTBOARD COVERS

Heritage Softail® Classic-inspired conchos make these covers look great whether footboards are up or down.

**50193-96**

Fits '06-'17 Dyna, '86-'17 FL Softail and '87-later Touring and Trike models equipped with traditional D-shaped aluminum passenger footboards.

### J. V-LOGO PASSENGER FOOTBOARD COVERS

V-Logos are die-cast aluminum integrated with the cover, then chrome-plated for a desirable shine. Includes all mounting hardware.

**50194-96**

Fits '06-'17 Dyna, '86-'17 FL Softail and '87-later Touring and Trike models equipped with traditional D-shaped aluminum passenger footboards.

### K. ROAD KING® CLASSIC PASSENGER FOOTBOARD COVERS

The latest in the family of Road King® Classic inspired accessories, this chrome-plated steel footboard cover features a chrome die-cast Road King Classic medallion with black accents and a stylish leather accent piece. Mounting hardware included.

**50246-00**

Fits '06-'17 Dyna, '86-'17 FL Softail and '87-later Touring and Trike models equipped with traditional D-shaped aluminum passenger footboards.

### L. HARLEY-DAVIDSON SCRIPT PASSENGER FOOTBOARD COVERS

These easy-to-install chrome covers are formed to fit over the stock footboard pan to add a touch of style to the profile of your bike. The simple, clean design features a deep embossed Harley-Davidson script for a finishing touch. Kit includes mounting hardware.

**50782-91**

Fits '06-'17 Dyna, '86-'17 FL Softail and '87-later Touring and Trike models equipped with traditional D-shaped aluminum passenger footboards.



# 514 CONTROLS

## Mirrors

### A. TAPERED FAIRING MOUNT MIRRORS\*

Reflect your personal style. These slim forged aluminum Fairing Mount Mirrors minimize the profile at the edges of the Batwing Fairing for a clean custom look. The single-stalk mount permits a wide range of adjustability and the convex mirror face maximizes the field of view. The mirrors are designed as a direct replacement for the Street Glide® model's Original Equipment mirrors, and can be installed on other Batwing fairing-equipped models in place of handlebar-mounted mirrors. Tapered Fairing Mirrors are available in your choice of polished chrome or gloss black Edge Cut finish to match your styling direction.

Fits '14-later Electra Glide®, Street Glide®, Ultra Limited and Tri Glide® models.

**56000098A** Chrome.

**56000099A** Edge Cut.



A. TAPERED FAIRING MOUNT MIRRORS – CHROME



A. TAPERED FAIRING MOUNT MIRRORS – EDGE CUT



### B. FAIRING MOUNT MIRRORS – BLACK\*

Fairing Mount Mirrors offer a truly innovative look from the traditional handlebar-mounted mirrors. Mounting just inside the inner fairing, the molded plastic mirror housings complement the contours of the batwing fairing. They provide a wide range of adjustability and feature convex mirror glass that maximizes your field of view. The Bar & Shield logo is carefully laser-etched on each mirror glass. Kit includes necessary hardware, instructions and mounting template for easy installation.

**56000076**

Fits '14-later Electra Glide, Ultra Limited and Tri Glide models (except FLHTCUTG). Original Equipment on Street Glide models.

**91945-98B**

Fits '96-'13 Electra Glide and Trike models. Original equipment on Street Glide models.

### C. FAIRING MOUNT MIRRORS – CHROME\*

Add a splash of chrome to the batwing inner fairing. These Fairing Mount Mirrors de-clutter the handlebar and add a contemporary aero style to your ride. The attractive chrome housing provides a custom look and the convex mirror and wide range of adjustment maximizes your field of view. A direct bolt-on replacement for Original Equipment fairing mount mirrors, the kit includes the hardware and mounting template required for easy and accurate installation.

**56000077**

Fits '14-later Electra Glide, Street Glide, Ultra Limited and Tri Glide models (except FLHTCUTG).

**56000029**

Fits '96-'13 Electra Glide, Street Glide and Trike models. Original Equipment on '12 FLHXSE models.



B. FAIRING MOUNT MIRRORS – BLACK



C. FAIRING MOUNT MIRRORS – CHROME

### D. ILLUMINATED FAIRING MOUNT MIRROR COVERS – CHROME

Add auxiliary LED turn signals and a splash of chrome to the inner fairing. The perfect finishing touch to a fully dressed inner fairing, these chrome-plated mirror housings feature fast-acting amber LED turn signals at the outer edge. Side turn signals attract attention from the drivers around you and the plug-in, no-splice design simplifies installation.

**56000084**

Fits '14-later Touring and Trike models with fairing-mount mirrors. Does not fit with Split Vision Fairing Mount Mirrors P/N 92085-10 or Tapered Fairing Mount Mirrors P/N 56000098A or 56000099A.



D. ILLUMINATED FAIRING MOUNT MIRROR COVERS – CHROME



\*Harley-Davidson Motor Company cannot test and make specific fitment recommendations concerning every possible mirror and handlebar combination. Therefore, after installing new mirrors or handlebars and before operating the motorcycle, check to ensure that the mirrors provide the operator a clear view to the rear.

# CONTROLS 515

## Mirrors

### E. ROUND BAR END MIRROR – SATIN BLACK\*

Complete the cut-down café bike look. These Bar End Mirrors provide a clean, streamlined look when compared to traditional mirrors. These round convex mirrors plug into the end of the handlebar to extend beyond the hand grip for an improved field of view on the bike equipped with narrow bars. When equipped with the Bar End Mirror Hand Grips (sold separately), the mirrors are simply inserted into the end of the grip and tightened in place. The mirrors are adjustable for maximum rear visibility, and can be positioned above the bar or, in some configurations, below the bar. When positioned below the bar, the left-hand mirror is used on the right, and the right-hand mirror moves to the left side. Includes hardware required to fit both 7/8" or 1" bars. Right and left mirrors are sold separately.

Fits stock or accessory handlebars on '15-'20 XG (except models equipped with Drag Bar P/N 55800225 or 55800238), '96-later VRSC™ (except VRSCF), XL, XR, Dyna® (except FXDLS), '96-'15 Softail® (except FLSTNSE, FXSBSE and '11-'12 FLSTSE) and '96-'07 Touring models. Installation requires separate purchase of Diamond-Black Hand Grip P/N 56100199 (1") or 56100202 (7/8").

**56000133A** Right Hand (upright position).

**56000134** Left Hand (upright position).



E. ROUND BAR END MIRROR – SATIN BLACK

### F. DIAMOND-BLACK HAND GRIPS – BAR END MIRRORS\*

Shroud your bike in mystery. This blacked-out hand and foot control collection features distinctive knurled surfaces that expose the raw billet aluminum for a dramatic contrast. Designed to age and break in like a pair of comfortable stone-washed jeans, the satin black finish will complement both high-gloss and denim paint colors. Designed for use with Bar End Mirrors, these stripped-down Hand Grips feature glue-less installation that can be easily removed for service without damage. Grip End Caps are sold separately.

**56100199** For 1" Diameter Bar.

Fits '96-later VRSC, XL, XR, Dyna (except FXDLS), '96-'15 Softail (except FLSTNSE, FXSBSE and '11-'12 FLSTSE) and '96-'07 Touring models. Installation requires separate purchase of Bar End Mirrors P/N 56000133 and 56000134 or End Caps P/N 55900114.

**56100202** For 7/8" Diameter Bar.

Fits '15-'20 XG models. Installation requires separate purchase of Bar End Mirrors P/N 56000133 and 56000134 or End Caps P/N 55900114.

### G. MIRRORS WITH AUXILIARY RUNNING LIGHT AND DIRECTIONAL INDICATOR\*

Function and style in one package. This forged mirror combines a traditional swept shape with a contemporary addition – forward-facing auxiliary lighting. Smoked lenses hide bands of amber LED lamps that glow as running lamps when the ignition is on and add a fast-acting auxiliary directional indicator when the turn signals are activated. The forward-facing eye-level lamps command additional attention from oncoming traffic. Both mirrors flash when the emergency hazard lights are activated. The wiring is concealed in the housing and stem and is easily connected to the Original Equipment wiring harness. Available in mirror chrome or satin black finish.

Fits '14-later Touring (except Road King® and Road Glide®) and Tri Glide® models.

**56000080** Chrome.

**56000081** Satin Black.

Fits '97-later models (except VRSCF, XG, XL1200X, XL1200XS, FXDLS, FLSS, FLSTFBS, FXCWC, '18-later Softail, and '14-later Touring). Also fits '14-later Road King® and '15-later FLRT models.

**92059-07A** Chrome.

**92068-08A** Satin Black.


\*Harley-Davidson Motor Company cannot test and make specific fitment recommendations concerning every possible mirror and handlebar combination. Therefore, after installing new mirrors or handlebars and before operating the motorcycle, check to ensure that the mirrors provide the operator a clear view to the rear.

#### Model Family Fitment:

- V-ROD
- SPORTSTER
- DYNA
- SOFTAIL
- TOURING



E. ROUND BAR END MIRROR – SATIN BLACK



F. DIAMOND-BLACK HAND GRIPS – BAR END MIRRORS (56100199 SHOWN)



G. MIRRORS WITH AUXILIARY RUNNING LIGHT AND DIRECTIONAL INDICATOR – CHROME



G. MIRRORS WITH AUXILIARY RUNNING LIGHT AND DIRECTIONAL INDICATOR – SATIN BLACK



# 516 CONTROLS

## Mirrors

### A. CUSTOM MIRRORS

Fits '82-later models (except VRSCF, XG750A, '14-'16 FLHR, FLHRC and FLHRSE, '14-later FLHTKSE, '18-later FLTRXSE and Revolution® Max models). Street Glide® models require separate purchase of Fairing Plug Kit P/N 57300063. Does not fit XL1200X with mirrors mounted below the handlebar.

#### 1. EMPIRE COLLECTION MIRRORS\*

<b>56000305</b>	Machine Cut.
<b>56000301</b>	Chrome.
<b>56000294</b>	Black.

#### 2. DOMINION™ COLLECTION MIRRORS\*

<b>56000136</b>	Gloss Black.
<b>56000137</b>	Bronze.

#### 3. RIZOMA COLLECTION MIRRORS\*

<b>56000263</b>	Black.	<b>\$282.95</b>
-----------------	--------	-----------------

#### 4. EDGE CUT DOME MIRRORS\*

<b>56000090</b>
-----------------

#### 5. PROFILE CUSTOM MIRRORS WITH SLOTTED STEM\*

<b>91697-06A</b>
------------------

#### 5. EDGE CUT STEM MIRRORS\*

<b>92441-10</b>
-----------------

#### 5. BUCKSHOT MIRRORS\*

<b>92416-08</b>
-----------------

#### 6. PROFILE CUSTOM MIRRORS – SATIN BLACK\*

<b>56000135</b>	Satin Black with Solid Stem.
-----------------	------------------------------

#### 7. DOME MIRRORS – SATIN BLACK\*

<b>92423-08A</b>
------------------

#### 8. WILLIE G SKULL TEARDROP MIRRORS\*

<b>56000171</b>	Black.
<b>91315-04</b>	Chrome.

### B. TEARDROP MIRRORS\*

<b>1. 91971-98</b>	Classic.
<b>2. 91968-98</b>	Harley-Davidson Script.

### C. SPLIT VISION MIRRORS\*

See even more of the world you just passed. This exclusive design Split Vision Mirror minimizes blind spots and provides a wide panoramic rear view of the left and right lane and the road behind you. The mirror features a large primary panel for normal view and a second outboard convex panel for a wider field of vision. Chrome-plated to a brilliant shine, the mirror's shape adds a contemporary touch to the traditional teardrop design. The deep embossed Harley-Davidson script and the curving slotted stem set this mirror apart from the others.

Fits '82-later models (except VRSCF, XG750A, '14-'16 FLHR, FLHRC and FLHRSE, '14-later FLHTKSE, '18-later FLTRXSE and Revolution Max models). Street Glide models require separate purchase of Fairing Plug Kit P/N 57300063. Does not fit XL1200X with mirrors mounted below the handlebar.

**92190-06**

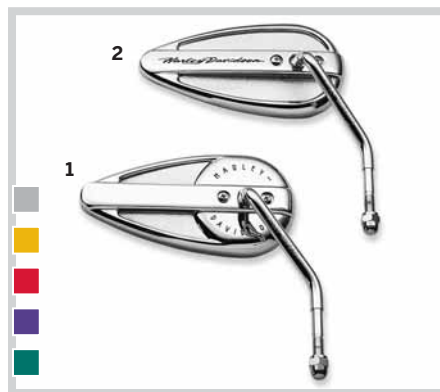
\*Harley-Davidson Motor Company cannot test and make specific fitment recommendations concerning every possible mirror and handlebar combination. Therefore, after installing new mirrors or handlebars and before operating the motorcycle, check to ensure that the mirrors provide the operator a clear view to the rear.

#### Model Family Fitment:

 V-ROD	 SPORTSTER	 DYNA
 SOFTAIL	 TOURING	



A. CUSTOM MIRRORS



B. TEARDROP MIRRORS



C. SPLIT VISION MIRRORS



D. ONE-PIECE ROUND MIRRORS



E. LIVE TO RIDE LOGO COLLECTION MIRRORS – GOLD



F. TAPERED MIRRORS – BLACK



F. TAPERED MIRRORS – CHROME



G. MIRROR EXTENSION KIT – CHROME



G. MIRROR EXTENSION KIT – SATIN BLACK



H. MIRROR EXTENSION KIT

# CONTROLS 517

## Mirrors

### D. ONE-PIECE ROUND MIRRORS\*

Fits '82-later models (except VRSCF, XG750A, '14-'16 FLHR, FLHRC and FLHRSE, '11-'13 FLHTCUSE, '14-later FLHTKSE and '18-later FLTRXSE). Does not fit XL1200X with mirrors mounted below the handlebar and RA1250, RA1250S and RH1250S models.

<b>91931-92T</b>	Short Stem, Left Side.
<b>91930-92T</b>	Short Stem, Right Side.

### E. LIVE TO RIDE LOGO COLLECTION MIRRORS\*

Fits '82-later models (except VRSCF, XG750A, '14-'16 FLHR, FLHRC and FLHRSE, '11-'13 FLHTCUSE, '14-later FLHTKSE and '18-later FLTRXSE). Does not fit XL1200X with mirrors mounted below the handlebar and RA1250, RA1250S and RH1250S models.

#### 1. One-Piece Short Stem Mirrors

<b>91866-90T</b>	Gold, Left.
<b>91864-90T</b>	Gold, Right.

### F. TAPERED MIRRORS\*

Update your Harley® motorcycle with the latest style in mirrors. This 2003-later Original Equipment-style tapered mirror provides improved rearward visibility, offers a wider range of adjustment and eliminates the rear fasteners for a cleaner look. Available in your choice of satin black or chrome finish.

Fits '82-later models (except VRSCF, XG750A, '14-'16 FLHR, FLHRC and FLHRSE, '14-later FLHTKSE, '18-later FLTRXSE and Revolution® Max models). Street Glide models require separate purchase of Fairing Plug Kit P/N 57300063. Does not fit XL1200X with mirrors mounted below the handlebar and Revolution Max models.

<b>92023-03A</b>	Black – Short Stem Kit.
<b>91982-03B</b>	Black – Short Stem, Right.
<b>91983-03B</b>	Black – Short Stem, Left.
<b>91909-03B</b>	Black – Long Stem, Right.
<b>91910-03B</b>	Black – Long Stem, Left.
<b>92022-03A</b>	Chrome – Short Stem Kit.
<b>91840-03B</b>	Chrome – Short Stem, Right.
<b>91845-03B</b>	Chrome – Short Stem, Left.
<b>91846-03B</b>	Chrome – Long Stem, Right.
<b>91848-03B</b>	Chrome – Long Stem, Left.

### G. MIRROR EXTENSION KIT\*

See what's behind you. The Mirror Extension Kit improves visibility to the rear of your bike by repositioning mirrors outward approximately 2.0" and upward 1.0", clearing your field of view and allowing you to see past your shoulders. Available in your choice of chrome or satin black finish to match your mirrors and hand controls. Easy-to-install extenders fit a wide selection of Harley-Davidson® Original Equipment and accessory mirrors.

Fits '06-'17 Dyna® and '08-'14 Softail® models.

<b>56000039</b>	Chrome.
<b>56000042</b>	Satin Black.

### H. MIRROR EXTENSION KIT\*

Chrome-plated extenders relocate mirrors approximately 2" higher.

**91907-87**  
Fits all models (except VRSCF models, Revolution Max models, XG750A models, and XL1200X models with mirrors mounted below the handlebars).

\*Harley-Davidson Motor Company cannot test and make specific fitment recommendations concerning every possible mirror and handlebar combination. Therefore, after installing new mirrors or handlebars and before operating the motorcycle, check to ensure that the mirrors provide the operator a clear view to the rear.



# 518 CONTROLS

## Hand Levers

### A. HAND CONTROL LEVER KIT

Continue the custom theme with accessory Hand Control Levers. Cast from aluminum, these levers feature a custom finish designed to match accessory chrome hand controls or complement Original Equipment-style black components. Clutch anti-rattle clip and new pivot bushing included.

Fits '14-later XL models.

**36700053A** Chrome.

**36700052** Black.

Fits '96-'03 XL, '96-'17 Dyna® (except '16-'17 FXDLS), '96-'14 Softail® and '96-'07 Touring models. Does not fit Police or models equipped with hydraulic clutch.

**45075-07** Chrome.

**44994-07** Black.

**55798-10A** Edge Cut.

Fits '04-'13 XL and XR models.

**46944-07A** Black.

Fits '06-'17 VRSC™ models.

**42275-07A** Black.

Fits '15-'17 Softail models (except FLSS, FLSTFBS and FXSE).

**36700104** Chrome.

**36700105** Black.

Fits '18-later Softail models. Will slightly extend the brake lever reach of FXFB, FXFBS, FXDRS and FXLRST models.

**36700209** Chrome.

**36700210** Black.

**36700211** Edge Cut.

Fits '21-later Touring models.

**36700272** Chrome.

**36700271** Black.

**36700273** Edge Cut.

**36700274** Slotted Chrome.

Fits '17-'20 Touring and '19-'20 Trike models.

**41700422A** Chrome.

**41700421A** Black.

**41700424A** Edge Cut.

**41700425A** Slotted Chrome.

Fits '14-'16 Touring models equipped with hydraulic clutch. Does not fit Trike models.

**36700065** Chrome.

**36700064** Black.

**36700067** Edge Cut.

Fits '14-'16 FLHR and FLHRC and '08-'13 Touring and Trike models. Does not fit models equipped with hydraulic clutch.

**38843-08** Chrome.

**38845-08** Black.

**36700004** Edge Cut.

Fits '17-'18 Trike models.

**41700423A** Chrome.



A. CHROME HAND CONTROL LEVERS



A. BLACK HAND CONTROL LEVERS



A. EDGE CUT HAND CONTROL LEVERS



A. SLOTTED HAND CONTROL LEVER KIT



B. CHROME CLUTCH BRACKET AND MASTER CYLINDER KIT - (45355-08 SHOWN)



B. CHROME CLUTCH AND BRAKE MASTER CYLINDER KIT - (41700480 SHOWN)



B. CHROME CLUTCH AND BRAKE MASTER CYLINDER KIT - (4701018 SHOWN)



B. CHROME CLUTCH AND BRAKE MASTER CYLINDER KIT - (41700440 SHOWN)



B. CHROME CLUTCH BRACKET AND MASTER CYLINDER KIT - (42117-08A SHOWN)



B. CHROME CLUTCH AND BRAKE MASTER CYLINDER KIT - (41700263D SHOWN)



B. CHROME CLUTCH AND BRAKE MASTER CYLINDER KIT - (4701019 SHOWN)



B. CHROME CLUTCH AND BRAKE MASTER CYLINDER KIT - (41700463 SHOWN)

# CONTROLS 519

## Hand Controls

### B. CHROME CLUTCH BRACKET AND MASTER CYLINDER RESERVOIR KIT

Replace your stock painted aluminum controls with brilliant chrome, without compromising quality. This kit is manufactured from Original Equipment components and includes a Chrome Master Cylinder Cover. When combined with Chrome Switch Housing Kit, Chrome Switch Caps and other Harley-Davidson® Genuine Motor Accessories, this front brake control kit provides a look that does more than stop your bike – it can stop traffic.

**45284-99E**

Fits '96-'03 XL, '96-'05 Dyna® and Softail® models with single disc front brakes and cable-operated clutch.

**45281-99E**

Fits '96-'03 XL models, '96-'05 Dyna and Softail and '96-'04 Touring models with dual disc front brakes and cable operated clutch.

**45355-08A**

Fits '08-'17 Dyna (except FXDF, FXDLS and '14-'17 FXDL) and '08-'14 Softail models equipped with single disc front brakes and cable-operated clutch.

**41700480**

Fits '18-later Softail (except FXLRS, FXLRST, FXDRS, FXFB and FXFBS) models.

**36700100**

Fits '15-'17 Softail models with cable-operated clutch.

**45355-06B**

Fits '06-'07 Dyna and Softail models equipped with single disc front brakes and cable-operated clutch.

**41701018**

Fits '21-later Touring and Trike models (except Road Glide® models) with cable-operated clutch.

**41700440**

Fits '17-'20 Touring (except Road Glide® models) and '19-'20 Trike models.

**41700263D**

Fit '14-'16 Touring models (except Road Glide) with hydraulic clutch. Does not fit Trike models.

**42117-08A**

Fits '08-'16 Touring models with cable-operated clutch.

**46418-05B**

Fits '05-'07 Touring models with cable-operated clutch.

**41700441A**

Fits '17-'18 Trike models.

**41700330A**

Fits '14-'16 Trike models with hydraulic clutch.

**41700463**

Fits '17-'20 Road Glide® models.

**41701019**

Fits '21-later Road Glide® models with cable-operated clutch.

Model Family Fitment:

V-ROD   
  SPORTSTER   
  DYNA  
 SOFTAIL   
  TOURING



# 520 CONTROLS

## Hand Controls

### A. SWITCH HOUSING KIT – CHROME

Convert your handlebar switch housings from black to brilliant chrome. Complete kit includes left and right housings sets. No switches or wiring required.

#### 70222-96B

Fits '02-'17 VRSC™, '96-'13 XL, '08-'12 XR, '96-'11 Dyna®, and Softail® (except FXSTDSE) and '96-'13 Road King® (except FLHRSE) models.

#### 71826-11

Fits '14-later XL, '12-'17 Dyna® and '11-later Softail® models not equipped with Cruise Control.

#### 71500442

Fits '16-later Softail models equipped with cruise control.

#### 71500185

Fits '14-later Touring (except FLHRXS) and Trike models.

#### 70228-96C

Fits '96-'13 FLHTCU, FLHTK, FLTR and FLTRU, '02-'13 FLHRC and '09-'13 FLHTCUTG models. Also fits '02-'13 FLHR models equipped with cruise control.

#### 71813-09

Fits '96-'13 FLHT, FLHTC, FLHX and FLTRX and '10-'11 FLHXXX models equipped with cruise control.

### B. HANDLEBAR RESERVOIR COVER SET

This kit includes a chrome-plated clutch bracket, handlebar control clamps, master cylinder cover and hardware to completely finish chroming the hand controls. Combine with chrome-plated Switch Housing Kit P/N 70222-96B to finish the look. Cannot be used with Auxiliary Lighting Kits.

#### 46099-98

Fits '96-'03 XL, '96-'17 Dyna, '96-'14 Softail and '96-'07 Touring models with dual disc front brakes. (Does not fit VRSC models or models equipped with hydraulic clutch.)

#### 46098-98

Fits '96-'03 XL, '96-'17 Dyna and '96-'14 Softail models with single disc front brakes. (Does not fit models equipped with hydraulic clutch.)



A. SWITCH HOUSING KIT – CHROME (71500185 SHOWN)



A. SWITCH HOUSING KIT – CHROME (71500442 SHOWN)



A. SWITCH HOUSING KIT – CHROME (70222-96B SHOWN)



A. SWITCH HOUSING KIT – CHROME (70223-96B SHOWN)



B. HANDLEBAR RESERVOIR COVER SET



C. TURN SIGNAL EXTENSION CAPS – BLACK (71500179 SHOWN)



C. TURN SIGNAL EXTENSION CAPS – CHROME (71500180 SHOWN)



D. SWITCH CAP KIT – CHROME (71500187C SHOWN)



D. SWITCH CAP KIT – CHROME (71500515 SHOWN)



D. SWITCH CAP KIT – CHROME (71500186A SHOWN)



D. SWITCH CAP KIT – CHROME (71500228C SHOWN)



D. SWITCH CAP KIT – CHROME (71500441 SHOWN)

#### Model Family Fitment:

- V-ROD
  SPORTSTER
  DYNA
- SOFTAIL
  TOURING

# CONTROLS 521

## Hand Controls

### C. TURN SIGNAL EXTENSION CAPS

Make signaling simple. These Turn Signal Extension Caps allow riders to easily reach and activate turn signals without repositioning or removing their hands from the grips. The one-piece design features a contoured thumb extension that places the left- and right-hand signal control in a comfortable position. Available in chrome and black, these Extension Caps replace the stock turn signal switch caps without re-wiring.

Fits '14-later XL, '12-'17 Dyna® and '11-later Softail® models (except FLDE, FLHC, FLHCS, FLSB, FLTSE, FXLRST and FXSBSE).

**71500177** Black.

**71500178** Chrome.

Fits '02-'17 VRSC™, '96-'13 XL, '08-'12 XR, '96-'11 Dyna, '96-'10 Softail and '96-'13 Touring and Trike models.

**71500179** Black.

Fits '20-later FLHT, '14-later Road King® and Freewheeler® models. Does not fit CVO™ models or Lighted Hand Control Switches P/N 71500561.

**71500285** Black.

Fits '16-later Electra Glide® (except FLHT), Street Glide®, Ultra Limited™, Road Glide® and FLHTCUTG models. Does not fit CVO™ models or Lighted Hand Control Switches P/N 71500561.

**71500286** Black.

### D. SWITCH CAP KIT – CHROME

Not satisfied until everything you see is chrome? These Chrome Switch Cap Kits will add style to one of the most visible areas of your bike, the switches. Shaped for the same ergonomic feel as the Original Equipment hand control switches, these caps replace the stock black caps without re-wiring. The chrome switch caps complement other chrome hand control accessories (Chrome Master Cylinder Kit, Chrome Hand Levers, Chrome Switch Housings and Chrome Master Cylinder Cover) to complete the custom look.

#### 71500187C

Fits '20-later FLTRK, '19-later FLHTK and FLHTKL, '16-later FLHTCU, FLHTCUL, FLHX, FLHXS, FLHXST, FLTRU, FLTRX, FLTRXS, FLTRXST and '09-'18 FLHTCUTG models. Does not fit CVO models.

#### 71500186A

Fits '16-later Road King, '20-later FLHT, and '15-'18 Freewheeler models. Does not fit CVO models.

#### 71500228C

Fits '16-'18 FLHTK and FLHTKL models. Does not fit CVO models.

**71500515** Fits '19-later FLHTCUTG models. Does not fit CVO models or Lighted Hand Control Switches P/N 71500561.

#### 71500517

Fits 19-later FLRT models. Does not fit with Lighted Hand Control Switches P/N 71500561.

#### 71500441

Fits '14-later XL, '12-'17 Dyna® and '11-later Softail® models (except FLDE). Kit includes switch cap for cruise-control equipped models for '16-later models. Does not fit models with Auxiliary Lamps.

#### 71804-03

Fits '02-'17 VRSC and '96-'13 XL and XR, '96-'11 Dyna, '96-'13 FLHR and '98-'01 FLHRC models. FLHR models equipped with cruise control use Kit P/N 71808-03.

#### 71500110

Fits '14-later XL, '12-'17 Dyna (except '16-'17 FXDLS), and '11-'15 Softail models.

#### 71802-03

Fits '96-'13 FLHTCU, FLHTK, FLTR and FLTRU and '09-'13 FLHTCUTG models.

#### 71816-09

Fits '96-'13 FLHT, FLHTC, FLHX and FLTRX and '10-'11 FLHXXX models equipped with cruise control.



# 522 CONTROLS

## Hand Controls

### A. FRONT MASTER CYLINDER COVER – CHROME

Includes chrome-plated cover, gasket and decal. Easily installed with included stainless steel screws.

**45078-96D** Brake.  
Fits '02-'05 VRSC™, '96-'03 XL, '96-'05 Dyna® and Softail® and '96-'04 Touring models.

**46424-05B** Brake.  
Fits '06-'17 Dyna, '06-'14 Softail and '05-'07 Touring models. Also fits '14-later Trike brake master cylinder and '14-'16 Trike clutch master cylinders.

**42123-08** Brake.  
Fits '08-later Touring and '09-'13 and '19-later Trike models.

**36700094A** Clutch.  
Fits '14-'16 Touring models equipped with hydraulic clutch. Does not fit Trike models.

**41700297** Brake.  
Fits '15-'17 Softail models.

**41700442** Clutch.  
Fits '17-'20 Touring and '19-'20 Trike models.

### B. EDGE CUT MASTER CYLINDER COVER

The Edge Cut master cylinder cover features a crisp anodized finish that is machined to expose the highlights or raw aluminum. The contrasting cut back look makes a powerful visual statement, and works great with both traditional and contemporary customizing styles. This cover is a direct replacement for the Original Equipment master cylinder cover. Easily installed kit includes cover, gasket and black hardware.

**41700334** Brake.  
Fits '06-'17 VRSC, '08-later Touring and '09-'13 Trike models.

**36700119** Clutch.  
Fits '06-'17 VRSC, and '14-'16 Touring models equipped with hydraulic clutch.



A. CHROME MASTER CYLINDER COVER  
45078-96D



A. CHROME MASTER CYLINDER COVER  
42123-08



B. EDGE CUT MASTER CYLINDER COVER  
41700334



A. CHROME MASTER CYLINDER COVER  
46424-05B



A. CHROME MASTER CYLINDER COVER  
36700094A



B. EDGE CUT MASTER CYLINDER COVER  
36700119



C. REAR MASTER CYLINDER COVER – CHROME  
(46463-08 SHOWN)



D. BANJO BOLT KIT – CHROME



E. SWITCH HOUSING HARDWARE KIT



G. THROTTLE CABLE CLIP – CHROME



C. REAR MASTER CYLINDER COVER – CHROME



F. REDUCED EFFORT CLUTCH KIT

# CONTROLS 523

## Hand Controls

### C. REAR MASTER CYLINDER COVER – CHROME

An easy way to add chrome to your bike is with this chrome-plated version of the stock master cylinder cover.

**46463-08**  
Fits '08-later Touring models. Does not fit Trike models.

**46425-05A**  
Fits '06-'17 Dyna® non-ABS models, '06-'17 Softail® and '05-'07 Touring models.

**45149-99C**  
Fit '00-'05 Softail and '99-'04 Touring models.

### D. BANJO BOLT KIT – CHROME

Replace the Original Equipment zinc finish brake line hardware with brilliant chrome custom banjo bolts.

**41843-08**  
Fits '06-'17 VRSC™, '08-later Touring and '09-'13 Trike models.

### E. SWITCH HOUSING HARDWARE KIT

Complete the chrome conversion with this Chrome Hardware Kit. Chrome-plated stainless steel hardware replaces the Original Equipment black hardware on the hand control switch housing, clutch and brake bracket clamps.

**91124-03A**  
Fits '96-later models (except 15-later XG, '04-later XL and XR and '15-later Softail, Touring and Trike).

### F. REDUCED EFFORT CLUTCH KIT

Kit includes a new clutch spring and inner/outer ramps that significantly reduce clutch lever effort. Original Equipment on '06-later Twin Cam-equipped models.

**36808-05**  
Fits '99-'05 Twin Cam-equipped models. Stock on '06-later Twin Cam-equipped models. This kit is not for use with Screamin' Eagle® Performance Parts.

### G. THROTTLE CABLE CLIP – CHROME

Tie up the loose ends to complete your custom ride. When matched to Original Equipment black cables or available braided cables, these decorative clips link the throttle and idle cables for a clean custom look.

**91274-04**  
Fits '84-later models with throttle/idle cables (except '15-later XG).

#### Model Family Fitment:

- V-ROD
- SPORTSTER
- DYNA
- SOFTAIL
- TOURING



# 524 CONTROLS

## Hand Controls

### A. LIGHTED HAND CONTROL SWITCHES

Add function and style to the Original Equipment hand controls. Lighted Hand Controls feature soft white LED backlighting that illuminates the switch function icons for enhanced night-time visibility. You get at-a-glance identification and a modern up-to-date look. Kit includes plug-in switch packs for left- and right-hand controls, now including the Traction Control switch for '20-later models.

**71500629** **\$272.95**  
Fits '21-later Touring models with Traction Control and '21-later FLHTCUTG. Does not fit Road King® or FLHT models. Does not fit with Chrome Switch Cap Kits.

**71500561**  
Fits '20 Touring models with Traction Control and '19-'20 FLHTCUTG. Does not fit with Chrome Switch Cap Kits.

**71500248C**  
Fits '14-'20 Touring models (without Traction Control) with a Boom!™ Box audio system (for RDRS see P/N 71500561) and '14-'18 FLHTCUTG models. Stock on '14-'19 CVO™ Touring models.

**71500250B**  
Fits '14-'16 FLHR and FLHRC models.

### B. CLUTCH FERRULE AND BANJO BOLT COVER KITS

These chrome-plated die-cast covers provide a custom look to your hand controls. The pair of tapered covers conceals the brake banjo bolt cable and the clutch cable or hydraulic line connections as they enter the hand controls. The two-piece design is easy to install and adds a finishing touch to Original Equipment or braided lines and cables. Kits are available for models with cable- or hydraulic-operated clutch.

**41300061** Brake and Cable Clutch.  
Fits '84-later models (except VRSC™, '15-later XG, and '08-later XR). Will not fit models equipped with hydraulic clutch. Some models may require rotation of the front master cylinder banjo fitting. See the service manual for Brake systems procedures.

**41300062** Brake and Hydraulic Clutch.  
Fits '09-'17 VRSC™, '14-'20 Touring (except Road Glide®), '14-'20 Trike and '08-'20 CVO models and bikes equipped with hydraulic clutch. Does not fit '15-later Softail® models. Some models may require rotation of the front master cylinder banjo fitting. See the service manual for Brake systems procedures.

### C. CLUTCH FERRULE AND BANJO BOLT COVER KIT – CHROME

Die-cast chrome covers provide a custom look to your stock banjo bolts and handlebar clutch ferrule. Fits clutch ferrule on handlebar and banjo bolts on brake master cylinders and calipers. Installs in seconds.

**32714-98A**  
Fits '84-later models with stock master cylinder and calipers (except '02-later VRSC, '15-later XG, '04-later XL, '18-later Softail and '08-later Touring and Trike). Will not fit models equipped with hydraulic clutch.



A. LIGHTED HAND CONTROL SWITCHES



A. LIGHTED HAND CONTROL SWITCHES – (71500561 SHOWN)



A. LIGHTED HAND CONTROL SWITCHES – (71500248C SHOWN)



B. CLUTCH FERRULE AND BANJO BOLT COVER KITS



B. BRAKE & CABLE CLUTCH



B. BRAKE & HYDRAULIC CLUTCH



C. CLUTCH FERRULE AND BANJO BOLT COVER KIT – CHROME



D. CRUISE CONTROL KIT (41000369 SHOWN)



E. HANDLEBAR SWITCH CONTROL KIT



F. AUXILIARY ACCESSORY SWITCH HOUSING KIT – CHROME (SHOWN WITH AUXILIARY ON/OFF SWITCH)



F. AUXILIARY ACCESSORY SWITCH HOUSING KIT – BLACK (SHOWN WITH AUXILIARY ON/OFF SWITCH)



G. AUXILIARY ON/OFF SWITCH KIT

# CONTROLS 525

## Hand Controls

### D. CRUISE CONTROL KIT

For long-distance runs, there's nothing better than letting your bike do all the work. This Cruise Control Kit puts you just minutes away from true touring bliss. Unlike mechanical throttle controls or friction thumb wheels, this complete electronic speed control allows you to set and maintain constant speed at the touch of a button. Your dealer will install the new hand controls, enable the cruise control function in the Electronic Control Module (ECM) and you're ready to roll. No splicing into the wiring harness to install. Kit includes updated switch housings and all necessary hardware.

**41000369**  
Fits '16-later Softail® models. Original Equipment on '16-'17 FLSS, FLSTC, FLSTFBS, FLSTN and FXSE models and '18-later FLHC, FLHCS and FLSB models. Dealer Digital Technician™ software update is required.

### E. HANDLEBAR SWITCH CONTROL KIT

Updated for use with '07-later models equipped with clutch interlock system. This exclusive Harley-Davidson® kit simplifies the switch to custom style handlebars. Kit features the Original Equipment left and right switch housings, 60.0" wiring harness and all necessary hardware.

**70239-07**  
Fits '96-'13 XL, '08-'13 XR, '96-'11 Dyna® and '96-'10 Softail models (except '07-'10 FLSTF). Also fits '96-'13 Touring models without cruise control or radio controls.

### F. AUXILIARY ACCESSORY SWITCH HOUSING KIT

Keep your eyes on the road and your hands on the grips with these easy-to-reach Auxiliary Accessory Switch Housings. Available for left and right hand control clusters, these housings will allow you to install up to six switches (when two housings are used) to control various electrical devices. Available in black to match Original Equipment switch housings or a bright chrome finish to complement accessory Chrome Switch Housing Kits. All necessary mounting hardware is included. Switches sold separately.

Fits '96-later VRSC™, XL, XR, Dyna, Softail (except FLSB, FLSTF, FLSTFB, FLSTFBS, FXDRS, FXSB and FXSE) and Touring models (except '15-later Road Glide® and FLHRXS). Does not fit Trike models. Does not fit models equipped with Large Diameter Handlebars, Handlebar-Mounted GPS, Boom!™ Audio Cruiser Amp & Speaker Kits or Tour-Pak® Mounted CD Changer P/N 77184-01. '04-later XL and XR models require separate purchase of (2) Screw P/N 3832M.

**70213-02C** Chrome Left Side.

**70248-02B** Black Left Side.

Fits '96-later VRSC, XL, XR, Dyna, Softail (except FLSB, FLSTF, FLSTFB, FLSTFBS, FXDRS and FXSE) and Touring models (except '15-later Road Glide and FLHRXS). Does not fit Trike models. Does not fit models equipped with Large Diameter Handlebars, Handlebar-Mounted GPS, Boom! Audio Cruiser Amp & Speaker Kits or Tour-Pak Mounted CD Changer P/N 77184-01. '04-later XL and XR models require separate purchase of (2) Screw P/N 3832M.

**70255-02B** Chrome Right Side.

### G. AUXILIARY ON/OFF SWITCH KIT

Styled to match the Original Equipment hand controls. These Auxiliary On/Off switches allow you to control additional electrical accessories with the touch of a finger when installed in the Auxiliary Accessory Switch Housing. Switches sold individually.

**71718-02**  
Fits Auxiliary Accessory Switch Housing Kits P/N 70255-02B, 70256-02, 70213-02C and 70248-02B.

#### Model Family Fitment:

- V-ROD
- SPORTSTER
- DYNA
- SOFTAIL
- TOURING



## COMFORT, STYLE OR BOTH?

Every person is unique. Your overall height, arm reach, upper body length and riding style all dictate your relationship to the bike's controls. Add in the desire for a unique, custom look and your handlebar options multiply exponentially.\*



### REACH™ HANDLEBARS

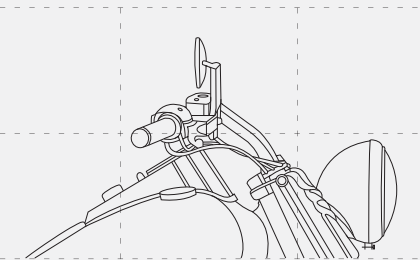
Recommended for shorter riders, Reach™ Handlebars are shaped to position the hand controls closer to the rider for optimized elbow and wrist position.



### TALLBOY™ HANDLEBARS

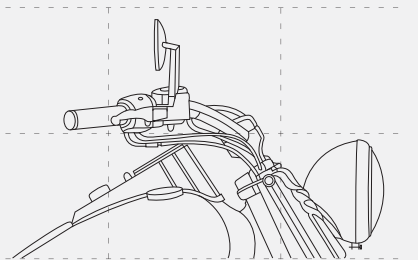
Recommended for taller riders, Tallboy™ handlebars enable long-armed riders to more comfortably fit and maneuver the motorcycle.

## YOUR RIDING POSITION



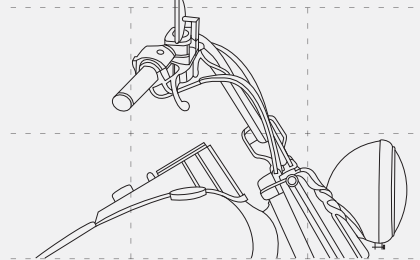
### DRAG HANDLEBAR\*

Narrow, flat and more aggressive, drag bars provide a straight elbow and neutral hand and wrist position. For maximum comfort, drag bars can be positioned with curved or straight risers to minimize stretch to the controls.



### BEACH HANDLEBAR\*

Low and wide, a beach bar spreads your arms and gives you room to breathe. Ideal for the rider with long arms, beach bars can be a little too wide for many riders. While selecting a bar, make sure you can reach the hand controls when the handlebar is fully turned.

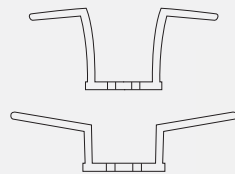


### APE & TALLBOY HANDLEBAR\*

Tall and wide, ape and Tallboy™ handlebars provide a classic "fists-in-the-wind" look and can add long-haul comfort for riders with long arms. Because handlebar height is regulated in many areas, check local laws before installing a tall handlebar.

### CHIZELED HANDLEBAR\*

For cutting edge style, a Chizeled Bar combines the hands-up feel of a mini-ape with the narrow width of a drag bar. The bar's shoulder-width design keeps the elbows in and the arms straight ahead, and the wrist and hands fall in a neutral palms-down grip.



## HANDLEBAR DIMENSIONS

(IN INCHES)

Handlebar Kit	Bar Diameter	Width	Pull Back	Rise	Base Width	Knurl Center	Finish
5580035A	1.00	29.25	3.80	0.00	9.00	3.14	Satin Black
55800103	1.00	25.75	4.30	8.30	8.50	3.22	Satin Black
55800188	1.25	32.00	7.00	8.00	10.00	3.22	Chrome
55800198	1.00	25.75	4.30	8.30	8.50	3.22	Chrome
55800224	0.88	30.00	1.90	8.25	8.40	3.22	Satin Black
55800225	0.88	30.50	1.60	0.00	12.00	3.22	Satin Black
55800237	0.88	30.00	1.90	8.25	8.40	3.22	Chrome
55800238	0.88	30.50	1.60	0.00	12.00	3.22	Chrome
55800252	1.25	33.75	7.25	10.25	10.00	3.22	Chrome
55800862	1.25**	35.25	5.25	10.50	16.00	3.50	Chrome
55800863	1.25**	35.25	5.25	10.50	16.00	3.50	Gloss Black
55800341	1.00	30.75	5.00	-3.00	12.00	3.22	Chrome
55800342	1.00	30.75	5.00	-3.00	12.00	3.22	Satin Black
55800345	1.00	28.50	4.75	3.75	7.50	3.14	Satin Black
55800386	1.25	31.25	7.25	11.25	9.63	3.20	Chrome
55800388	1.25	31.25	7.25	11.25	9.63	3.20	Gloss Black
55800421	1.25**	27.50	4.00	12.00	9.50	3.00	Chrome
55800422	1.25**	27.50	4.00	12.00	9.50	3.00	Gloss Black
55800430	1.00	27.50	5.50	4.00	8.50	3.14	Chrome
55800431	1.00	27.50	5.50	4.00	8.50	3.14	Gloss Black
55800439	1.25	31.00	6.25	14.00	11.25	3.00	Chrome
55800440	1.25	31.00	6.25	14.00	11.25	3.00	Gloss Black
55800548A	1.25	33.75	9.25	14.75	12.50	3.14	Chrome
55800549A	1.25	33.75	9.25	14.75	12.50	3.14	Satin Black
55800550A	1.25	34.75	10.00	12.25	12.50	3.14	Chrome
55800551A	1.25	34.75	10.00	12.25	12.50	3.14	Satin Black
55800563	1.00	30.00	9.25	5.25	11.75	3.14	Polished SST
55800568	1.25	31.60	6.42	9.00	11.25	3.00	Chrome
55800569	1.25	31.60	6.42	9.00	11.25	3.00	Gloss Black
55800579	1.00	31.75	6.25	7.00	9.00	3.50	Gloss Black
55800580	1.00	31.00	4.50	7.25	10.00	3.14	Chrome
55800587	1.00	31.00	4.50	7.25	10.00	3.14	Gloss Black
55800589	1.00	30.81	13.09	6.63	15.14	3.48	Chrome
55800590	1.00	30.81	13.09	6.63	15.14	3.48	Gloss Black
55800591	1.00	32.39	6.03	11.17	16.16	3.48	Chrome
55800592	1.00	32.39	6.03	11.17	16.16	3.48	Gloss Black
55800712	1.25	34.68	7.09	7.75	10.20	3.22	Chrome
55800714	1.25	34.68	7.09	7.75	10.20	3.22	Gloss Black

Handlebar Kit	Bar Diameter	Width	Pull Back	Rise	Base Width	Knurl Center	Finish
55800715	1.00	31.60	7.20	7.03	9.84	3.14	Chrome
55800717	1.00	31.60	7.20	7.03	9.84	3.14	Black
55800719	1.00	34.64	10.33	4.97	13.05	3.14	Chrome
55800721	1.00	34.64	10.33	4.97	13.05	3.14	Gloss Black
55800748	1.25	35.44	3.69	12.48	11.00	3.54	Gloss Black
55800749	1.25	35.44	3.69	12.48	11.00	3.54	Chrome
55800750	1.25	35.44	3.71	16.46	11.00	3.54	Chrome
55800751	1.25	35.44	3.71	16.46	11.00	3.54	Gloss Black
55800856	1	28.5	3	1.5	5.74	-	Black Anodize
55800858	1.25	28.5	3	1.5	5.74	-	Black Anodize
55800861	1	28.5	4	0	7.26	3.5	Gloss Black
55801003	1	32	6.5	8.75	10	3.14	Chrome
55864-09	1.00	31.25	5.00	12.00	11.50	3.14	Satin Black
55914-98	1.00	30.75	7.50	12.25	15.00	3.50	Polished SST
55919-82T	1.00	32.50	9.00	5.00	14.25	3.50	Chrome
55954-00	1.00	30.00	9.00	9.50	13.75	3.14	Chrome
55967-08	1.25	35.50	11.50	4.75	12.25	3.50	Chrome
55975-08A	1.00	30.25	5.75	6.75	9.00	-	Chrome
55977-09A	1.25	30.50	7.00	0.00	6.50	3.50	Satin Black
55985-10	1.00	30.25	5.75	6.75	9.00	-	Satin Black
56021-04B	1.00	31.00	5.75	6.00	8.75	4.25	Chrome
56036-08	1.00	31.75	6.50	10.00	15.75	3.50	Chrome
56075-07	1.00	32.00	6.50	8.75	10.00	3.14	Satin Black
56075-07A	1.00	32.00	6.50	8.75	10.00	3.14	Gloss Black
56079-93T	1.00	32.00	6.50	8.75	10.00	3.14	Chrome
56085-83T	1.00	31.00	5.75	6.00	7.75	3.14	Chrome
56166-08	1.00	32.00	5.50	11.25	13.00	3.14	Chrome
56180-08	1.00	30.00	9.00	9.50	13.75	3.14	Chrome
56558-95	1.00	27.00	4.00	0.00	8.50	3.14	Chrome
56563-95	1.00	31.50	5.50	9.75	9.50	3.14	Chrome
56623-99A	1.00	31.25	5.00	12.00	11.50	3.14	Chrome
56760-04	1.25	35.50	4.75	12.00	12.25	4.75	Chrome
56857-05	1.25	32.60	6.60	9.01	9.00	3.14	Chrome
56902-08	1.00	31.25	5.00	12.00	11.50	3.14	Polished SST
56943-10B	1.25**	33.54	7.45	12.17	11.00	3.50	Chrome
57466-10	1.00	28.80	6.25	5.70	7.00	3.14	Satin Black
57474-11	1.00	35.00	1.75	12.00	16.00	3.50	Chrome
57485-11	1.00	35.00	1.75	12.00	16.00	3.50	Satin Black

### CHOOSING YOUR HANDLEBAR

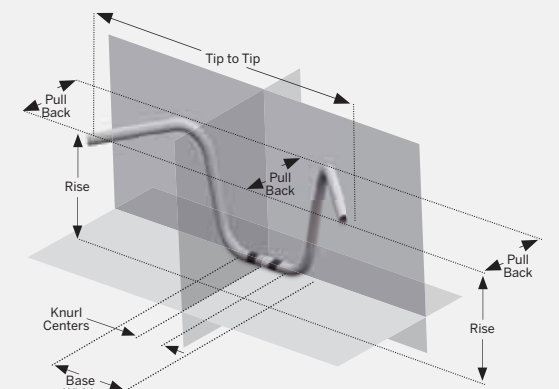
**RISE** is the vertical distance between a handlebar's tip and its base. Adding risers to bars that sit too low can help put hand grips into your sweet spot.

**PULL BACK** is the distance the handlebar tips come back toward the rider. Greater pull back can eliminate the long reach to the bar for a shorter rider.

**WIDTH** is measured from tip to tip. Make sure the bar isn't too wide so it pulls your hands off the grips when turning.

**KNURL CENTER** is the distance between the center line of the bar's knurling. The measurement should match the riser dimension to maximize clamping pressure.

\*NOTE: Installation of some handlebars and risers may require a change in clutch and/or throttle cable and brake lines for some models. Handlebar height is regulated in many locations. Check local laws to ensure your motorcycle meets applicable regulations. \*\*1.25" Fat Bar base necks down to fit 1.0" handlebar clamp.





# 528 CONTROLS

Handlebars – Dyna®/Softail®

## A. EXTREME REACH™ HANDLEBAR\*

Extensively tested with a panel of riders between 5'-0" to 5'-5" tall, this Extreme Reach™ Handlebar and recommended riser combination was proven to be the most ergonomically pleasing handlebar for many Dyna® and Softail® models. Shaped to provide the ideal balance of pull back and width, this handlebar produces an overall pull back of 11.0" and a tip-to-tip width of 30.0" when combined with Curved Riser Kit P/N 56266-09 (sold separately). Your hands fall naturally in place and the narrow width reduces your stretch while making low-speed turns and parking lot maneuvers.

**55800563**

Fits '06-'17 Dyna (except '14-'17 FXDL) and '00-'17 Softail models (except FLSS, FLSTFBS, FXCW, FXCWC, FXS, FXSB, FXSTD and Springer™). Does not fit CVO™ models. All models require separate purchase of additional installation components.

See your Dealer for cables, lines and additional installation components required, or visit [www.H-D.com/store](http://www.H-D.com/store) and search part number 55800563.



A. EXTREME REACH HANDLEBAR



A. EXTREME REACH HANDLEBAR WITH RISER KIT P/N 56266-09



A. EXTREME REACH HANDLEBAR (SHOWN WITH CURVED RISER KIT)



B. REACH HANDLEBAR – 1.0"



Reach Handlebars



Tallboy Handlebars

\*NOTE: Installation of some handlebars and risers may require a change in clutch and/or throttle cable and brake lines for some models. Handlebar height is regulated in many locations. Check local laws to ensure your motorcycle meets applicable regulations.

# CONTROLS 529

Handlebars – Dyna®/Softail®

## C. FAT REACH™ HANDLEBAR\* – 1.25"

Slammed and styled for a low-profile look, this 1.25" handlebar places the hand controls closer to the rider for an optimized elbow bend and wrist position, offering improved confidence and long-range comfort for shorter-armed riders.

Fits '18-later FLFB, FLFBS, FLFL, FLFLB, FXBR, FXBRS, FXDRS, FXFB and FXFBS models. Does not fit FXFB and FXFBS models without ABS Brakes. FLFL models require separate purchase of 1.25" handlebar riser kit. All models require separate purchase of additional installation components.

**55800712** Chrome.

**55800714** Gloss Black.

See your Dealer for cables, lines and additional installation components required, or visit [www.H-D.com/store](http://www.H-D.com/store) and search part number 55800712 or 55800714.

## D. TALLBOY™ HANDLEBAR – 1.0"

Recommended for riders 5'9" and taller, this 1.0" Tallboy™ handlebar enables long-armed riders to more comfortably fit and maneuver Softail® motorcycle. Shaped to provide the ideal balance of rise and width, this bar places the hands in a neutral position and stretches the arms to reduce the bend at the elbow.

Fits '18-later FLDE, FLHC, FLHCS, FLFL, FXBB, FXLR, FXST and '21-later FXBBS models. All models require separate purchase of additional installation components.

**55800719** Chrome.

**55800721** Gloss Black.

See your Dealer for cables, lines and additional installation components required, or visit [www.H-D.com/store](http://www.H-D.com/store) and search part number 55800719 or 55800721.



C. FAT REACH HANDLEBAR – 1.25"



D. TALLBOY HANDLEBAR – 1.0"

\*NOTE: Installation of some handlebars and risers may require a change in clutch and/or throttle cable and brake lines for some models. Handlebar height is regulated in many locations. Check local laws to ensure your motorcycle meets applicable regulations.

Model Family Fitment:

V-ROD   
  SPORTSTER   
  DYNA  
 SOFTAIL   
  TOURING



# 530 CONTROLS

Handlebars – Dyna®/Softail®/Sportster®

## A. FAT DRAG HANDLEBAR\*

Complete the transition to the dark side. The same shape as the Original Equipment polished handlebar on '08-'17 Fat Bob® models, this black drag bar places the hands in an aggressive but comfortable riding position and complements black finished hand controls and mirrors.

**55977-09A** Satin Black.  
Fits '18-later Softail® models (except FLDE, FLHC, FLHCS, FLSE, FLSL, FXLR, FXLRS and FXLRST), '17 FXDB, '08-'17 FXDF, '10-'17 FXDWG, '10-'17 FLSTF and FLSTFB, '15 FXST, '10 FXSTB. All models require separate purchase of additional components.

See your Dealer for cables, lines and additional installation components required, or visit [www.H-D.com/store](http://www.H-D.com/store) and search part number 55977-09A.

## B. STREET SLAMMER BAR\*

Comfort and attitude in one. This Street Slammer drag bar with 7.0" integrated risers offers a stylish alternative to separate curved risers, bar and handlebar clamp combinations and reduces the stretch required to reach traditional straight bars. This 1.25" fat bar is factory drilled to accept hidden control wires for a clean custom look. Available in brilliant chrome or satin black finish.

Fits '12-'16 FLD, '06-'17 FXDB, '08-'17 FXDF, '01-'05 FXDL, '16-'17 FXDLS, '99-'17 FXDWG, '00-'17 FLS, FLSS, FLSTC, FLSTF, FLSTFB, FLSTFBS, FLSTN, FXST, FXSTB, FXSTC and FXSTD, and '03-'13 FLHR and FLHRC models. All models require separate purchase of additional installation components. Does not fit Road King® models equipped with cruise control, '08 ABS-equipped models, Heated Hand Grips, Hydraulic Clutch Kits, Handlebar Mounted Gauges, Road Tech™ Radio, Softail® Nacelle Kit or Sidecar-equipped models.

**55975-08A** Chrome.  
**55985-10** Satin Black.

See your Dealer for cables, lines and additional installation components required, or visit [www.H-D.com/store](http://www.H-D.com/store) and search part number 55975-08A or 55985-10.

## C. DRAG BAR\*

Nothing says minimalist like a classically simple drag bar. Shaped to give the Nightster™ and Iron 883™ models an aggressive riding profile, this satin black 1.0" Drag Bar features 0" of rise and 4.0" of pull back to provide an excellent combination of forward positioning and wrist control.

**55800035A** Satin Black.  
Fits '07-later XL models with 2.2 or 3.3 gallon fuel tank. Does not fit XL883C, XL883R, XL1200C, XL1200L, XL1200R, XL1200T, '11-later XL883L or models equipped with 4.5 gallon large-capacity fuel tank. All models require separate purchase of additional components.

### Shown with:

#### HANDLEBAR RISER SPACER KIT

Required for installation of Clubman, Drag, Chizeled and Chizeled Lo Handlebars on Sportster XL1200X models, these gloss black spacers lift the bar and the gauge mount just enough to allow the bar to clear the upper fork nuts. You maintain the tight close-to-the-triple-tree look, and gain a stretched-out aggressive riding posture.

**55900074**  
Fits '10-later XL1200X and XL1200XS models.

See your Dealer for cables, lines and additional installation components required, or visit [www.H-D.com/store](http://www.H-D.com/store) and search part number 55800035A.

\*NOTE: Installation of some handlebars and risers may require a change in clutch and/or throttle cable and brake lines for some models. Handlebar height is regulated in many locations. Check local laws to ensure your motorcycle meets applicable regulations.



A. FAT DRAG HANDLEBAR – SATIN BLACK (WIDE GLIDE SHOWN)



B. STREET SLAMMER BAR – CHROME (ROAD KING SHOWN)



C. DRAG BAR – SATIN BLACK (SHOWN ON XL1200X WITH RISER SPACER KIT)



D. 1" MOTO BAR – BLACK ANODIZED



D. 1.25" MOTO BAR – BLACK ANODIZED, TAPERED



E. DRAG BAR – GLOSS BLACK

# CONTROLS 531

Handlebars – Softail®

## D. MOTO BAR – BLACK ANODIZED\*

Made from lightweight aluminum anodized with a black finish, this club-style handlebar features a performance-style graphic. Pair with tall risers to complete the unique custom look.

**55800856** 1"  
Fits '18-later FLSL, FXBB, FXBBS, FXBR, FXLR, FXLRS and FXST, '14-later Road King models. Does not fit FXBB, FXBBS and FXST models with accessory Quarter Fairing or accessory windshields when using original equipment handlebar risers. FXLR models equipped with Color-Matched Quarter Fairing and Tall Risers P/N 55800852 require separate purchase of Turn Signal Brackets P/N 12700164 and 67800630. Installation requires separate purchase of additional components.

**55800858** 1.25" Tapered.  
Fits '18-later FLFB, FLFBS, FLSL, FXBB, FXBBS, FXBR, FXBRS, FXDRS, FXFB, FXFBS, FXLR, FXLRS and FXST, '14-later Road King models. Does not fit FLFB, FLFBS, FXBR, or FXBRS models with accessory windshields. Does not fit FXBB, FXBBS and FXST models with accessory Quarter Fairing or accessory windshields when using original equipment handlebar risers. FXLR models equipped with Color-Matched Quarter Fairing and Tall Risers P/N 55800854 require separate purchase of Turn Signal Brackets P/N 12700164 and 67800630. Installation requires separate purchase of additional components.

See your Dealer for cables, lines and additional installation components required, or visit [www.H-D.com/store](http://www.H-D.com/store) and search part number 55800856 or 55800858.

## E. DRAG BAR\*

This nearly straight 1" drag bar moves the hands forward and gives riders a new option for a more aggressive, sporty riding position. The dark finish matches other dark components to complete or complement an overall blacked-out style.

**55800861** Gloss Black.  
Fits '18-later FXBB, FXLR, FLSL, FXST and '21-later FXBBS models. Does not fit with accessory windshields on stock risers. Installation requires separate purchase of additional components.

See your Dealer for cables, lines and additional installation components required, or visit [www.H-D.com/store](http://www.H-D.com/store) and search part number 55800861.

\*NOTE: Installation of some handlebars and risers may require a change in clutch and/or throttle cable and brake lines for some models. Handlebar height is regulated in many locations. Check local laws to ensure your motorcycle meets applicable regulations.

### Model Family Fitment:

- V-ROD
- SPORTSTER
- DYNA
- SOFTAIL
- TOURING



# 532 CONTROLS

Handlebars – Sportster®

## A. SPORTSTER TALLBOY® HANDLEBAR\*

Ergonomically designed and tested by a panel of riders from 5'11" to 6'4", this 1.0" Tallboy® handlebar enables long-armed riders to more comfortably fit and maneuver a compact Sportster® model. Shaped to provide the ideal balance of rise and width, this bar places the hands in a neutral position and stretches the arms to reduce the bend at the elbow.

Fits '07-later XL models (except XL883R and XL883C). All models require separate purchase of additional installation components.

**55800580** Chrome.

**55800587** Gloss Black.

See your Dealer for cables, lines and additional installation components required, or visit [www.H-D.com/store](http://www.H-D.com/store) and search part number 55800580 or 55800587.

## B. IRON 883™ HANDLEBAR\*

Add an edgy touch to your Sportster model. Featuring the same shape, rise and pull back of the Iron 883™ Original Equipment stainless pull back handlebar, this satin black bar provides a choice in customizing style without the need to change cables and brake lines. Original Equipment on XL883N and XL1200X models.

**55800345** Satin Black.

Fits '10-later XL883L, XL1200C, XL1200NS, XL1200T, XL1200V and XL1200XS models. Installation requires separate purchase of additional components. Original Equipment on XL883N and XL1200X models.

See your Dealer for cables, lines and additional installation components required, or visit [www.H-D.com/store](http://www.H-D.com/store) and search part number 55800345.



A. SPORTSTER TALLBOY HANDLEBAR



B. IRON 883 HANDLEBAR – SATIN BLACK



Tallboy Handlebars

\*NOTE: Installation of some handlebars and risers may require a change in clutch and/or throttle cable and brake lines for some models. Handlebar height is regulated in many locations. Check local laws to ensure your motorcycle meets applicable regulations.

# CONTROLS 533

Handlebars – Dyna®/Softail®/Road King®

## C. HOLLYWOOD HANDLEBAR\*

Original Equipment on the Softail Slim® model, this traditional Hollywood-styled handlebar combines the laid-back riding attitude of the '40s with a shape that's perfect for today's new school stripped-down bobbers. With its limited rise, narrow profile and gentle pull back shape, this bar captures the look of a classic bar without the wide beach bar riding position.

**55800579** Gloss Black.

Fits '10-later XL1200X and XL1200XS, '06-'17 FXDB, '10-'17 FXDWG, '00-'17 FLSTC, FLSTF and FLSTFB, '08-'17 FLSTN, '18-later Softail (except FXFB, FXFBS, FXBR, FXBRS, FXLRS and FXLRST), '15-later FLRT models. Requires separate purchase of additional installation components.

See your Dealer for cables, lines and additional installation components required, or visit [www.H-D.com/store](http://www.H-D.com/store) and search part number 55800579.



C. HOLLYWOOD HANDLEBAR (SPORTSTER FORTY-EIGHT SHOWN)



## D. BEACH HANDLEBAR\*

This beefy 1.25" bar shows off your bike in style! This fat bar allows you to tuck the wires inside the bar for a clean, custom appearance and the highly polished and chrome-plated bar will get you noticed. Installation requires separate purchase of additional components.

**55967-08** Chrome.

Fits '12-'16 FLD, '06-'07 and '13-'17 FXDB, '08-'17 FXDF, '01-'05 FXDL, '99-'17 FXDWG, '00-'15 FXST, FXSTB, FXSTC and FXSTD and '03-'13 FLHR, FLHRC, FLHRS. All models require separate purchase of additional installation components. Does not fit '08 ABS-equipped models, Hydraulic Clutch Kits, Handlebar Mounted Gauges, Road Tech™ Radio, Softail® Freight Train Nacelle Kit, or Sidecar-equipped models. Compatible with accessory heated grips (except FLHTK Heated Grips or Black Rubber Heated Hand Grips P/N 56100034).

See your Dealer for cables, lines and additional installation components required, or visit [www.H-D.com/store](http://www.H-D.com/store) and search part number 55967-08.



D. BEACH HANDLEBAR (HERITAGE SOFTAIL CLASSIC SHOWN)



## E. NARROW BEACH HANDLEBAR\*

This beefy 1.25" handlebar sets the tone for a full-on custom ride. This chrome-plated fat bar combines the low rise and sweeping shape of a beach-style bar with a narrower tip-to-tip width for added rider comfort. Factory drilled to allow internal wiring for show-winning style.

**55801330**

**\$199.95**

Fits '12-'16 FLD, '13-'17 FXDB and '00-'15 FXST, FXSTB, FXSTC, FXSTD. May require separate purchase of riser kit and additional installation components. Compatible with accessory heated grips (except FLHTK Heated Grips or Black Rubber Heated Hand Grips P/N 56100034).

See your Dealer for cables, lines and additional installation components required, or visit [www.H-D.com/store](http://www.H-D.com/store) and search part number 55801330.



E. NARROW BEACH HANDLEBAR (FAT BOY SHOWN)

Model Family Fitment:

- V-ROD
- SPORTSTER
- DYNA
- SOFTAIL
- TOURING

\*NOTE: Installation of some handlebars and risers may require a change in clutch and/or throttle cable and brake lines for some models. Handlebar height is regulated in many locations. Check local laws to ensure your motorcycle meets applicable regulations.



## 534 CONTROLS

Handlebars – Sportster®/Dyna®

### A. CHIZELED HANDLEBAR\*

Achieve ultimate cutting-edge style. The Chizeled Bar features the edgy profile of the classic Z bar and combines the hands-up feel of a mini-ape with the narrow width of a drag bar. The result? A classic chopper attitude. The 1.0" bar replaces mitered and welded corners with cast seamless 90° bends for added strength and style. The cast elbows eliminate sharp internal bends and the bar features removable Bar & Shield plugs to simplify internal wiring.

Fits '07-later XL883L, XL883N, XL1200L, XL1200N, XL1200NS, XL1200T, XL1200V, XL1200X and XL1200XS models. Also fits '06-'17 FXDB models with Original Equipment Handlebar P/N 58079-93. Does not fit with Heated Hand Grips. XL models require separate purchase of additional components.

**55800198** Chrome.

**55800103** Satin Black.

See your Dealer for cables, lines and additional installation components required, or visit [www.H-D.com/store](http://www.H-D.com/store) and search part number 55800198 or 55800103.



A. CHIZELED HANDLEBAR – SATIN BLACK (STREET BOB SHOWN)

### B. CHIZELED LO HANDLEBAR\*

With a low-profile 4.0" rise and a narrow lane-splitting 27" width, this compact Z-bar bar will give your bike a classic West Coast look. The 1.0" Chizeled Bar replaces mitered and welded corners with cast seamless 90° bends for added strength and style. The cast elbows eliminate sharp internal bends and the bar features removable Bar & Shield plugs to simplify internal wiring.

Fits '07-later XL883L, XL883N, XL1200CX, XL1200L, XL1200N, XL1200NS, XL1200T, XL1200V, XL1200X and XL1200XS, and '06-'17 FXDB models. Does not fit with Heated Hand Grips. All models require separate purchase of additional components.

**55800430** Chrome.

**55800431** Gloss Black.

See your Dealer for cables, lines and additional installation components required, or visit [www.H-D.com/store](http://www.H-D.com/store) and search part number 55800430 or 55800431.



B. CHIZELED LO HANDLEBAR

### C. FAT CHIZELED HANDLEBAR\*

Achieve ultimate cutting-edge style. The Chizeled Bar features the edgy profile of the classic Z bar and combines the hands-up feel of a mini-ape with the narrow width of a drag bar. The result? A classic chopper attitude, and a comfortable hand and wrist position for tall riders. When installed with the stock riser, this 12" handlebar has the look and feel of a 14" version. The bar replaces mitered and welded corners with cast seamless 90° bends for added strength and style. The cast elbows eliminate sharp internal bends and the bar features removable Bar & Shield plugs to simplify internal wiring. The fat 1.25" bar necks down to fit stock 1.0" vehicle handlebar clamps.

**55800421** Chrome.

Fits '12-'16 FLD, '13-'17 FXDB, '16-'17 FXDLS, and '00-'17 FLS, FLSS, FLSTC, FLSTF, FLSTFB, FLSTFBS, FLSTN, FXST, FXSTB, FXSTC and '18-later Softail® (except FXBR, FXBRS, FXFB, FXFBS, FXLRS and FXLRST). All models require separate purchase of additional installation components. Does not fit with stock heated grips or accessory Black Rubber Heated Hand Grips P/N 56100034.

See your Dealer for cables, lines and additional installation components required, or visit [www.H-D.com/store](http://www.H-D.com/store) and search part number 55800421 or 55800422.



C. FAT CHIZELED HANDLEBAR – CHROME (SOFTAIL DELUXE SHOWN)

\*NOTE: Installation of some handlebars and risers may require a change in clutch and/or throttle cable and brake lines for some models. Handlebar height is regulated in many locations. Check local laws to ensure your motorcycle meets applicable regulations.

## CONTROLS 535

Handlebars – Sportster®/Dyna®/Softail®

### D. MINI-APE HANDLEBAR\*

The 12" mini-ape chrome 1.0" diameter handlebar delivers a modestly higher hand position to achieve a traditional look, a relaxed style, and more comfortable riding position for some riders.

Fits '07-later XL883L, XL883N, XL1200CX, XL1200L, XL1200N, XL1200NS, XL1200T, XL1200V, XL1200X, XL1200XS, and '18-later FLDE, FLSL and FXLR models. Also fits '06-'17 FXDB and '96-'05 FXDWG models with Original Equipment handlebar P/N 58079-93. XL models require separate purchase of additional components.

**55801003** Chrome.

**55801272** Gloss Black.

See your Dealer for cables, lines and additional installation components required, or visit [www.H-D.com/store](http://www.H-D.com/store) and search part number 55801003 or 56075-07A.



D. MINI-APE HANDLEBAR

### E. FXSB SOFTAIL® REACH™ HANDLEBAR\*

Shaped to provide the ideal balance of pull back and width, this chrome-plated bar places riders closer to the controls for a comfortable upright riding position. When combined with the Original Equipment Softail® Breakout® curved risers, the Reach™ Handlebar provides an overall pull back of 7.0". The 1.25" diameter handlebar can be internally wired for a clean look.

**55800188** Chrome.

Fits '13-'17 FXSB models. Separate purchase of additional components required.

See your Dealer for cables, lines and additional installation components required, or visit [www.H-D.com/store](http://www.H-D.com/store) and search part number 55800188.

### F. HERITAGE SOFTAIL® CLASSIC HANDLEBAR\*

This chrome-plated bar is 1.25" narrower, 2.0" taller, and features 2.0" less pullback than the Original Equipment '09-'17 FLSTC Heritage Softail® Classic bar. This bar is also a direct replacement for the stainless steel handlebar P/N 56569-86 featured as Original Equipment on '86-'08 FLSTC models.

**56623-99A** Chrome.

Fits '86-'17 FLSTC models. '09-'17 FLSTC models require separate purchase of cables and brake lines.

See your Dealer for cables, lines and additional installation components required, or visit [www.H-D.com/store](http://www.H-D.com/store) and search part number 56623-99A.



E. FXSB SOFTAIL REACH HANDLEBAR



F. HERITAGE SOFTAIL CLASSIC HANDLEBAR



Reach Handlebars

\*NOTE: Installation of some handlebars and risers may require a change in clutch and/or throttle cable and brake lines for some models. Handlebar height is regulated in many locations. Check local laws to ensure your motorcycle meets applicable regulations.

Model Family Fitment:

V-ROD
  SPORTSTER
  DYNA
  SOFTAIL
  TOURING



# 536 CONTROLS

Handlebars – Softail®

## A. FUSED HANDLEBAR\*

Combining the edgy profile of a classic Z bar with the knuckles-up feel of a mini-ape and the narrow width of a drag bar, the Fused Bar delivers a fistful of classic chopper attitude. And with muscular cast corners, the cast elbows eliminate sharp internal bends to simplify the internal wiring. The handlebar is 1.25" at the upright and handles and 1" diameter at the base to fit with Original Equipment 1" Handlebar Risers.

Fits '18-later ABS enabled FXBB, FXBBS, FXLR, FXLRS, FXST models. All models require separate purchase of additional components.

**55801015** Chrome.

**55801016** Gloss Black.

## B. FUSED HANDLEBAR\*

Combining the edgy profile of a classic Z bar with the knuckles-up feel of a mini-ape and the narrow width of a drag bar, the Fused Bar delivers a fistful of classic chopper attitude. And with muscular cast corners, the cast elbows eliminate sharp internal bends to simplify the internal wiring.

Fits '18-later ABS enabled FLFB, FLFBS, FXBR, FXBRS, FXFB, FXFBS and FXDRS, '14-'20 Road King®, and '15-'20 FLRT models. All models require separate purchase of additional components.

**55801030** Chrome.

**55801029** Black.



A. FUSED HANDLEBAR – CHROME



C. FUSED LO HANDLEBAR – CHROME



B. FUSED HANDLEBAR – BLACK



D. FUSED LO HANDLEBAR – BLACK

\*NOTE: Installation of some handlebars and risers may require a change in clutch and/or throttle cable and brake lines for some models. Handlebar height is regulated in many locations. Check local laws to ensure your motorcycle meets applicable regulations.

# CONTROLS 537

Handlebars – Softail®

## C. FUSED LO HANDLEBAR\*

With a low-profile and compact Z-bar design, the Fused Lo Bar flexes iconic West Coast style. And with muscular cast corners, the cast elbows eliminate sharp internal bends to simplify the internal wiring. The handlebar is 1.25" at the upright and handles and 1" diameter at the base to fit with Original Equipment 1" Handlebar Risers.

Fits '18-later ABS enabled FLFL and FXLRS models. All models require separate purchase of additional components.

**55801056** Chrome.

**55801057** Gloss Black.

## D. FUSED LO HANDLEBAR\*

The Fused Lo Handlebar is a new take on West Coast style. With a low-profile and compact Z-bar design, it delivers the classic club look. And with muscular cast corners, the cast elbows eliminate sharp internal bends to simplify the internal wiring.

Fits '18-later ABS enabled FLFB, FLFBS, FLSB, FXBR, FXBRS and FXDRS, '14-'20 Road King®, and '15-'20 FLRT models. All models require separate purchase of additional components.

**55801058** Chrome.

**55801059** Satin Black.

\*NOTE: Installation of some handlebars and risers may require a change in clutch and/or throttle cable and brake lines for some models. Handlebar height is regulated in many locations. Check local laws to ensure your motorcycle meets applicable regulations.

Model Family Fitment:

V-ROD   
  SPORTSTER   
  DYNA  
 SOFTAIL   
  TOURING



## 538 CONTROLS

Handlebars – Dyna®/Softail®/Road King®

### A. 12" FAT MINI-APE HANDLEBAR\*

This true 12" mid-rise Ape Handlebar is the perfect mix of comfort and style. This bar features a traditional shape that tapers from a narrow base to a wide-open stance, and provides a flatter hand position with slightly less of the turned-in shape that can put stress on your wrists. The 1.25" diameter fat bar is factory drilled to allow internal wiring, and finished in your choice of show-quality chrome or gloss black surfaces. Handlebar can be installed in the Original Equipment risers on models factory-equipped with 1.25" handlebars.

Fits '14-later Road King® excluding vehicles equipped with 4-point H-D® detachable docking kits and '18-later FLFB, FLFBS, FLSB, FLFL, FXBR, FXBRS, FXBB, FXBBS, FXDRS, FXFB, FXFBS, FXLR and FXST models. Models originally equipped with 1.0" handlebar will require separate purchase of 1.25" handlebar riser kit. All models require separate purchase of additional installation components.

**55801326** Chrome.

**55801327** Gloss Black.

See your Dealer for cables, lines and additional installation components required, or visit [www.H-D.com/store](http://www.H-D.com/store) and search part number 55800479 or 55800748.

Shown with:

### 1.25" FAT RISER KIT – STREET BOB® AND BREAKOUT®

Required for installation of 1.25" handlebars on FXBB Street Bob® models, this curved riser kit features a one-piece top clamp that is shaped to accept the Original Equipment clamp-mounted digital gauge package. Kit includes two curved risers and one-piece clamp.

**55900157B** Gloss Black.

Fits '18-later FXBB, FXBBS, FXBR, FXBRS models.

### B. 12" FAT MINI-APE HANDLEBAR KIT WITH RISER\*

Big and beefy in the chopper tradition, this 1.25" Mini-Ape Handlebar is the perfect finish to an old-school ride. Factory drilled to allow internal wiring, the show-quality chrome or black finish reflects your attention to custom details. This 12.0" high bar and riser combination provides the look and attitude you dream about, but remains comfortable over the long haul. Handlebar kit includes matching riser and custom handlebar clamp that conceals the wire exit for a clean look.

Fits '12-'16 FLD, '06-'17 FXDB, '08-'17 FXDF, '16-'17 FXDLS, '99-'17 FXDWG, '00-'17 FLS, FLSS, FLSTC, FLSTF, FLSTFB, FLSTFBS, FLSTN, FXCW, FXCWC, FXST, FXSTB, FXSTC, '18-later Softail® (except FLSB, FXBB, FXBBS, FXBR, FXBRS, FXDRS, FXFB, FXFBS, FXLRS, FXLRST and FXST), and '03-later Road King models. All models require separate purchase of additional installation components. Fits with Accessory Heated Grips (except FLHTK Heated Grips or Black Rubber Accessory Heated Grips). Does not fit with Hydraulic Clutch Kits, handlebar-mounted gauges, or Softail® Freight Train Nacelle Kit. Satin Black kit features gloss black risers.

**56832-04C** Chrome.

**55859-10B** Black.

See your Dealer for cables, lines and additional installation components required, or visit [www.H-D.com/store](http://www.H-D.com/store) and search part number 56832-04C or 55859-10B.



A. 12" FAT MINI-APE HANDLEBAR



B. 12" FAT MINI-APE HANDLEBAR KIT WITH RISER – CHROME



C. 16" FAT APE HANDLEBAR



D. 16" FAT APE HANDLEBAR KIT WITH RISER – SATIN BLACK

## CONTROLS 539

Handlebars – Dyna®/Softail®/Road King®

### C. 16" FAT APE HANDLEBAR\*

This beefy 16" Fat Ape handlebar is shaped to give even the tallest rider the hands-in-the-air riding position. The bar features a flatter hand position that positions your wrists in a neutral position for long ride comfort. This true-height 16" bar can be installed in the Original Equipment risers on models factory-equipped with 1.25" handlebars, and the bar is pre-drilled to allow internal wiring. Available in your choice of chrome or gloss black finish, these bars are ready to deliver your custom attitude.

Fits '18-later FLFB, FLFBS, FLSB, FLFL, FXBR, FXBRS, FXBB, FXBBS, FXDRS, FXFB, FXFBS, FXLR and FXST models. '14-later Road King® (except vehicles equipped with 4-point H-D detachable docking kits). Models originally equipped with 1.0" handlebar will require separate purchase of 1.25" handlebar riser kit. All models require separate purchase of additional installation components.

**55801325** Chrome.

**55801324** Gloss Black.

See your Dealer for cables, lines and additional installation components required, or visit [www.H-D.com/store](http://www.H-D.com/store) and search part number 55800750 or 55800751.

### D. 16" FAT APE HANDLEBAR KIT WITH RISER\*

Reach for the sky. This brawny 1.25" Ape Handlebar is the ideal choice for the long-armed rider or anyone looking for that classic fists-in-the-wind riding profile. Factory drilled to allow internal wiring, the show-quality chrome or satin-black finish complements your bike's overall design sense. This 16.0" high bar and riser combination provides the look you crave around town and the bar can be rotated in the clamp and locked down to place your hands in your ideal open-road riding position. Handlebar kit includes matching riser and custom handlebar clamp that conceals the wire exit for a clean look.

Fits '12-'16 FLD, '06-'17 FXDB, '08-'17 FXDF, '16-'17 FXDLS, '99-'17 FXDWG, '00-'17 FLS, FLSS, FLSTC, FLSTF, FLSTFB, FLSTFBS, FLSTN, FXCW, FXCWC, FXST, FXSTB and FXSTC, '18-later FLFB, FLFBS, FLSB, FLFL, FXDRS and FXLR, and '03-later Road King models. All models require separate purchase of additional installation components. Does not fit with Hydraulic Clutch Kits, handlebar-mounted gauges, or Softail® Freight Train Nacelle Kit. Satin Black kit features gloss black risers.

**56942-10B** Chrome.

**55857-10B** Satin Black.

See your Dealer for cables, lines and additional installation components required, or visit [www.H-D.com/store](http://www.H-D.com/store) and search part number 55801325 or 55801324.

\*NOTE: Installation of some handlebars and risers may require a change in clutch and/or throttle cable and brake lines for some models. Handlebar height is regulated in many locations. Check local laws to ensure your motorcycle meets applicable regulations.

Model Family Fitment:

V-ROD
  SPORTSTER
  DYNA
  SOFTAIL
  TOURING

\*NOTE: Installation of some handlebars and risers may require a change in clutch and/or throttle cable and brake lines for some models. Handlebar height is regulated in many locations. Check local laws to ensure your motorcycle meets applicable regulations.



# 540 CONTROLS

Handlebars – Road King®

## A. ROAD KING® FAT HANDLEBAR\*

Similar to Original Equipment handlebar on the '14 CVO™ Road King® model, this beefy 1.25" handlebar places the rider in a laid-back riding posture. This handlebar provides 2.0" of additional pull back and a 1.0" lower hand position than the Original Equipment Road King bar. The 1.25" diameter bar allows you to tuck the wires inside the bar for a clean, custom look.

**55800386** Chrome.  
Fits '14-later Road King® models. All models require separate purchase of additional components for installation.

*See your Dealer for cables, lines and additional installation components required, or visit [www.H-D.com/store](http://www.H-D.com/store) and search part number 55800386.*

## B. ROAD KING/ROAD GLIDE® HERITAGE STYLE HANDLEBAR\*

Designed to provide extra touring comfort for the Road King or Road Glide® rider, this 1.0" diameter stainless steel bar has 3.0" more pull back compared to the stock '08-'13 Road King handlebar. Heritage Bar has the same dimensions as the '14-later Road King Original Equipment bar.

**56902-08** Polished Stainless Steel.  
Fits '08-later FLHR and FLHRC and '08-'13 FLTR, FLTRU, and FLTRX models. All models require separate purchase of additional components for installation.

*See your Dealer for cables, lines and additional installation components required, or visit [www.H-D.com/store](http://www.H-D.com/store) and search part number 55684-09 or 56902-08.*




A. ROAD KING FAT HANDLEBAR – CHROME



C. ROAD KING/ROAD GLIDE REACH HANDLEBAR



B. ROAD KING/ROAD GLIDE HERITAGE STYLE HANDLEBAR



D. ROAD KING/ROAD GLIDE TALLBOY HANDLEBAR



Reach Handlebars



Tallboy Handlebars

\*NOTE: Installation of some handlebars and risers may require a change in clutch and/or throttle cable and brake lines for some models. Handlebar height is regulated in many locations. Check local laws to ensure your motorcycle meets applicable regulations.

# CONTROLS 541

Handlebars – Road King®/Road Glide®

## C. ROAD KING®/ROAD GLIDE® REACH™ HANDLEBAR\*

This 1.0" diameter chrome bar has 2.0" more pull back compared to the stock Road King® handlebar. Accepts internal wiring for a clean look. The neutral hand position is comfortable for the long haul and the narrow width and pull back design produces a major ergonomic change.

**56166-08** Chrome.  
Fits '08-later FLHR and FLHRC, '08-'13 FLTR, FLTRU and FLTRX models. Does not fit FLHRXS models. Does not fit '08 ABS equipped models, Sidecar-equipped models or Handlebar Mounted Gauges. All models require separate purchase of additional components for installation. Compatible with accessory heated grips (except FLHTK Heated Grips or Black Rubber Heated Hand Grips P/N 56100034).

*See your Dealer for cables, lines and additional installation components required, or visit [www.H-D.com/store](http://www.H-D.com/store) and search part number 56166-08.*

## D. ROAD KING/ROAD GLIDE/FREEWHEELER® TALLBOY™ HANDLEBAR\*

Designed to provide extra touring comfort for the Road King rider, this 1.0" diameter chrome bar is 2.0" higher and 1.5" narrower compared to the stock Road King handlebar.

**56180-08** Chrome.  
Fits '08-later FLHR and FLHRC, '08-'13 FLTR, FLTRU, FLTRX, and '15-'20 FLRT models. Does not fit FLHRXS models. Does not fit '08 ABS equipped models, Sidecar-equipped models or Handlebar Mounted Gauges. All models require separate purchase of additional components for installation. Compatible with accessory heated grips (except FLHTK Heated Grips or Black Rubber Heated Hand Grips P/N 56100034).

*See your Dealer for cables, lines and additional installation components required, or visit [www.H-D.com/store](http://www.H-D.com/store) and search part number 56180-08.*

**Also available:** (not shown)

## ROAD KING/ROAD GLIDE TALLBOY HANDLEBAR\* – '96-'07 MODELS

Designed to provide extra comfort for the Road King rider, this chrome bar is 4.5" higher and 2.0" narrower than the stock handlebar found on '96-'99 Road King models and 3.5" higher and 1.5" narrower than stock handlebar on '00-'01 Road King models. Many models require no additional cables or hoses for installation.

**55954-00** Chrome.  
Fits '96-'07 Road King and '02-'07 Road Glide® models. Does not fit CVO™ models with 1.25" handlebars.

*See your Dealer for cables, lines and additional installation components required, or visit [www.H-D.com/store](http://www.H-D.com/store) and search part number 55954-00.*

\*NOTE: Installation of some handlebars and risers may require a change in clutch and/or throttle cable and brake lines for some models. Handlebar height is regulated in many locations. Check local laws to ensure your motorcycle meets applicable regulations.

**Model Family Fitment:**

V-ROD   
  SPORTSTER   
  DYNA  
 SOFTAIL   
  TOURING



# 542 CONTROLS

Handlebars – Batwing

## CHOOSE YOUR BATWING HANDLEBAR

Just about every model of Harley-Davidson® motorcycle features a different stock handlebar. Selected to complement the style or use of the bike, the handlebar may be the ideal shape for many riders, but of course, not everyone has the same physical characteristics.

Choosing a bar for your batwing fairing-equipped model is about more than just style – it's about how you approach the road. Where the bar positions your hands, wrists and arms directly affects how you feel on your motorcycle. For every set of bars, there are three factors at work: rise, pull back and width. These three measurements determine your reach to the hand controls and, therefore, your overall feeling of comfort and control.

### A. ELECTRA GLIDE® CHROME HANDLEBAR\*

Replace your stock polished bar with this 1.0", chrome handlebar that allows you to tuck the wires inside the bar for a clean, finished look. Identical shape to the Original Equipment Electra Glide and Street Glide® bar, this high-quality chrome-plated handlebar is designed to be compatible for use with TGS-equipped Electra Glide® models.

**56036-08** Chrome.  
Fits '09-later Electra Glide®, Street Glide® and Ultra Limited™ models (except CVO™). Does not fit Trike models. All models require separate purchase of additional components.

See your Dealer for cables, lines and additional installation components required, or visit [www.H-D.com/store](http://www.H-D.com/store) and search part number 56036-08.



BATWING STOCK HANDLEBAR



BATWING REACH HANDLEBAR




BATWING CHIZELED HANDLEBAR




BATWING MINI APE HANDLEBAR



A. ELECTRA GLIDE CHROME HANDLEBAR



B. BATWING REACH HANDLEBAR



C. BATWING TALLBOY HANDLEBAR



Reach Handlebars



Tallboy Handlebars

\*NOTE: Installation of some handlebars and risers may require a change in clutch and/or throttle cable and brake lines for some models. Handlebar height is regulated in many locations. Check local laws to ensure your motorcycle meets applicable regulations.

Model Family Fitment:

- V-ROD
- SPORTSTER
- DYNA
- SOFTAIL
- TOURING

# CONTROLS 543

Handlebars – Batwing

## B. BATWING REACH™ HANDLEBAR\*

The Batwing Reach™ Handlebar is shaped to provide all-day riding comfort for smaller-stature riders. Extensively tested by a panel of riders who stand 5'-1" to 5'-5" tall, the Reach Handlebar was ergonomically designed to provide the ideal combination of shoulder position, elbow bend and wrist angle. The bar brings the grips closer to the rider, and features a narrower width, lower height and flatter hand position. The narrow profile also brings the hands in toward the center of the vehicle for easier maneuvering.

Combining a Reach™ Seat with a Reach Handlebar provides a smaller-stature rider with an optimized rider triangle and a complete fit solution.

Fits '09-later Electra Glide®, Street Glide®, Ultra Limited (except '10-'13 FLHTK) and '09-later Trike models (except Freewheeler®). Also fits '17-later FLHTKSE and FLHXSE models. All models require separate purchase of additional components. Street Glide models and models with fairing-mount mirrors require separate purchase of handlebar-mounted mirrors and Fairing Plugs. Does not fit with Original Equipment Heated Grips or accessory Black Rubber Heated Hand Grips P/N 56100034.

**55800589** Chrome.

**55800590** Gloss Black.

See your Dealer for cables, lines and additional installation components required, or visit [www.H-D.com/store](http://www.H-D.com/store) and search part number 55800589 or 55800590.

Also available: (not shown)

### BATWING REACH HANDLEBAR\*

These high-quality handlebars are designed to bring the controls 2.0" closer to the rider for increased comfort. Especially helpful for shorter riders or those with short arms.

**55914-98** Polished Stainless Steel.

Fits '02-'07 Electra Glide and Street Glide models. All models require separate purchase of additional components. '08-'13 FLHX and models with fairing-mount mirrors require separate purchase of handlebar-mounted mirrors and Fairing Plugs P/N 732 (Qty 2) and 755 (Qty 2). Does not fit models equipped with Hydraulic Clutch Kits or Sidecar.

See your Dealer for cables, lines and additional installation components required, or visit [www.H-D.com/store](http://www.H-D.com/store) and search part number 55914-98.

## C. BATWING TALLBOY™ HANDLEBAR\*

The Batwing Tallboy™ Handlebar is shaped to provide a tall rider with the ideal combination of shoulder, elbow and wrist positions for a long day in the saddle. The Tallboy handlebar was extensively tested by a panel of riders between 5'-11" and 6'-3" tall, resulting in a higher and flatter hand location. The bar also stretches the elbow to a natural angle, and reduces the cramped look often seen in riders with long arms.

Combining a Tallboy Seat with a Tallboy Handlebar provides the rider with an optimized rider triangle and a complete fit solution.

Fits '09-later Electra Glide®, Street Glide®, Ultra Limited™ (except '10-'13 FLHTK) and '09-later Trike models (except Freewheeler™). Does not fit CVO™ models. All models require separate purchase of additional components. Street Glide® models and models with fairing-mount mirrors require separate purchase of handlebar-mounted mirrors and Fairing Plugs. Does not fit with stock heated grips or accessory Black Rubber Heated Hand Grips P/N 56100034.

**55800591** Chrome.

**55800592** Gloss Black.

See your Dealer for cables, lines and additional installation components required, or visit [www.H-D.com/store](http://www.H-D.com/store) and search part number 55800591 or 55800592.

\*NOTE: Installation of some handlebars and risers may require a change in clutch and/or throttle cable and brake lines for some models. Handlebar height is regulated in many locations. Check local laws to ensure your motorcycle meets applicable regulations.



# 544 CONTROLS

Handlebars – Batwing

## A. FUSED HANDLEBAR – BATWING FAIRING\*

Bad to the bone attitude never looked so good. Combining the rise of a mini-ape with the edgy profile of a classic Z bar, the Batwing Fused Bar delivers the renegade, fists-in-the-wind riding style you crave. And with muscular cast corners, the cast elbows eliminate sharp internal bends to simplify the internal wiring. The 1.25" bar slims down to 1" at the base to fit with the Original Equipment handlebar clamps.

Fits '14-later ABS enabled Electra Glide®, Street Glide™, Ultra Limited, and Tri Glide® models. Does not fit FLHTKSE models. All models require separate purchase of additional components.

<b>55801004</b>	Chrome.	<b>\$403.95</b>
<b>55801005</b>	Gloss Black.	<b>\$403.95</b>

## B. FUSED LO HANDLEBAR\* - BATWING FAIRING\*

Tuck and ride in style. With a low-slung rise, flat dragbar hand position and compact Z-bar design, the Batwing Fused Lo Bar places the rider in an aggressive riding posture with optimal wrist position and elbow bend for supreme riding comfort. And with muscular cast corners, the cast elbows eliminate sharp internal bends to simplify the internal wiring. The 1.25" bar slims down to 1" at the base to fit with the Original Equipment handlebar clamps.

Fits '14-later ABS enabled Electra Glide, Street Glide, Ultra Limited, and Tri Glide models. Does not fit FLHTKSE models. All models require separate purchase of additional components.

<b>55801060</b>	Chrome.	<b>\$383.95</b>
<b>55801061</b>	Gloss Black.	<b>\$383.95</b>

See your Dealer for cables, lines and additional installation components required, or visit [www.H-D.com/shop](http://www.H-D.com/shop) and search part number 55801060 or 55801061.



A. FUSED HANDLEBAR



C. BATWING MINI-APE HANDLEBAR



B. FUSED LO HANDLEBAR



D. BATWING CHIZELED HANDLEBAR

# CONTROLS 545

Handlebars – Batwing

## C. BATWING MINI-APE HANDLEBAR\*

Throw your fists in the air with these 12.0" ape handlebar. A favorite among long-armed riders, these bars are shaped to rest your hands just above the top of the classic batwing fairing. The bars feature a tall stance and minimal amount of pull back that help to achieve a cool yet comfortable riding profile. Finished in brilliant chrome or satin black, these 1.0" handlebars accept internal wiring for a clean look.

Fits '09-later Electra Glide®, Street Glide®, Ultra Limited (except '10-'13 FLHTK) and Trike (except FLRT) models. Does not fit CVO™ models. All models require separate purchase of additional components for installation. '09-'13 FLHX and models with fairing-mount mirrors require separate purchase of handlebar-mounted mirrors and Fairing Plugs. Does not fit with Original Equipment Heated Grips or accessory Black Rubber Heated Hand Grips P/N 56100034.

<b>57474-11</b>	Chrome.
<b>57485-11</b>	Satin Black.

See your Dealer for cables, lines and additional installation components required, or visit [www.H-D.com/store](http://www.H-D.com/store) and search part number 57474-11 or 57485-11.

## D. BATWING CHIZELED HANDLEBAR\*

Bring cutting edge style to your custom bagger. The Batwing Chizeled Bar combines the rise of a 12" mini-ape with the edgy profile of the classic Z bar and the wrist position of a drag bar. The result? An aggressive hands-in-the-air riding posture. The fat 1.25" bar replaces mitered and welded corners with cast seamless 90° bends for added strength and style. The cast elbows eliminate sharp internal bends to simplify internal wiring. The bar slims down to 1.0" at the base to fit with Original Equipment handlebar clamps.

Fits '14-later Electra Glide, Electra Glide Standard, Street Glide, Ultra Limited and Tri Glide® models. All models require separate purchase of additional components for installation. Street Glide models and models with fairing-mounted mirrors require separate purchase of handlebar-mounted mirrors and fairing plugs. Does not fit with Heated Hand Grips. Does not fit CVO models.

<b>55800862</b>	Chrome.
<b>55800863</b>	Gloss Black.

See your Dealer for cables, lines and additional installation components required, or visit [www.H-D.com/store](http://www.H-D.com/store) and search part number 55800862 or 5580863.

\*NOTE: Installation of some handlebars and risers may require a change in clutch and/or throttle cable and brake lines for some models. Handlebar height is regulated in many locations. Check local laws to ensure your motorcycle meets applicable regulations.

\*NOTE: Installation of some handlebars and risers may require a change in clutch and/or throttle cable and brake lines for some models. Handlebar height is regulated in many locations. Check local laws to ensure your motorcycle meets applicable regulations.



# 546 CONTROLS

Handlebars – Road Glide

## CHOOSE YOUR ROAD GLIDE® HANDLEBAR

Just about every model of Harley-Davidson® motorcycle features a different stock handlebar. Selected to complement the style or use of the bike, the handlebar may be the ideal shape for many riders, but of course, not everyone has the same physical characteristics.

Choosing a bar for your Road Glide® model is about more than just style – it's about how you approach the road. Where the bar positions your hands, wrists and arms directly affects how you feel on your motorcycle. For every set of bars, there are three factors at work: rise, pull back and width. These three measurements determine your reach to the hand controls and, therefore, your overall feeling of comfort and control.

### A. ROAD GLIDE TALLBOY™ HANDLEBAR\*

This 1.25" diameter bar features an optimized ergonomic design for taller and long-limbed riders. The bar is 2" taller than the Original Equipment handlebar, and is sized to accept internal wiring for a clean look.

Fits '15-later FLTRX, FLTRXS and FLTRU models. All models require separate purchase of additional components. Does not fit CVO™ models (except '20 FLTRXSE). Fits with Accessory Heated Grips. Compatible with accessory heated grips (except FLHTK Heated Grips or Black Rubber Heated Hand Grips P/N 56100034).

**55800550A** Chrome.

**55800551A** Satin Black.

See your Dealer for cables, lines and additional installation components required, or visit [www.H-D.com/store](http://www.H-D.com/store) and search part number 55800550A or 55800551A.

### B. ROAD GLIDE FAT APE HANDLEBAR\*

Hang'em high. Across town or cross country, this classic-shaped Fat Ape Handlebar adds a touch of old school style to your modern urban bagger. Designed for Road Glide models, this beefy 1.25" bar features 15" of rise and a shape that provides a cool yet comfortable riding profile. Available in your choice of finish, this fat bar accepts internal wiring for a show-quality look that's built for the open road.

Fits '15-later FLTRX, FLTRXS and FLTRU models. All models require separate purchase of additional components. Does not fit CVO™ models (except '20 FLTRXSE). Fits with Accessory Heated Grips. Does not fit with the FLHTK Heated Grips (or Black Rubber Heated Hand Grip Kit P/N 56100034).

**55800548A** Chrome.

**55800549A** Satin Black.

See your Dealer for cables, lines and additional installation components required, or visit [www.H-D.com/store](http://www.H-D.com/store) and search part number 55800548A or 55800549A.

\*NOTE: Installation of some handlebars and risers may require a change in clutch and/or throttle cable and brake lines for some models. Handlebar height is regulated in many locations. Check local laws to ensure your motorcycle meets applicable regulations.



A. ROAD GLIDE TALLBOY HANDLEBAR



B. ROAD GLIDE FAT APE HANDLEBAR – SATIN BLACK



C. FUSED HANDLEBAR



D. FUSED LO HANDLEBAR

# CONTROLS 547

Handlebars – Road Glide

## C. FUSED HANDLEBAR – ROAD GLIDE®\*

Bad to the bone attitude never looked so good. Combining the rise of a mini-ape with the edgy profile of a classic Z bar and the wrist position of a drag bar, the Road Glide Fused Bar delivers the renegade, fists-in-the-wind riding style you crave. And with muscular cast corners, the cast elbows eliminate sharp internal bends to simplify the internal wiring.

Fits '15-later ABS enabled Road Glide® models. All models require separate purchase of additional components. Does not fit '19-later CVO™ models.

**55801007** Chrome. **\$403.95**

**55801006** Gloss Black. **\$403.95**

## D. FUSED LO HANDLEBAR\* – ROAD GLIDE®\*

Tuck and ride in style. With a low-slung 9.0" rise, flat drag-bar hand position and compact Z-bar design, the Road Glide® Fused Lo Bar places the rider in an aggressive riding posture with optimal wrist position and elbow bend for supreme riding comfort. And with muscular cast 90° corners, the cast elbows eliminate sharp internal bends to simplify the internal wiring.

Fits '15-later ABS enabled Road Glide models. All models require separate purchase of additional components. Does not fit CVO models.

**55801062** Chrome. **\$383.95**

**55801063** Gloss Black. **\$383.95**

See your Dealer for cables, lines and additional installation components required, or visit [www.H-D.com/store](http://www.H-D.com/store) and search part number 55800862 or 5580863.

\*NOTE: Installation of some handlebars and risers may require a change in clutch and/or throttle cable and brake lines for some models. Handlebar height is regulated in many locations. Check local laws to ensure your motorcycle meets applicable regulations.

Model Family Fitment:

V-ROD
  SPORTSTER
  DYNA
   
 SOFTAIL
  TOURING



# 548 CONTROLS

Handlebar – Road Glide®

## A. ROAD GLIDE® CHIZELED LO HANDLEBAR\*

With a low 9.0" rise and a flat drag-bar hand position, this compact Z bar will place the rider into an aggressive, tucked-in riding posture. Many Road Glide® motorcycle riders feel this is our most comfortable handlebar, with optimal wrist position and elbow bend. The 1.25" Chizeled Bar replaces mitered and welded corners with cast seamless 90° bends for added strength and style. The cast elbows eliminate sharp internal bends and the bar features removable Bar & Shield plugs to simplify internal wiring. Bars are available in brilliant chrome or gloss black finishes to match your bike's custom direction.

Fits '15-later FLTRX and FLTRXS models. Does not fit '18-later FLTRXSE or models equipped with 21" Knockout™ Wheel Kit P/N 43300494 or 43300496. All models require separate purchase of additional components. Does not fit CVO™ models. Compatible with accessory heated grips (except FLHTK Heated Grips or Black Rubber Heated Hand Grips P/N 56100034).

**55800568** Chrome.

**55800569** Gloss Black.

See your Dealer for cables, lines and additional installation components required, or visit [www.H-D.com/store](http://www.H-D.com/store) and search PART number 55800568 or 55800569.



A. ROAD GLIDE CHIZELED LO HANDLEBAR

## B. ROAD GLIDE CHIZELED HANDLEBAR\*

Bring cutting-edge style to your custom bagger. The Road Glide Chizeled Bar combines the rise of a 14" mini-ape with the edgy profile of the classic Z bar and the wrist position of a drag bar. The result? An aggressive hands-in-the-air riding posture. The fat 1.25" bar replaces mitered and welded corners with cast seamless 90° bends for added strength and style. The cast elbows eliminate sharp internal bends and the bar features removable Bar & Shield plugs to simplify internal wiring.

Fits '15-later FLTRK, FLTRU, FLTRX and FLTRXS models. Does not fit '18-later FLTRXSE or models equipped with 21" Knockout™ Wheel Kit P/N 43300494 or 43300496. All models require separate purchase of additional components. Does not fit CVO™ models. Does not fit models with Black Rubber Heated Hand Grip Kit P/N 56100034.

**55800439** Chrome.

**55800440** Gloss Black.

See your Dealer for cables, lines and additional installation components required, or visit [www.H-D.com/store](http://www.H-D.com/store) and search part number 55800439 or 55800440.



B. ROAD GLIDE CHIZELED HANDLEBAR

\*NOTE: Installation of some handlebars and risers may require a change in clutch and/or throttle cable and brake lines for some models. Handlebar height is regulated in many locations. Check local laws to ensure your motorcycle meets applicable regulations.

### Model Family Fitment:

V-ROD
  SPORTSTER
  DYNA
   
 SOFTAIL
  TOURING

# CONTROLS 549

## HANDLEBAR RISERS

You may think you are perfectly happy with the way your bike is adjusted. But that doesn't mean that it is correctly set up for you. We get used to our bikes – our muscles become trained and we end up accommodating the bike. It is far better to take the time to make the bike accommodate you. If you are satisfied with your handlebar's width and wrist position, but wish it was just a little higher, lower or closer to you, your dealer can recommend a set of handlebar risers that move the bar into your comfort zone.

### ADJUSTING YOUR HAND POSITION



#### STOCK HANDLEBAR

Just about every model of Harley-Davidson® motorcycle comes with a different stock handlebar. Selected to complement the style of the bike, the handlebar may be the ideal shape for many riders, but of course, not everyone has the same physical characteristics.



#### STOCK HANDLEBAR WITH RISERS

If the stock handlebar has the correct width and hand position for you, but seems just a little too far away, we offer riser kits that bring the controls within reach. Straight and curved risers are available for many model and handlebar combinations.

### ORIGINAL EQUIPMENT RISER DIMENSIONS

DESCRIPTION	BAR DIAMETER (IN)	HEIGHT (IN)	PULL BACK (IN)	FINISH
Road King®, Batwing Touring & Trike	1.00	1.70	0.00	Cast Alum
Road Glide®	1.25	1.70	0.00	Cast Alum
Softail® – FLSTC, FLS & FLSS	1.00	1.94	0.39	Chrome/Black
Softail – FLSTF, FLSTFB & FLSTFBS	1.25	2.40	0.87	Chrome/Black
Softail – FLSTN	1.00	4.45	1.30	Chrome
Softail – FXSB	1.25	4.00	1.15	Chrome
Dyna® – FLD	1.00	3.10	1.18	Chrome
Dyna – FXDB	1.00	1.00	n/a	Polished Alum
Dyna – FXDL	1.00	4.39	1.61	Polished Alum
Dyna – FXDF & FXDWG	1.25	5.00	0.60	Gloss Black
XL – 1200C	1.00	4.73	1.13	Chrome
XL – 883N	1.00	2.07	0.00	Wrinkle Black
XL – 883L & 1200T	1.00	2.07	0.00	Black
XL – 1200L, 1200CP & 1200V	1.00	1.86	0.00	Chrome
XL – 1200CX	1.00	1.21	0.00	Black
XL – 1200X	1.00	0.94	n/a	Gloss Black
VRSC™ – VRSCD & VRSCDX	1.00	2.68	0.40	Black

### ACCESSORY RISER DIMENSIONS\*

KIT P/N	DESCRIPTION	BAR DIAMETER (IN)	HEIGHT (IN)	PULL BACK (IN)	FINISH
<b>55996-09</b>	Black Fat Risers	1.25	5.0	0.6	Gloss Black
<b>56269-09</b>	Curved Pull Back, 4.0"	1.25	4.0	1.3	Chrome
<b>56267-09</b>	Curved Pull Back, 6.0"	1.25	6.0	1.7	Chrome
<b>56066-82A</b>	Curved Riser, 4.0"	1.00	4.4	1.5	Chrome
<b>56266-09</b>	Curved Riser, 6.0"	1.00	6.0	1.7	Chrome
<b>55900023</b>	Deluxe Pull Back Riser	1.00	4.4	0.8	Chrome
<b>55900122</b>	Fat Riser	1.25	1.0	0.0	Chrome
<b>55900123</b>	Fat Riser	1.25	1.0	0.0	Gloss Black
<b>55900165</b>	Slim Pull Back Riser	1.00	4.5	1.5	Gloss Black
<b>55900166</b>	Clamp and Riser Kit	1.00	1.0	0.0	Gloss Black
<b>55900194</b>	Clamp and Riser Kit	1.25	2.6	0.1	Gloss Black
<b>55800852</b>	Tall Riser	1	5.5	0	Black Anodize
<b>55800854</b>	Tall Riser	1.25	5.5	0	Black Anodize
<b>56929-10</b>	Fat One-Piece Riser, Chrome	1.25	4.1	0.0	Chrome
<b>56916-07</b>	Fat-Bar Risers	1.25	3.6	0.0	Chrome
<b>46809-09</b>	Riser Kit for Nacelle	1.00	1.9	0.0	Chrome
<b>56063-82A</b>	Straight Riser, 4.0"	1.00	4.0	0.0	Chrome

\*NOTE: Installation of some handlebars and risers may require a change in clutch and/or throttle cable and brake lines for some models. Handlebar height is regulated in many locations. Check local laws to ensure your motorcycle meets applicable regulations.



# 550 CONTROLS

## Handlebar Risers

### A. TALL HANDLEBAR RISER – BLACK ANODIZED

This 5.5" riser kit gives your bike a "club"-style look along with the versatility of a traditional riser and handlebar combination. Aggressive, muscular styling combines with a black anodized finish to help you complete an eye-catching performance look. Available in 1.0" and 1.25" sizes. Top clamp sold separately.

**55800854** 1.25"  
Fits '18-later FLFB, FLFBS, FLSL, FXBB, FXBBS, FXBR, FXBRS, FXDRS, FXFB, FXFBS, FXLR, FXLRS, FXST, '14-later Road King® models. Requires separate purchase of appropriate top clamp. Moto bar on stock and tall risers does not fit with accessory windshields on FLFB, FXBR and FXBB, FXBBS models.

**55800852** 1"  
Fits '18-later FLSL, FXBB, FXBBS, FXLR, FXLRS, FXST, and '14-later Road King models. Requires separate purchase of appropriate top clamp. Moto bar on stock riser or tall riser does not fit with quarter fairing or accessory windshields on FXBB and FXBBS models.

### B. GAUGE CLAMP KIT – BLACK

Required for installation of tall risers. Designed for motorcycles equipped with the standard digital gauge in the riser. Aluminum construction reduces weight, with aggressive, muscular styling to help complete an overall performance look on your motorcycle. Available for 1.0" or 1.25" diameter handlebars.

**55900228** 1.25"  
Fits '18-later FXBB, FXBBS, FXBR, FXBRS, FXDRS, FXST models equipped with Tall Riser Kit P/N 55800854.

**55900227** 1"  
Fits '18-later FXBB, FXBBS, FXBR, FXBRS, FXDRS, FXST models equipped with Tall Riser Kit P/N 55800852.

### C. HANDLEBAR TOP CLAMP KIT – BLACK

Required for installation of tall risers. Designed for motorcycles without the digital gauge in the riser. Aluminum construction reduces weight, with aggressive, muscular styling to help complete an overall performance look on your motorcycle. Available for 1.0" or 1.25" diameter handlebars.

**55900237** 1.25"  
Fits '18-later FLFB, FLFBS, FLSL, FXFB, FXFBS, FXLR and FXLRS, and '14-'20 Road King models equipped with Tall Riser Kit P/N 55800854.

**55900238** 1"  
Fits '18-later FXLR, FLSL, FXLRS and '14-later Road King models equipped with Tall Riser Kit P/N 55800852.

### D. HANDLEBAR RISER & CLAMP KIT – GLOSS BLACK

Required for installation of 1.25" handlebars on select '18-later Softail® models. This straight riser gives different hand position, placing your hands and arm higher. Features a one-piece top clamp that is shaped to accept the Original Equipment clamp-mounted digital gauge package. Kit includes two curved risers and one-piece clamp.

**55900194**  
Fits '18-later FXBB, FXBBS, FXBR, FXBRS, FXDRS models.



A. TALL HANDLEBAR RISER – BLACK ANODIZED



B. GAUGE CLAMP KIT – BLACK



C. HANDLEBAR TOP CLAMP KIT – BLACK



D. HANDLEBAR RISER & CLAMP KIT – GLOSS BLACK



E. FAT HANDLEBAR RISER KIT – CHROME



F. HANDLEBAR CLAMP & RISER KIT – GLOSS BLACK



H. FAT BAR RISER KIT – CHROME



I. CURVED PULL BACK FAT RISERS – 4" CHROME



E. FAT HANDLEBAR RISER KIT – GLOSS BLACK



G. FAT RISER KIT – CHROME



I. CURVED PULL BACK FAT RISERS – 6" CHROME

# CONTROLS 551

## Handlebar Risers

### E. FAT HANDLEBAR RISER KIT\*

Designed to enable the installation of a 1.25" handlebar on models originally equipped with a 1.0" bar, these low-profile risers feature a one-piece top clamp for added support and style. Available in mirror chrome or gloss black finish, these kits include matching installation hardware.

Fits '18-later FLDE, FLFB, FLFBS, FLHC, FLCS, FLSB, FLSL, and FXLR models.

**55900122** Chrome.

**55900123** Gloss Black.

### F. HANDLEBAR CLAMP & RISER KIT – GLOSS BLACK\*

Go for a total blackout. Replace your Original Equipment Riser. Includes all necessary mounting hardware.

**55900166**

Fits '18-later Softail® models (except FXBB, FXBBS, FXBR, FXBRS, FXDRS and FXST) equipped with 1" handlebars.

### G. FAT RISER KIT – CHROME\*

This riser features a one-piece base that is designed for use with internally wired 1.25" handlebars and provides a skirt that conceals the wiring's exit from the bar. The matching handlebar clamp ties it all together. Available in mirror chrome finish, the kit includes riser, matching handlebar clamp and clamp hardware.

**56929-10**

Fits most 1.25" diameter handlebars. Does not fit FXSB, FXSBSE, FXBB, FXBBS, FXBR, FXBRS, FXST and Springer™ models or '21-later Touring and Trike models. Requires separate purchase of additional components. Riser height 4.1". See your dealer for details.

### H. FAT BAR RISER KIT – CHROME\*

Go phat with bold chrome-plated risers. Hidden fasteners create a clean, seamless look. Kit includes all necessary mounting hardware.

**56916-07**

Fits most 1.25" diameter handlebars. Does not fit FXSB, FXSBSE, FXBB, FXBBS, FXBR, FXBRS, FXST and Springer™ models. Requires separate purchase of additional components. Riser height 3.6". See your dealer for details.

### I. CURVED PULL BACK FAT RISERS – CHROME\*

These chrome-plated Curved Pull Back Risers provide a comfortable riding position for those who like the shape, width and hand position of their current handlebar, but wish it was closer. For an ergonomically friendly ride, these risers can be combined with a Harley-Davidson® Reach® Seat and Profile® Low suspension components to reduce arm stretch and to plant the feet firmly on the ground.

Fits most 1.25" handlebars. Does not fit FXSB, FXSBSE, FXBB, FXBBS, FXBR, FXBRS, FXST and Springer™ models. Requires separate purchase of additional components. See your dealer for details.

**56269-09** 4" Curved Riser.

**56267-09** 6" Curved Riser.

#### Model Family Fitment:

V-ROD
  SPORTSTER
  DYNA
  SOFTAIL
  TOURING

\*NOTE: Installation of some handlebars and risers may require a change in clutch and/or throttle cable and brake lines for some models. Handlebar height is regulated in many locations. Check local laws to ensure your motorcycle meets applicable regulations.



# 552 CONTROLS

## Handlebar Risers

### A. SOFTAIL SLIM® PULL BACK RISER KIT\*

Ideal for riders with a short reach or for those who prefer an upright riding position, these curved risers and the matching handlebar clamp are shaped to put the Original Equipment Softail Slim® handlebar closer to the rider. Designed for easy installation, these 4.5" high risers are compatible with the stock control cables for a low-cost conversion. Provides 1.75" of rise and 1.5" of additional pull back when compared to the stock FLS riser.

Fits most '12-'17 FLS and FLSS and '18-later FLSSL models. '15-'17 FLS and FLSS models equipped with ABS brakes require separate purchase of Brake Line P/N 41800300. Also fits most 1.0" diameter handlebars with separate purchase of additional components. Does not fit Springer™ models. Riser height 4.5".

**55900023** Chrome.

**55900165** Gloss Black.

### B. HANDLEBAR RISER KITS – CHROME\*

These chrome-plated risers provide a comfortable riding position for those who like the shape, width and hand position of their current 1.0" handlebar, but wish it was closer. For an ergonomically friendly ride, these risers can be combined with a Harley-Davidson® Reach® forward-position seat and Profile® Low suspension components to reduce arm stretch and to plant the feet firmly on the ground. Finish off the look with a Harley-Davidson® decorative handlebar clamp kit.

Fits most 1.0" handlebars. Does not fit FXBB, FXBBS, FXBR, FXBRS, FXST and Springer™ models or '21-later Touring and Trike models. Installation may require separate purchase of handlebar clamp. Installation also may affect fitment of handlebar-mounted instruments. See your dealer for details.

**56066-82A** 4.0" Curved Risers.

**56063-82A** 4.0" Straight Risers.

**56266-09** 6.0" Curved Risers.

### C. POLYURETHANE HANDLEBAR RISER BUSHINGS

These Handlebar Riser Bushings replace the Original Equipment stacked rubber and zinc washer combination with a long-lasting polyurethane bushing and cover. These firm bushings provide a direct link between the bar and the front fork for a solid feel – and they reduce the softness you experience when a tall or wide handlebar is installed in Original Equipment vibration-isolating rubber mounts.

**56298-03A**  
Fits '83-later Touring models. Kit includes replacement bolts. Does not fit Trike models.

**56165-03**  
Fits '97-'03 XL, '86-'17 Dyna® (except '08-'12 FXDB) and '86-'17 Softail® (except Springer™, FXS and FXSTD) models. '86-'93 FL Softail® models require use of '94-later riser bolts. Will not fit with Chrome Riser Cup Washer Kit P/N 56486-01.



A. SOFTAIL SLIM PULL BACK RISER KIT – CHROME



A. SOFTAIL SLIM PULL BACK RISER KIT – GLOSS BLACK



B. HANDLEBAR RISER KIT – CHROME STRAIGHT



B. HANDLEBAR RISER KIT – CHROME CURVED



C. POLYURETHANE HANDLEBAR RISER BUSHINGS



D. RISER CUP WASHER KIT – CHROME



E. HANDLEBAR CLAMP HARDWARE KIT – CHROME



F. HANDLEBAR CLAMP BOLT COVERS



G. LIVE TO RIDE HANDLEBAR CLAMP



H. CUSTOM HANDLEBAR CLAMPS

# CONTROLS 553

## Handlebar Risers

### D. RISER CUP WASHER KIT – CHROME

Add a finishing touch to the riser on your bike. This kit includes two styled and chrome-plated washers that replace the standard metal washers below the handlebar risers. Replaces Original Equipment P/N 56159-73.

**56486-01**

Fits '97-'03 XL, '86-'17 Dyna® (except FXDB) and Softail® models (except Springer™, FXS and FXSTD). Does not fit with Polyurethane Handlebar Bushings P/N 56165-03.

### E. HANDLEBAR CLAMP HARDWARE KIT – CHROME

Finish the show-winning look with brilliant chrome hardware. Manufactured to Original Equipment specifications, this kit replaces the zinc-plated exposed handlebar clamp bolts with chrome-plated socket head cap screws.

**94451-05**

Fits '05-'17 FLSTN, '94-'17 FLSTS, FLSTSB, FLSTSC, FXSTD, FXSTDSE, FXSTS and FXSTSB and '07-'08 FXSTSSE models.

**94452-05**

Fits '06 FXD, FXDB, FXDC and FXD35, '94-'06 FXDL, '94-'05 FXDWG, '99-'00 FXR2 and FXR3, '94-'17 FLST, FXST, FXSTB, FXSTC, '94-'08 FLSTC, '94-'06 FLSTF and '93-'96 FLSTN models.

**94453-05**

Fits '95-'13 XL (except XL883C, XL883N, XL1200C, XL1200L, XL1200N, XL1200V and XL1200X) and '94-'05 FXD, FXDC, FXDX, FXDXT and FXDS-CONV. models.

**94454-05**

Fits '96-later XL models (except for XL50, XL883, XL1200, XL1200S, XL1200R, '02-'12 XL883R and '05-'10 XL883L), '96-'06 XL883C and XL1200C, '07-'17 Dyna, '00 FXR4, '05-'06 FLSTFSE, '10-'12 FLSTSE, '13-'17 FXSB, '16-'17 FXSE and '13-'14 FXSBSE models.

### F. HANDLEBAR CLAMP BOLT COVERS

Complete the chrome hand control conversion. These thin-wall bolt covers are designed for easy installation over handlebar clamp bolts. The machined brass and chrome-plated covers are corrosion resistant and the internal spring steel retention clip resists vibration and thermal cycling to securely hold the covers in place. Kit includes 4 covers.

**94413-04**

Fits .3125" socket head handlebar clamp bolts. Does not fit '15-'20 XG, '07-'17 FLSTF, '08-'17 FXCW, FXSB, FXSBSE, '18-later FLFB, FLFBS, FXBB, FXBBS, FXBR, FXBRS, FXFB, FXFBS, FXLR, FXLRS, FXLRST, FXST or Touring models.

### G. LIVE TO RIDE HANDLEBAR CLAMP

**56178-92TA** Gold.

Fits '74-'06 XL, FX, FXR, FX Dyna and FX Softail models with stock and accessory 1.0" diameter handlebar (except '96-'06 XL883C and XL1200C and '99-'06 FXR).

### H. CUSTOM HANDLEBAR CLAMPS

Fits '74-'06 XL, FX, FXR, FX Dyna and FX Softail models with stock and accessory 1.0" diameter handlebar (except '96-'06 XL883C and XL1200C and '99-'06 FXR).

**56170-83TA** Classic Chrome.

**56567-86B** Bar & Shield.

\*NOTE: Installation of some handlebars and risers may require a change in clutch and/or throttle cable and brake lines for some models. Handlebar height is regulated in many locations. Check local laws to ensure your motorcycle meets applicable regulations.

\*NOTE: Installation of some handlebars and risers may require a change in clutch and/or throttle cable and brake lines for some models. Handlebar height is regulated in many locations. Check local laws to ensure your motorcycle meets applicable regulations.

#### Model Family Fitment:

- V-ROD
- SPORTSTER
- DYNA
- SOFTAIL
- TOURING





## AUDIO & GAUGES

Measure your next journey in songs, not miles. With a Harley-Davidson sound system, you'll lose yourself in your own soundtrack. And with Bluetooth<sup>®</sup>-enabled wireless communication, you can stay connected, even in the middle of nowhere.



## HARLEY-DAVIDSON® AUDIO POWERED BY ROCKFORD FOSGATE®

Get ready to be blown away by a sonic storm. Harley-Davidson® Audio powered by Rockford Fosgate® is designed to be the new standard of motorcycle audio performance and customization. Harley-Davidson and Rockford Fosgate have worked together to create the highest performing, most advanced audio system riders have ever experienced. This is truly Legendary Sound from two legendary brands.

### Stage I Speakers

Amplify your audio experience with Harley-Davidson® Audio powered by Rockford Fosgate® Stage I speakers. These high-performance two-way speakers feature a durable injection molded woofer and a separate bridge-mounted tweeter. Each speaker is rated to handle up to 75 watts of power, and with two amplifiers up to eight speakers can be installed in a single system. Designed to fit perfectly in the Original Equipment speaker housing. These speakers deliver a significant upgrade in sound quality and power over the Original Equipment components. Harley-Davidson® audio powered by Rockford Fosgate® speakers feature a two-year warranty. Complete kit includes Left and Right speakers and grilles.

### Stage I/II Features:

#### R-Tune

Equalization is specific to the motorcycle environment, designed from the ground up to be stronger and louder, to overcome road rumble and wind noise. Left and right speakers are designed to project sound directly at the rider for an enhanced audio experience.

#### BME (Bass Management Enhancement)

Designed to produce more bass, no matter the volume. The active amplifier DSP continually adapts to speed and road noise and maximizes the speakers' bass output to create powerful bass at any volume or speed.

#### IDHS™ (Inductive Damping Heat Sink)

The speaker fins push heat away from the voice coils to reduce speaker temperature and distortion to produce the clearest-possible audio.

#### ICC+

The Integrated Concealed Crossover boasts a hyper-efficient design and produces the clarity and output usually only found in traditional component speaker set-ups, plus the design allows for a quicker install.

### Stage II Speakers

Step up to the ultimate motorcycle audio experience. Harley-Davidson® Audio powered by Rockford Fosgate® Stage II speakers deliver ultra-clear highs, super clean mids, and ground thumping bass. These amplified three-way speakers feature a durable injection molded woofer and a separate bridge-mounted midrange and tweeter speakers. Each speaker unit is rated to handle up to 150 watts of power and designed to deliver outrageous volume with less distortion for amazing sound even at highway speeds. With two amplifiers up to eight Stage II speakers can be installed in a single system. Designed to fit perfectly in the Original Equipment speaker housing, each kit includes Left and Right speakers and custom grilles with a bright aluminum badge.

#### The Harley-Davidson® powered by Rockford Fosgate® App

Install and fine-tune the system yourself. Smart-Install makes initial installation and upgrades incredibly fast and easy. The Harley-Davidson® powered by Rockford Fosgate® App even adapts for each new speaker added to the audio system and tailors the audio experience automatically.

#### M-DEQ™ (Motorcycle Dynamic EQ)

Our smart amplifier adaptively changes the EQ points in real time, meaning the tune changes to ensure incredible sound quality no matter the motorcycle speed or riding conditions.

#### Full Range Class-D Technology

More power and less electrical fatigue. These high-efficiency amplifiers produce class leading power and don't over-draw on the motorcycle electrical system.

#### Bridge Mounted Design

The offset speaker design eliminates acoustic reflection and maximizes audio output. The specific left and right Tweeters are aligned to the motorcycle rider's position -- sound is always directed for an optimal on-road audio experience.



A. HARLEY-DAVIDSON AUDIO POWERED BY ROCKFORD FOSGATE STAGE I FAIRING SPEAKERS – ROAD GLIDE



A. HARLEY-DAVIDSON AUDIO POWERED BY ROCKFORD FOSGATE STAGE I FAIRING SPEAKERS – BATWING



B. HARLEY-DAVIDSON AUDIO POWERED BY ROCKFORD FOSGATE STAGE II FAIRING SPEAKERS – ROAD GLIDE



B. HARLEY-DAVIDSON AUDIO POWERED BY ROCKFORD FOSGATE STAGE II FAIRING SPEAKERS – BATWING



C. HARLEY-DAVIDSON AUDIO POWERED BY ROCKFORD FOSGATE – FAIRING SPEAKER INSTALLATION KIT

## AUDIO & GAUGES 557

Rockford Fosgate® Audio

### A. HARLEY-DAVIDSON® AUDIO POWERED BY ROCKFORD FOSGATE® – STAGE I FAIRING SPEAKERS

Upgrade Original Equipment Batwing or Road Glide fairing speakers for more volume and improved sound quality. Vibration-tested 6.5" waterproof 4 ohm speakers feature injection molded woofer cones with a high-flux Neodymium magnet and bridge-mounted 25mm tweeter. Harley-Davidson powered by Rockford Fosgate® speakers feature a two-year warranty. Complete kit includes retainers, hardware, left and right speakers and grilles.

**76000982** Road Glide® Fairing  
Fits '14-later Road Glide models (except FLTRXSE). Requires purchase of Fairing Speaker Install Kit P/N 76000992, Primary Amplifier P/N 76000997 and appropriate Primary Amp Install Kit. FLTRUSE requires separate purchase of CVO model Wire Harness P/N 76001100.

**76000980** Batwing Fairing  
Fits '14-later Electra Glide®, Street Glide®, Ultra Limited and Tri Glide® models (except FLHXSE). Requires purchase of Fairing Speaker Install Kit P/N 76000992, Primary Amplifier P/N 76000997 and appropriate Primary Amp Install Kit. FLHTKSE requires separate purchase of CVO™ model Wire Harness P/N 76001100.

### B. HARLEY-DAVIDSON® AUDIO POWERED BY ROCKFORD FOSGATE® – STAGE II FAIRING SPEAKERS

Upgrade Original Equipment Batwing or Road Glide fairing speakers for more volume and improved sound quality. Vibration-tested 6.5" waterproof 2 ohm speakers feature injection molded woofer cones with a high-flux Neodymium magnet and 20mm Tweeter and 30mm Midrange speaker. Harley-Davidson powered by Rockford Fosgate® feature a two-year warranty. Complete kit includes retainers, hardware, Left and Right speakers and grilles.

**76000983** Road Glide® Fairing  
Fits '14-later Road Glide models (except FLTRXSE). Requires purchase of Fairing Speaker Install Kit P/N 76000992, Primary Amplifier P/N 76000997 and appropriate Primary Amp Install Kit. FLTRUSE requires separate purchase of CVO model Wire Harness P/N 76001100.

**76000981** Batwing Fairing.  
Fits '14-later Electra Glide, Street Glide, Ultra Limited and Tri Glide models (except FLHXSE). Requires purchase of Fairing Speaker Install Kit P/N 76000992, Primary Amplifier P/N 76000997 and appropriate Primary Amp Install Kit. FLHTKSE requires separate purchase of CVO model Wire Harness P/N 76001100.

### C. HARLEY-DAVIDSON® AUDIO POWERED BY ROCKFORD FOSGATE® – FAIRING SPEAKER INSTALLATION KIT

Kit includes wiring harnesses required to install Harley-Davidson® Audio powered by Rockford Fosgate® Batwing or Road Glide® Fairing Speakers. Harley-Davidson® Audio powered by Rockford Fosgate® speakers are sold separately.

**76000992**  
Fits '14-later Touring and Tri Glide models (except CVO™ model). For use with Harley-Davidson® Audio powered by Rockford Fosgate® Stage I or Stage II Fairing Speaker Kits.

#### Model Family Fitment:

V-ROD
  SPORTSTER
  DYNA
  SOFTAIL
  TOURING



# 558 AUDIO & GAUGES

Rockford Fosgate® Audio

## A. HARLEY-DAVIDSON® AUDIO POWERED BY ROCKFORD FOSGATE® – STAGE I SADDLEBAGS SPEAKERS

Turn your motorcycle into a concert hall. Speakers mounted in saddlebag lids surround rider and passenger with sound and increase the over-all volume of the audio system. Vibration-tested 5x7" waterproof 4 ohm speakers feature injection molded woofer cones with a high-flux Neodymium magnet and bridge-mounted 25mm tweeter. Harley-Davidson powered by Rockford Fosgate® speakers feature a two-year warranty. Complete kit includes left and right speakers and grilles.

**76000986**

Fits '14-later Touring models (except '14-'16 FLHXSE and FLTRXSE). Requires separate purchase of Saddlebag Speaker Install Kit P/N 76000979 and appropriate Amplifier and Amplifier Install Kit. FLHTKSE and FLTRUSE require separate purchase of CVO™ model Wire Harness P/N 76001100.

## B. HARLEY-DAVIDSON® AUDIO POWERED BY ROCKFORD FOSGATE® – STAGE II SADDLEBAGS SPEAKERS

Turn your motorcycle into a concert hall. Speakers mounted in saddlebag lids surround rider and passenger with sound and increase the over-all volume of the audio system. Vibration-tested 5x7" waterproof 2 ohm speakers feature injection molded woofer cones with a high-flux Neodymium magnet and 20mm tweeter and 30mm midrange speakers. Harley-Davidson® audio powered by Rockford Fosgate® feature a two-year warranty. Complete kit includes hardware. Left and Right speakers and grilles.

**76000987**

Fits '14-later Touring models (except '14-'16 FLHTKSE and '15-'20 FLHXSE and FLTRXSE models). Requires separate purchase of Saddlebag Speaker Install Kit P/N 76000979 and appropriate Amplifier and Amplifier Install Kit. '17-'21 FLHTKSE and '15-later FLTRUSE require separate purchase of CVO Wire Harness P/N 76001100.

## C. HARLEY-DAVIDSON® AUDIO POWERED BY ROCKFORD FOSGATE® – SADDLEBAG SPEAKER INSTALLATION KIT

Kit includes all the hardware and wiring harnesses required to install a Harley-Davidson® Audio powered by Rockford Fosgate® Saddlebag Speaker Kit. Harley-Davidson® audio powered by Rockford Fosgate® speakers are sold separately. Requires separate purchase of Left and Right Color Matched Saddlebag Speaker Lids.

**76000979**

Fits '14-later Touring models (except FLHXSE and FLTRXSE). For use with Harley-Davidson® Audio powered by Rockford Fosgate® Stage I or Stage II Saddlebag Speaker Kits. CVO™ models separate of CVO Wire Harness P/N 76001100.



HARLEY-DAVIDSON AUDIO POWERED BY ROCKFORD FOSGATE SADDLEBAGS SPEAKERS – STAGE II SHOWN



A. HARLEY-DAVIDSON AUDIO POWERED BY ROCKFORD FOSGATE – STAGE I SADDLEBAGS SPEAKERS



B. HARLEY-DAVIDSON AUDIO POWERED BY ROCKFORD FOSGATE – STAGE II SADDLEBAGS SPEAKERS



C. HARLEY-DAVIDSON AUDIO POWERED BY ROCKFORD FOSGATE – SADDLEBAG SPEAKER INSTALLATION KIT



HARLEY-DAVIDSON AUDIO POWERED BY ROCKFORD FOSGATE TOUR-PAK / AIR-COOLED FAIRING LOWER SPEAKERS – STAGE II SHOWN ON TOUR-PAK



D. HARLEY-DAVIDSON AUDIO POWERED BY ROCKFORD FOSGATE – STAGE I TOUR-PAK / AIR-COOLED FAIRING LOWER SPEAKERS



E. HARLEY-DAVIDSON AUDIO POWERED BY ROCKFORD FOSGATE – STAGE II TOUR-PAK / AIR-COOLED FAIRING LOWER SPEAKERS



F. HARLEY-DAVIDSON AUDIO POWERED BY ROCKFORD FOSGATE – TOUR-PAK SPEAKER INSTALLATION KIT



G. HARLEY-DAVIDSON AUDIO POWERED BY ROCKFORD FOSGATE – AIR-COOLED FAIRING LOWER SPEAKER INSTALLATION KIT

# AUDIO & GAUGES 559

Rockford Fosgate® Audio

## D. HARLEY-DAVIDSON® AUDIO POWERED BY ROCKFORD FOSGATE® – STAGE I TOUR-PAK® / AIR-COOLED FAIRING LOWER SPEAKERS

Upgrade Original Equipment Tour-Pak speakers for more volume and improved sound quality. Adding fairing lower speakers to your current two-speaker or four-speaker system increases the available sound pressure level, permitting higher listening volume, lower distortion, and improved clarity at highway speeds. Vibration-tested 6.5" waterproof 4 ohm speakers feature injection molded woofer cones with a high-flux Neodymium magnet and bridge-mounted 25mm tweeter. Harley-Davidson powered by Rockford Fosgate® speakers feature a two-year warranty. Complete kit includes left and right speakers and grilles.

**76000984**

Fits '14-later Touring models (except CVO™ models) equipped with a Tour-Pak carrier or Air-Cooled Fairing Lower. Also Fits '14-later FLHTCUTG models equipped with a Tour-Pak. Requires separate purchase of appropriate Speaker Install Kit, Amplifier, and Amplifier Install Kit. FLHTKSE and FLTRUSE require separate purchase of CVO Wire Harness P/N 76001100 when installing Tour-Pak Speakers.

## E. HARLEY-DAVIDSON® AUDIO POWERED BY ROCKFORD FOSGATE® – STAGE II TOUR-PAK / AIR-COOLED FAIRING LOWER SPEAKERS

Upgrade Original Equipment Tour-Pak luggage carrier speakers for more volume and improved sound quality. Adding fairing lower speakers to your current two-speaker or four-speaker system increases the available sound pressure level, permitting higher listening volume, lower distortion, and improved clarity at highway speeds. Vibration-tested 6.5" waterproof 2 ohm speakers feature injection molded woofer cones with a high-flux Neodymium magnet and 20mm tweeter and 30mm midrange speaker. Harley-Davidson powered by Rockford Fosgate® feature a two-year warranty. Complete kit includes left and right speakers and grilles.

**76000985**

Fits '14-later Touring models (except '15-'20 FLHXSE and '18-'20 FLTRXSE) equipped with a Tour-Pak or Air-Cooled Fairing Lower. Also Fits '14-later Tri-Glide models equipped with a Tour-Pak. Requires separate purchase of appropriate Speaker Install Kit, Amplifier, and Amplifier Install Kit. '14-'21 FLHTKSE, '15-'16 FLTRUSE and '21 FLHTCUTGSE require separate purchase of CVO Wire Harness P/N 76001100 when installing Tour-Pak Speakers. Air-Cooled Fairing Lower also require separate purchase of Color Matched Fairing Lower Speaker Front Enclosure P/N 57100233.

## F. HARLEY-DAVIDSON® AUDIO POWERED BY ROCKFORD FOSGATE® - TOUR PAK SPEAKER INSTALLATION KIT

Kit includes wiring harnesses required to install Harley-Davidson® Audio powered by Rockford Fosgate® Tour Pak luggage carrier Speakers. Harley-Davidson® Audio powered by Rockford Fosgate® speakers are sold separately.

**76000977**

Fits '14-later Touring and Tri Glide models. For use with Harley-Davidson® Audio powered by Rockford Fosgate® Stage I or Stage II Tour-Pak Speaker Kits. FLHTKSE and FLTRUSE models requires separate purchase of P/N CVO™ model Wire Harness 76001100.

## G. HARLEY-DAVIDSON® AUDIO POWERED BY ROCKFORD FOSGATE® - AIR-COOLED FAIRING LOWER SPEAKER INSTALLATION KIT

Kit includes speaker enclosures and all hardware and wiring harnesses required to install Harley-Davidson® Audio powered by Rockford Fosgate® Air-Cooled Fairing Lower Speakers. Harley-Davidson® Audio powered by Rockford Fosgate® speakers are sold separately.

**76000978**

Fits '17-later Touring (except CVO models). For use with Harley-Davidson® Audio powered by Rockford Fosgate® Stage I or Stage II Air-Cooled Fairing Lower Speakers Kits.

Model Family Fitment:

- V-ROD
- SPORTSTER
- DYNA
- SOFTAIL
- TOURING



# 560 AUDIO & GAUGES

Rockford Fosgate® Audio

## A. HARLEY-DAVIDSON® AUDIO POWERED BY ROCKFORD FOSGATE® – STAGE I TWIN-COOLED™ MODELS FAIRING LOWER SPEAKERS

Adding fairing lower speakers to your current two-speaker or four-speaker system increases the available sound pressure level, permitting higher listening volume, lower distortion, and improved clarity at highway speeds. Vibration-tested 4.75" waterproof 8 ohm speakers feature injection molded woofer cones with a high-flux Neodymium magnet and bridge-mounted 20mm tweeter. Harley-Davidson powered by Rockford Fosgate® speakers feature a two-year warranty. Complete kit includes sub-assembly, hardware, left and right speakers and grilles.

### 76000988

Fits '14-later FLHTK, FLTRK and FLTRU. Also fits '17-later FLHTKSE and FLTRUSE. Requires separate purchase of Twin-Cooled Fairing Lower Speaker Install Kit P/N 76000991 and appropriate Amplifier and Amplifier Install Kit. FLHTKSE and FLTRUSE require purchase of CVO™ models Wire Harness P/N 76001100.



HARLEY-DAVIDSON AUDIO POWERED BY ROCKFORD FOSGATE TWIN-COOLED FAIRING LOWER SPEAKERS – STAGE II SHOWN

## B. HARLEY-DAVIDSON® AUDIO POWERED BY ROCKFORD FOSGATE® – STAGE II TWIN-COOLED FAIRING LOWER SPEAKERS

Adding fairing lower speakers to your current two-speaker or four-speaker system increases the available sound pressure level, permitting higher listening volume, lower distortion, and improved clarity at highway speeds. Vibration-tested 4.7" waterproof 4 ohm speakers feature injection molded woofer cones with a high-flux Neodymium magnet and a 25mm tweeter. Harley-Davidson powered by Rockford Fosgate® feature a two-year warranty. Complete kit includes sub-assembly, hardware, left and right speakers and grilles.

### 76000989

Fits '14-later FLHTK, FLTRK and FLTRU models. Also fits '17-later FLHTKSE and FLTRUSE models with separate purchase of Twin-Cooled™ models with Fairing Lower Speaker Install Kit P/N 76000991 and appropriate Amplifier and Amplifier Install Kit. FLHTKSE and FLTRUSE require purchase of CVO model Wire Harness P/N 76001100.



HARLEY-DAVIDSON AUDIO POWERED BY ROCKFORD FOSGATE TWIN-COOLED FAIRING LOWER SPEAKERS – STAGE I AND STAGE II SHOWN

## C. HARLEY-DAVIDSON® AUDIO POWERED BY ROCKFORD FOSGATE® – TWIN-COOLED™ MODELS WITH LOWER SPEAKER INSTALLATION KIT

Kit includes speaker enclosures and all hardware and wiring harnesses required to install Harley-Davidson® Audio powered by Rockford Fosgate® Twin-Cooled™ models with Fairing Lower Speakers. Harley-Davidson® Audio powered by Rockford Fosgate® speakers are sold separately.

### 76000991

Fits '14-later FLHTK, FLTRK, FLTRU, FLTRUSE and '17-later FLHTKSE models. Does not fit '14-'16 FLHTKSE, FLHXSE and FLTRXSE. For use with Harley-Davidson® Audio powered by Rockford Fosgate® Stage I or Stage II Twin-Cooled Fairing Lower Speaker Kits. FLHTKSE and FLTRUSE require purchase of CVO Wire Harness P/N 76001100.



C. HARLEY-DAVIDSON AUDIO POWERED BY ROCKFORD FOSGATE –TWIN-COOLED™ LOWER SPEAKER INSTALLATION KIT

## D. HARLEY-DAVIDSON® AUDIO POWERED BY ROCKFORD FOSGATE® – CVO MODEL WIRE HARNESS

Use this Harness Kit to upgrade certain CVO model motorcycles to a Harley-Davidson® Audio powered by Rockford Fosgate® system. Harley-Davidson® Audio powered by Rockford Fosgate® speakers are sold separately.

### 76001100

Fits '14-'21 FLHTKSE and '15-'16 FLTRUSE models. Does not fit with Fairing Lower Speaker on '14-'16 FLHTKSE.



D. HARLEY-DAVIDSON AUDIO POWERED BY ROCKFORD FOSGATE – CVO MODEL WIRE HARNESS



E. HARLEY-DAVIDSON AUDIO POWERED BY ROCKFORD FOSGATE – AMPLIFIER 400W 4 CHANNEL W/ DSP (PRIMARY)



F. HARLEY-DAVIDSON AUDIO POWERED BY ROCKFORD FOSGATE – AMPLIFIER 400W 4-CHANNEL (SECONDARY)

# AUDIO & GAUGES 561

Rockford Fosgate® Audio

## HARLEY-DAVIDSON® AUDIO POWERED BY ROCKFORD FOSGATE® AMPLIFIER

Powerful, intelligent amplifier technology engineered to perform in the demanding motorcycle environment. This new, compact amplifier is easy to install in the motorcycle saddlebag. R-Tune: Equalization is specific to the motorcycle environment, designed from the ground up to be stronger and louder, to overcome road rumble and wind noise. Left and right speakers are designed to project sound directly at the rider for an enhanced audio experience. M-DEQ™ (Motorcycle Dynamic EQ): Our smart amplifier adaptively changes the EQ points in real time, meaning the tune changes to ensure incredible sound quality no matter the motorcycle speed or riding conditions. BME (Bass Management Enhancement): Designed to produce more bass, no matter the volume. The active amplifier DSP continually adapts to speed and road noise and maximizes the speakers' bass output to create powerful bass at any volume or speed. Computer Controlled Digital Signal Processing: Smart control, agile configurations. This intelligent amplifier continuously adapts to your speaker set-up. When you step up to the next audio stage or add additional speakers, the amplifier adjusts signal and output and is ready to deliver the sound quality and SPL you demand. Full Range Class-D Technology: More power and less electrical fatigue. These high-efficiency amplifiers produce class leading power and don't over-draw on the motorcycle electrical system. Ridiculously Rugged: Built stronger and ready to go anywhere. This amplifier was designed and tested over 80 hours to perform in the harshest conditions, no matter the heat or environment. So, anywhere you and your bike can go, our amplifiers can too. Rated Power: 50 watts per channel x 4 @ 4ohms; 100 watts per channel x 4 @ 2ohms Dimensions: 8.13" x 5.39" x 2.01"

## E. HARLEY-DAVIDSON® AUDIO POWERED BY ROCKFORD FOSGATE® – PRIMARY AMPLIFIER WITH DSP

The primary amplifier for any Harley-Davidson® Audio powered by Rockford Fosgate® two-speaker or four-speaker system.

### 76000997

Fits '14-later Touring (except FLXHSE and FLTRXSE) and Tri-Glide models. Requires separate purchase of appropriate Amp Installation Kit. Required for the installation of a set of 2 or 4 total Harley-Davidson® Audio powered by Rockford Fosgate® Stage I or Stage II Speaker Kits. Does not fit with Saddlebag Guard Rails.

## F. HARLEY-DAVIDSON® AUDIO POWERED BY ROCKFORD FOSGATE® – SECONDARY AMPLIFIER

The secondary amplifier required for any Harley-Davidson® Audio powered by Rockford Fosgate® six-speaker or eight-speaker system.

### 76000990

Fits '14-later Touring models (except '15-'20 FLHXSE and '18-'20 FLTRXSE). Does not fit Trike models. Requires separate purchase of Secondary Amp Install Kit P/N 76000975. Required for the installation of 6 or 8 total Harley-Davidson® Audio powered by Rockford Fosgate® Stage 1 or Stage 2 Speaker Kits. Must be installed as a second Amplifier with Primary Amplifier Kit P/N 76000991. '22 FLTRKSE require separate purchase of P/N's (1) 69200272 2-Pin Connector, (2) 72169-07 Terminal Pin and (2) 72168-07 Terminal Socket. Does not fit with Saddlebag Guard Rails.

\*NOTE: Harley-Davidson Audio powered by Rockford Fosgate products are garage ready in most cases. However in some cases, amplifiers may need to be reflashed at a dealership in order to ensure the software is the latest and greatest. The Harley-Davidson Audio powered by Rockford Fosgate mobile app will alert you regarding this necessary dealership reflash. Vehicles with Boom! Box 4.3 and Boom! Box 6.5 GT Radios require a dealer Digital Technician II flash. Vehicles with Boom! Box GTS radios require the latest software from www.harley-davidson.com.

### Model Family Fitment:

- V-ROD
- SPORTSTER
- DYNA
- SOFTAIL
- TOURING



# 562 AUDIO & GAUGES

Rockford Fosgate® Audio

## A. HARLEY-DAVIDSON® AUDIO POWERED BY ROCKFORD FOSGATE® – PRIMARY AMPLIFIER INSTALLATION KIT

Kit includes the hardware and wiring harnesses required to install a Harley-Davidson® Audio powered by Rockford Fosgate® Primary Amplifier. Harley-Davidson® Audio powered by Rockford Fosgate® speakers are sold separately.

### 76000974

Fits '17-later Touring models (except FLHXSE and FLTRXSE and '22-later FLHTKSE and FLTRKSE)). For use with Primary Amplifier Kit P/N 76000997. FLHTKSE and FLTRUSE require separate of Harness Kit P/N 76001100.

### 76001045

Fits '14-'16 Touring models (except FLHXSE and FLTRXSE). For use with Harley-Davidson® Audio powered by Rockford Fosgate® Amplifier Kit P/N 76000997. FLHTKSE and FLTRUSE require separate purchase of CVO™ model Wire Harness P/N 76001100.

## B. HARLEY-DAVIDSON® AUDIO POWERED BY ROCKFORD FOSGATE® – SECONDARY AMPLIFIER INSTALLATION KIT

Kit includes the hardware and wiring harnesses required to install a Harley-Davidson® Audio powered by Rockford Fosgate® Secondary Amplifier. Harley-Davidson® Audio powered by Rockford Fosgate® speakers are sold separately.

### 76000975

Fits '14-later Touring models (except '15-'20 FLHXSE and '18-'20 FLTRXSE). For use with Secondary Amplifier Kit P/N 76000990. FLHTKSE and FLTRUSE require separate purchase of CVO Wire Harness P/N 76001100. '22 FLTRKSE require separate purchase of P/N's (1) 69200272 2-Pin Connector, (2) 72169-07 Terminal Pin and (2) 72168-07 Terminal Socket. Does not fit with Saddlebag Guard Rails.

## C. HARLEY-DAVIDSON® AUDIO POWERED BY ROCKFORD FOSGATE® – TRIKE AMPLIFIER INSTALLATION KIT

Kit includes the hardware and wiring harnesses required to install a Harley-Davidson® Audio powered by Rockford Fosgate® Primary Amplifier in a Trike model. Harley-Davidson® Audio powered by Rockford Fosgate® speakers are sold separately.

### 76000976

Fits '17-later FLHTCUTG and '17-'21 FLHTCUTGSE models. For use with Harley-Davidson® Audio powered by Rockford Fosgate® Amplifier Kit P/N 76000997. FLHTCUTGSE models requires separate purchase of CVO Wire Harness P/N 76001100. Stock on '22 FLHTCUTGSE models.

### 76001046

Fits '14-'16 Trike (except Freewheeler) models. For use with Harley-Davidson® Audio powered by Rockford Fosgate® Amplifier Kit P/N 76000997.



A. HARLEY-DAVIDSON AUDIO POWERED BY ROCKFORD FOSGATE – PRIMARY AMPLIFIER INSTALLATION KIT



B. HARLEY-DAVIDSON AUDIO POWERED BY ROCKFORD FOSGATE – SECONDARY AMPLIFIER INSTALLATION KIT



C. HARLEY-DAVIDSON AUDIO POWERED BY ROCKFORD FOSGATE – TRIKE AMPLIFIER INSTALLATION KIT



D. HARLEY-DAVIDSON® AUDIO POWERED BY ROCKFORD FOSGATE SUBWOOFER KIT – PRIMARY



D. HARLEY-DAVIDSON AUDIO POWERED BY ROCKFORD FOSGATE SUBWOOFER KIT – PRIMARY



E. HARLEY-DAVIDSON AUDIO POWERED BY ROCKFORD FOSGATE SUBWOOFER KIT – SECONDARY

# AUDIO & GAUGES 563

Audio – Subwoofers

## HARLEY-DAVIDSON® AUDIO POWERED BY ROCKFORD FOSGATE® SUBWOOFER KIT

The deep bass will turn heads when you roll up playing your Harley-Davidson® Audio powered by Rockford Fosgate® Subwoofer Kit. Designed for 2014-later Touring bikes equipped with Harley-Davidson® Audio powered by Rockford Fosgate® audio, these plug-and-play 10-inch subwoofers enable heart-thumping bass while cruising around the city streets or out on the open road. Can be installed as a single subwoofer or a dual subwoofer set.

- Single or dual woofer flexibility provides as much big bass sound as you want
- Entire subwoofer enclosure may be removed without tools when space is needed in the saddlebags.
- Included saddlebag cover panel protects saddlebag contents when subwoofer is removed
- Plug-and-play design is easy to install and to remove when desired
- Harley-Davidson® Audio powered by Rockford Fosgate® branding showcases the quality of this subwoofer system
- Power Lock cut-out enables installation in CVO™ models with power saddlebag locks and maintains that security

## D. HARLEY-DAVIDSON® AUDIO POWERED BY ROCKFORD FOSGATE® SUBWOOFER KIT – PRIMARY

### 76001163 Primary

Fits '14-later Touring models in the right-side saddlebag when equipped with two or four total speakers on a Harley-Davidson® Audio powered by Rockford Fosgate® audio system. '21-'22 FLHXSE, FLTRXSE and '22 FLTRKSE requires separate purchase of Bluetooth Dongle P/N 41000771, Secondary Amp Kit P/N 76000990 and Secondary Amp Install Kit P/N 76000975. Does not fit Trike or Road King models.

## E. HARLEY-DAVIDSON® AUDIO POWERED BY ROCKFORD FOSGATE® SUBWOOFER KIT – SECONDARY

### 76001164 Secondary

Fits '14-later Touring models in the left-side saddlebag when equipped with two or four total speakers on a Harley-Davidson® Audio powered by Rockford Fosgate® audio system. Does not fit Trike or Road King models. Installation of second subwoofer kit requires separate purchase of Harley-Davidson® Audio powered by Rockford Fosgate® Amplifier P/N 76000990.

Model Family Fitment:

- V-ROD
- SPORTSTER
- DYNA
- SOFTAIL
- TOURING



# 564 AUDIO & GAUGES

Rockford Fosgate® Audio with Bluetooth

## A. HARLEY-DAVIDSON® AUDIO POWERED BY ROCKFORD FOSGATE® - AMPLIFIER WITH DSP FOR ROAD KING® MODELS

Here's the foundation of the ultimate motorcycle audio experience for Harley-Davidson® Road King® motorcycles. Powerful, intelligent amplifier with digital signal processing (DSP) technology developed jointly by Harley-Davidson and Rockford Fosgate® is engineered to perform in the demanding motorcycle environment. Connects to your mobile device via Bluetooth to play stored or streaming audio through Harley-Davidson Audio powered by Rockford Fosgate® speakers (sold separately) and turns your Road King® motorcycle into a concert hall.

- Compact amplifier is easy to install in the motorcycle saddlebag
- Power two Harley-Davidson Audio powered by Rockford Fosgate® Stage II speakers (sold separately) installed in saddlebag lids, fairing lowers, or King Tour-Pak® Luggage
- 125 watts x 2 per channel @ 4ohms; 125 x 2 watts per channel @ 2ohms
- Requires separate purchase of Amplifier Installation Kit P/N 76001113, a Harley-Davidson Audio powered by Rockford Fosgate® Stage II speaker kit, and the applicable installation kit specific to the speaker kit
- Dimensions: 8.13" x 5.39" x 2.01"
- Learn More about the Harley-Davidson® Audio powered by Rockford Fosgate® products at Harley-Davidson.com

### 76001074

Fits '14-later Road King® models (except FLHRC). Requires separate purchase of installation kit P/N 76001113. Required for the installation of one Harley-Davidson® Audio powered by Rockford Fosgate® Stage II speaker kit. Does not fit with Saddlebag Guard Rails.

## B. ROAD KING® AMPLIFIER INSTALLATION KIT

Includes components required for installation of Harley-Davidson® Audio powered by Rockford Fosgate® Amplifier P/N 76001074 in a Road King® model.

### 76001113

Fits 14-later Road King models equipped with Harley-Davidson® Audio powered by Rockford Fosgate® - Amplifier with DSP P/N 76001074.

## C. HARLEY-DAVIDSON® AUDIO POWERED BY ROCKFORD FOSGATE® - INNER FAIRING AUDIO KIT

A high-performance motorcycle deserves high-output audio. This kit was designed alongside the Low Rider® ST for outstanding performance and an ideal fit within the fairing. A powerful, intelligent amplifier with digital signal processing (DSP) technology developed jointly by Harley-Davidson and Rockford Fosgate® is engineered to perform in the demanding motorcycle environment. Connects to your mobile device via Bluetooth to play stored or streaming audio through a pair of built-in two-way speakers.

- Marine grade two-way speakers include a pair of 5.25" woofers and two remote tweeters aimed at the rider's ears for great audio performance
- Lightweight design has minimal impact vehicle dynamics and performance
- Plug-and play installation. One assembly includes the amplifier, speakers and housing, which replaces the original equipment inner fairing.
- Two simple wiring connections power the unit
- Uses Bluetooth 4.2 for a strong wireless connection to most devices with minimal compression for outstanding sound quality
- Connectivity with the Harley-Davidson® Audio powered by Rockford Fosgate® mobile app offers unique features like Automatic Volume Control (AVC), adjustable 7-Band EQ, and step by step system configurator.
- Compact amplifier mounts within the fairing. 250 watts of amplifier power (125 x 2 @ 4ohms / 125 x 2 @ 2ohms) for crisp, clear sound quality at any volume. Overcomes bike, environment, and helmet sound-limiting variables at all speeds

### 76200037

Fits '22-later FXLRST models.



A. HARLEY-DAVIDSON AUDIO POWERED BY ROCKFORD FOSGATE – AMPLIFIER WITH DSP FOR ROAD KING® MODELS (SHOWN WITH SADDLEBAG SPEAKERS)



A. HARLEY-DAVIDSON AUDIO POWERED BY ROCKFORD FOSGATE – AMPLIFIER WITH DSP FOR ROAD KING MODELS



B. ROAD KING® AMPLIFIER INSTALLATION KIT



C. HARLEY-DAVIDSON® AUDIO POWERED BY ROCKFORD FOSGATE® – INNER FAIRING AUDIO KIT

# Harley-Davidson® Audio powered by Rockford Fosgate® FITMENT GUIDE



# AUDIO & GAUGES 565

Rockford Fosgate® Audio

## STREET GLIDE®/STREET GLIDE SPECIAL MODELS ('14-LATER)

	STAGE 1		STAGE 2	
	PART NUMBER	DESCRIPTION	PART NUMBER	DESCRIPTION
<b>FAIRING</b>	<b>76000980</b>	Stage 1 Batwing Fairing Speakers	<b>76000981</b>	Stage 2 Batwing Fairing Speakers
	<b>76000992</b>	Fairing Speaker Installation Kit	<b>76000992</b>	Fairing Speaker Installation Kit
<b>SADDLEBAG</b>	<b>76000986</b>	Stage 1 Saddlebags Speakers	<b>76000987</b>	Stage 2 Saddlebags Speakers
	<b>76000979</b>	Saddlebag Speaker Installation Kit	<b>76000979</b>	Saddlebag Speaker Installation Kit
	<i>Requires separate purchase of color-matched saddlebag speaker lids</i>		<i>Requires separate purchase of color-matched saddlebag speaker lids</i>	
<b>FAIRING LOWER</b>	<b>76000984</b>	Stage 1 Tour-Pak / Air Cooled Lower Speakers	<b>76000985</b>	Stage 2 Tour-Pak / Air-Cooled Lower Speakers
	<b>76000978</b>	Air-Cooled Lower Speaker Installation Kit	<b>76000978</b>	Air-Cooled Lower Speaker Installation Kit
	<i>Requires separate purchase of color-matched fairing lowers</i>		<i>Requires separate purchase of color-matched fairing lowers</i>	
<b>TOUR-PAK®</b> <i>Luggage Carrier</i>	<b>76000984</b>	Stage 1 Tour-Pak / Air Cooled Lower Speakers	<b>76000985</b>	Stage 2 Tour-Pak / Air-Cooled Lower Speakers
	<b>76000977</b>	Tour-Pak Speaker Installation Kit	<b>76000977</b>	Tour-Pak Speaker Installation Kit
	<i>Requires separate purchase of color-matched tour-pak/speaker pods</i>		<i>Requires separate purchase of color-matched tour-pak/speaker pods</i>	
<b>AMPLIFIER</b> <i>Required for ALL speaker setups</i>	<b>76000997</b>	Amplifier 400W 4 Channel w/ DSP -Primary	<b>76000997</b>	Amplifier 400W 4 Channel w/ DSP -Primary
	<b>76001045</b>	Primary Amplifier Installation Kit ('14-16 Touring; except FLHXSE/FLTRXSE)	<b>76001045</b>	Primary Amplifier Installation Kit ('14-16 Touring; except FLHXSE/FLTRXSE)
	<b>76000974</b>	Primary Amplifier Installation Kit ('17-Later Touring; except FLHXSE/FLTRXSE)	<b>76000974</b>	Primary Amplifier Installation Kit ('17-Later Touring; except FLHXSE/FLTRXSE)
<b>SECONDARY AMPLIFIER</b> <i>Required for 6-8 speaker setups only</i>	<b>76000990</b>	Amplifier 400W 4-channel - Secondary	<b>76000990</b>	Amplifier 400W 4-channel - Secondary
	<b>76000975</b>	Secondary Amplifier Installation Kit	<b>76000975</b>	Secondary Amplifier Installation Kit

## ROAD KING ('14-LATER)\*

	STAGE 1		STAGE 2	
	PART NUMBER	DESCRIPTION	PART NUMBER	DESCRIPTION
<b>SADDLEBAG</b>	<i>Stage 1 not available</i>		<b>76000987</b>	Stage 2 Saddlebags Speakers
			<i>Requires separate purchase of color-matched saddlebag speaker lids</i>	
<b>LOWER FAIRING</b>	<i>Stage 1 not available</i>		<b>76000985</b>	Stage 2 Saddlebags Speakers
			<b>76000978</b>	Air-Cooled Lower Speaker Installation Kit
			<i>Requires separate purchase of color-matched fairing lowers</i>	
<b>TOUR-PAK®</b> <i>Luggage Carrier</i>	<i>Stage 1 not available</i>		<b>76000985</b>	Stage 2 Tour-Pak / Air-Cooled Lower Speakers
			<b>76000977</b>	Tour Pak Speaker Installation Kit
			<i>Requires separate purchase of color-matched tour-pak/speaker pods</i>	
<b>AMPLIFIER</b> <i>Enables one set of speakers. Required for any Road King audio speaker</i>	<i>Stage 1 not available</i>		<b>76001074</b>	Road King Amplifier w/ DSP
			<b>76001113</b>	Road King Audio Install Kit

## ROAD GLIDE®/ROAD GLIDE SPECIAL MODELS ('14-LATER)

	STAGE 1		STAGE 2	
	PART NUMBER	DESCRIPTION	PART NUMBER	DESCRIPTION
<b>FAIRING</b>	<b>76000982</b>	Stage 1 Road Glide Fairing Speakers	<b>76000983</b>	Stage 2 Road Glide Fairing Speakers
	<b>76000992</b>	Fairing Speaker Installation Kit	<b>76000992</b>	Fairing Speaker Installation Kit
<b>SADDLEBAG</b>	<b>76000986</b>	Stage 1 Saddlebags Speakers	<b>76000987</b>	Stage 2 Saddlebags Speakers
	<b>76000979</b>	Saddlebag Speaker Installation Kit	<b>76000979</b>	Saddlebag Speaker Installation Kit
	<i>Requires separate purchase of color-matched saddlebag speaker lids</i>		<i>Requires separate purchase of color-matched saddlebag speaker lids</i>	
<b>FAIRING LOWER</b>	<b>76000984</b>	Stage 1 Tour-Pak / Air Cooled Lower Speakers	<b>76000985</b>	Stage 2 Tour-Pak / Air-Cooled Lower Speakers
	<b>76000978</b>	Air-Cooled Lower Speaker Installation Kit	<b>76000978</b>	Air-Cooled Lower Speaker Installation Kit
	<i>Requires separate purchase of color-matched fairing lowers</i>		<i>Requires separate purchase of color-matched fairing lowers</i>	





**ROAD GLIDE®/ROAD GLIDE SPECIAL MODELS ('14-LATER) continued**

<b>TOUR-PAK®</b> <i>Luggage Carrier</i>	<b>76000984</b> Stage 1 Tour-Pak / Air Cooled Lower Speakers	<b>76000985</b> Stage 2 Tour-Pak / Air-Cooled Lower Speakers
	<b>76000977</b> Tour-Pak Speaker Installation Kit	<b>76000977</b> Tour-Pak Speaker Installation Kit
	<i>Requires separate purchase of color-matched tour-pak/speaker pods</i>	
<b>AMPLIFIER</b> <i>Required for ALL speaker setups</i>	<b>76000997</b> Amplifier 400W 4 Channel w/ DSP -Primary	<b>76000997</b> Amplifier 400W 4 Channel w/ DSP -Primary
	<b>76001045</b> Primary Amplifier Installation Kit ('14-16 Touring; except FLHXSE/FLTRXSE)	<b>76001045</b> Primary Amplifier Installation Kit ('14-16 Touring; except FLHXSE/FLTRXSE)
	<b>76000974</b> Primary Amplifier Installation Kit ('17-Later Touring; except FLHXSE/FLTRXSE)	<b>76000974</b> Primary Amplifier Installation Kit ('17-Later Touring; except FLHXSE/FLTRXSE)
<b>SECONDARY AMPLIFIER</b> <i>Required for 6-8 speaker setups only</i>	<b>76000990</b> Amplifier 400W 4-channel - Secondary	<b>76000990</b> Amplifier 400W 4-channel - Secondary
	<b>76000975</b> Secondary Amplifier Installation Kit	<b>76000975</b> Secondary Amplifier Installation Kit

**ULTRA LIMITED MODELS – Twin-Cooled™ ENGINE ('14-LATER)**

	STAGE 1		STAGE 2	
	PART NUMBER	DESCRIPTION	PART NUMBER	DESCRIPTION
<b>FAIRING</b>	<b>76000980</b>	Stage 1 Batwing Fairing Speakers	<b>76000981</b>	Stage 2 Batwing Fairing Speakers
	<b>76000992</b>	Fairing Speaker Installation Kit	<b>76000992</b>	Fairing Speaker Installation Kit
<b>SADDLEBAG</b>	<b>76000986</b>	Stage 1 Saddlebags Speakers	<b>76000987</b>	Stage 2 Saddlebags Speakers
	<b>76000979</b>	Saddlebag Speaker Installation Kit	<b>76000979</b>	Saddlebag Speaker Installation Kit
	<i>Requires separate purchase of color-matched saddlebag speaker lids</i>		<i>Requires separate purchase of color-matched saddlebag speaker lids</i>	
<b>FAIRING LOWER</b>	<b>76000988</b>	Stage 1 Twin-Cooled™ Engine Fairing Lower Speakers	<b>76000989</b>	Stage 2 Twin-Cooled™ Engine Fairing Lower Speakers
	<b>76000991</b>	Twin-Cooled™ Engine Lower Speaker Installation Kit	<b>76000991</b>	Twin-Cooled™ Engine Lower Speaker Installation Kit
<b>TOUR-PAK®</b> <i>Luggage Carrier</i>	<b>76000984</b>	Stage 1 Tour-Pak / Air Cooled Lower Speakers	<b>76000985</b>	Stage 2 Tour-Pak / Air-Cooled Lower Speakers
	<b>76000977</b>	Tour-Pak Speaker Installation Kit	<b>76000977</b>	Tour-Pak Speaker Installation Kit
<b>AMPLIFIER</b> <i>Required for ALL speaker setups</i>	<b>76000997</b>	Amplifier 400W 4 Channel w/ DSP -Primary	<b>76000997</b>	Amplifier 400W 4 Channel w/ DSP -Primary
	<b>76001045</b>	Primary Amplifier Installation Kit ('14-16 Touring; except FLHXSE/FLTRXSE)	<b>76001045</b>	Primary Amplifier Installation Kit ('14-16 Touring; except FLHXSE/FLTRXSE)
	<b>76000974</b>	Primary Amplifier Installation Kit ('17-Later Touring; except FLHXSE/FLTRXSE)	<b>76000974</b>	Primary Amplifier Installation Kit ('17-Later Touring; except FLHXSE/FLTRXSE)
<b>SECONDARY AMPLIFIER</b> <i>Required for 6-8 speaker setups only</i>	<b>76000990</b>	Amplifier 400W 4-channel - Secondary	<b>76000990</b>	Amplifier 400W 4-channel - Secondary
	<b>76000975</b>	Secondary Amplifier Installation Kit	<b>76000975</b>	Secondary Amplifier Installation Kit

**ULTRA CLASSIC® MODEL ('14-'19)**

	STAGE 1		STAGE 2	
	PART NUMBER	DESCRIPTION	PART NUMBER	DESCRIPTION
<b>FAIRING</b>	<b>76000980</b>	Stage 1 Batwing Fairing Speakers	<b>76000981</b>	Stage 2 Batwing Fairing Speakers
	<b>76000992</b>	Fairing Speaker Installation Kit	<b>76000992</b>	Fairing Speaker Installation Kit
<b>SADDLEBAG</b>	<b>76000986</b>	Stage 1 Saddlebags Speakers	<b>76000987</b>	Stage 2 Saddlebags Speakers
	<b>76000979</b>	Saddlebag Speaker Installation Kit	<b>76000979</b>	Saddlebag Speaker Installation Kit
	<i>Requires separate purchase of color-matched saddlebag speaker lids</i>		<i>Requires separate purchase of color-matched saddlebag speaker lids</i>	
<b>FAIRING LOWER</b>	<b>76000984</b>	Stage 1 Tour-Pak / Air Cooled Lower Speakers	<b>76000985</b>	Stage 2 Tour-Pak / Air-Cooled Lower Speakers
	<b>76000978</b>	Air-Cooled Lower Speaker Installation Kit	<b>76000978</b>	Air-Cooled Lower Speaker Installation Kit
<b>TOUR-PAK®</b> <i>Luggage Carrier</i>	<b>76000984</b>	Stage 1 Tour-Pak / Air Cooled Lower Speakers	<b>76000985</b>	Stage 2 Tour-Pak / Air-Cooled Lower Speakers
	<b>76000977</b>	Tour-Pak Speaker Installation Kit	<b>76000977</b>	Tour-Pak Speaker Installation Kit
<b>AMPLIFIER</b> <i>Required for ALL speaker setups</i>	<b>76000997</b>	Amplifier 400W 4 Channel w/ DSP -Primary	<b>76000997</b>	Amplifier 400W 4 Channel w/ DSP -Primary
	<b>76001045</b>	Primary Amplifier Installation Kit ('14-16 Touring; except FLHXSE/FLTRXSE)	<b>76001045</b>	Primary Amplifier Installation Kit ('14-16 Touring; except FLHXSE/FLTRXSE)
	<b>76000974</b>	Primary Amplifier Installation Kit ('17-Later Touring; except FLHXSE/FLTRXSE)	<b>76000974</b>	Primary Amplifier Installation Kit ('17-Later Touring; except FLHXSE/FLTRXSE)



**ULTRA CLASSIC® MODEL ('14-'19) continued**

	STAGE 1		STAGE 2	
	PART NUMBER	DESCRIPTION	PART NUMBER	DESCRIPTION
<b>SECONDARY AMPLIFIER</b> <i>Required for 6-8 speaker setups only</i>	<b>76000990</b>	Amplifier 400W 4-channel - Secondary	<b>76000990</b>	Amplifier 400W 4-channel - Secondary
	<b>76000975</b>	Secondary Amplifier Installation Kit	<b>76000975</b>	Secondary Amplifier Installation Kit

**ROAD GLIDE® ULTRA/LIMITED MODEL – TWIN-COOLED™ ENGINE ('14-LATER)**

	STAGE 1		STAGE 2	
	PART NUMBER	DESCRIPTION	PART NUMBER	DESCRIPTION
<b>FAIRING</b>	<b>76000982</b>	Stage 1 Road Glide Fairing Speakers	<b>76000983</b>	Stage 2 Road Glide Fairing Speakers
	<b>76000992</b>	Fairing Speaker Installation Kit	<b>76000992</b>	Fairing Speaker Installation Kit
<b>SADDLEBAG</b>	<b>76000986</b>	Stage 1 Saddlebags Speakers	<b>76000987</b>	Stage 2 Saddlebags Speakers
	<b>76000979</b>	Saddlebag Speaker Installation Kit	<b>76000979</b>	Saddlebag Speaker Installation Kit
	<i>Requires separate purchase of color-matched saddlebag speaker lids</i>		<i>Requires separate purchase of color-matched saddlebag speaker lids</i>	
<b>FAIRING LOWER</b>	<b>76000988</b>	Stage 1 Twin-Cooled™ Engine Fairing Lower Speakers	<b>76000989</b>	Stage 2 Twin-Cooled™ Engine Fairing Lower Speakers
	<b>76000991</b>	Twin-Cooled™ Engine Lower Speaker Installation Kit	<b>76000991</b>	Twin-Cooled™ Engine Lower Speaker Installation Kit
<b>TOUR-PAK®</b> <i>Luggage Carrier</i>	<b>76000984</b>	Stage 1 Tour-Pak / Air Cooled Lower Speakers	<b>76000985</b>	Stage 2 Tour-Pak / Air-Cooled Lower Speakers
	<b>76000977</b>	Tour-Pak Speaker Installation Kit	<b>76000977</b>	Tour-Pak Speaker Installation Kit
<b>AMPLIFIER</b> <i>Required for ALL speaker setups</i>	<b>76000997</b>	Amplifier 400W 4 Channel w/ DSP -Primary	<b>76000997</b>	Amplifier 400W 4 Channel w/ DSP -Primary
	<b>76001045</b>	Primary Amplifier Installation Kit ('14-16 Touring; except FLHXSE/FLTRXSE)	<b>76001045</b>	Primary Amplifier Installation Kit ('14-16 Touring; except FLHXSE/FLTRXSE)
	<b>76000974</b>	Primary Amplifier Installation Kit ('17-Later Touring; except FLHXSE/FLTRXSE)	<b>76000974</b>	Primary Amplifier Installation Kit ('17-Later Touring; except FLHXSE/FLTRXSE)
<b>SECONDARY AMPLIFIER</b> <i>Required for 6-8 speaker setups only</i>	<b>76000990</b>	Amplifier 400W 4-channel - Secondary	<b>76000990</b>	Amplifier 400W 4-channel - Secondary
	<b>76000975</b>	Secondary Amplifier Installation Kit	<b>76000975</b>	Secondary Amplifier Installation Kit

**TRI GLIDE® MODEL – TWIN-COOLED™ ENGINE ('14-LATER)\***

	STAGE 1		STAGE 2	
	PART NUMBER	DESCRIPTION	PART NUMBER	DESCRIPTION
<b>FAIRING</b>	<b>76000980</b>	Stage 1 Batwing Fairing Speakers	<b>76000981</b>	Stage 2 Batwing Fairing Speakers
	<b>76000992</b>	Fairing Speaker Installation Kit	<b>76000992</b>	Fairing Speaker Installation Kit
<b>TOUR-PAK®</b> <i>Luggage Carrier</i>	<b>76000984</b>	Stage 1 Tour-Pak / Air Cooled Lower Speakers	<b>76000985</b>	Stage 2 Tour-Pak / Air-Cooled Lower Speakers
	<b>76000977</b>	Tour-Pak Speaker Installation Kit	<b>76000977</b>	Tour-Pak Speaker Installation Kit
<b>AMPLIFIER</b> <i>Required for ALL speaker setups</i>	<b>76000997</b>	Amplifier 400W 4 Channel w/ DSP -Primary	<b>76000997</b>	Amplifier 400W 4 Channel w/ DSP -Primary
	<b>76001046</b>	Primary Amplifier Installation Kit ('14-16 Trike, except Free-wheeler, models)	<b>76001046</b>	Primary Amplifier Installation Kit ('14-16 Trike, except Free-wheeler, models)
	<b>76000976</b>	Primary Amplifier Installation Kit ('17-Later Trike, except Freewheeler®, models)	<b>76000976</b>	Primary Amplifier Installation Kit ('17-Later Trike, except Freewheeler®, models)
<i>*Up to 4 Speaker Set Only on Trike Models</i>		<i>*Up to 4 Speaker Set Only on Trike Models</i>		

**CVO™ TRI GLIDE® MODEL ('20-'21)\***

	STAGE 1		STAGE 2	
	PART NUMBER	DESCRIPTION	PART NUMBER	DESCRIPTION
<b>FAIRING</b>	<b>76000980</b>	Stage 1 Batwing Fairing Speakers	<b>76000981</b>	Stage 2 Batwing Fairing Speakers
	<b>76001100</b>	Fairing Speaker Installation Kit	<b>76001100</b>	Fairing Speaker Installation Kit
<b>TOUR-PAK®</b> <i>Luggage Carrier</i>	<b>76000984</b>	Stage 1 Tour-Pak / Air Cooled Lower Speakers	<b>76000985</b>	Stage 2 Tour-Pak / Air-Cooled Lower Speakers
	<b>76000977</b>	Tour-Pak Speaker Installation Kit	<b>76000977</b>	Tour-Pak Speaker Installation Kit





**CVO™ TRI GLIDE® MODEL ('20-'21)\* continued**

	STAGE 1		STAGE 2	
	PART NUMBER	DESCRIPTION	PART NUMBER	DESCRIPTION
<b>AMPLIFIER</b> <i>Required for ALL speaker setups</i>	<b>76000997</b>	Amplifier 400W 4 Channel w/ DSP -Primary)	<b>76000997</b>	Amplifier 400W 4 Channel w/ DSP -Primary
	<b>76000976</b>	Primary Amplifier Installation Kit ('17-Later Trike, except Freewheeler®, models)	<b>76000976</b>	Primary Amplifier Installation Kit ('17-Later Trike, except Freewheeler®, models)
	<i>*Up to 4 Speaker Set Only on Trike Models</i>		<i>*Up to 4 Speaker Set Only on Trike Models</i>	

**CVO™ LIMITED MODEL ('14-LATER)**

	STAGE 1		STAGE 2	
	PART NUMBER	DESCRIPTION	PART NUMBER	DESCRIPTION
<b>FAIRING</b>	<b>76000980</b>	Stage 1 Batwing Fairing Speakers	<b>76000981</b>	Stage 2 Batwing Fairing Speakers
	<b>76001100</b>	Fairing Speaker Installation Kit	<b>76001100</b>	Fairing Speaker Installation Kit
<b>SADDLEBAG</b>	<b>76000986</b>	Stage 1 Saddlebags Speakers	<b>76000987</b>	Stage 2 Saddlebags Speakers
	<b>76000979</b>	Saddlebag Speaker Installation Kit	<b>76000979</b>	Saddlebag Speaker Installation Kit
<b>FAIRING LOWER</b>	<b>76000988</b>	Stage 1 Twin-Cooled™ Engine Fairing Lower Speakers	<b>76000989</b>	Stage 2 Twin-Cooled™ Engine Fairing Lower Speakers
	<b>76000991</b>	Twin-Cooled™ Engine Lower Speaker Installation Kit	<b>76000991</b>	Twin-Cooled™ Engine Lower Speaker Installation Kit
<b>TOUR-PAK®</b> <i>Luggage Carrier</i>	<b>76000984</b>	Stage 1 Tour-Pak / Air Cooled Lower Speakers	<b>76000985</b>	Stage 2 Tour-Pak / Air-Cooled Lower Speakers
	<b>76000977</b>	Tour-Pak Speaker Installation Kit	<b>76000977</b>	Tour-Pak Speaker Installation Kit
<b>AMPLIFIER</b> <i>Required for ALL speaker setups</i>	<b>76000997</b>	Amplifier 400W 4 Channel w/ DSP -Primary	<b>76000997</b>	Amplifier 400W 4 Channel w/ DSP -Primary
	<b>76001045</b>	Primary Amplifier Installation Kit ('14-16 Touring; FLHXSE/FLTRXSE)	<b>76001045</b>	Primary Amplifier Installation Kit ('14-16 Touring; FLHXSE/FLTRXSE)
	<b>76000974</b>	Primary Amplifier Installation Kit ('17-Later Touring; except FLHXSE/FLTRXSE)	<b>76000974</b>	Primary Amplifier Installation Kit ('17-Later Touring; except FLHXSE/FLTRXSE)
<b>SECONDARY AMPLIFIER</b> <i>Required for 6-8 speaker setups only</i>	<b>76000990</b>	Amplifier 400W 4-channel - Secondary	<b>76000990</b>	Amplifier 400W 4-channel - Secondary
	<b>76000975</b>	Secondary Amplifier Installation Kit	<b>76000975</b>	Secondary Amplifier Installation Kit

**CVO™ ROAD GLIDE® ULTRA MODEL ('15-16)**

	STAGE 1		STAGE 2	
	PART NUMBER	DESCRIPTION	PART NUMBER	DESCRIPTION
<b>FAIRING</b>	<b>76000982</b>	Stage 1 Road Glide Fairing Speakers	<b>76000983</b>	Stage 2 Road Glide Fairing Speakers
	<b>76001100</b>	Fairing Speaker Installation Kit	<b>76001100</b>	Fairing Speaker Installation Kit
<b>SADDLEBAG</b>	<b>76000986</b>	Stage 1 Saddlebags Speakers	<b>76000987</b>	Stage 2 Saddlebags Speakers
	<b>76000979</b>	Saddlebag Speaker Installation Kit	<b>76000979</b>	Saddlebag Speaker Installation Kit
		<i>Requires separate purchase of color-matched saddlebag speaker lids</i>		<i>Requires separate purchase of color-matched saddlebag speaker lids</i>
<b>FAIRING LOWER</b>	<b>76000988</b>	Stage 1 Twin-Cooled™ Engine Fairing Lower Speakers	<b>76000989</b>	Stage 2 Twin-Cooled™ Engine Fairing Lower Speakers
	<b>76000991</b>	Twin-Cooled™ Engine Lower Speaker Installation Kit	<b>76000991</b>	Twin-Cooled™ Engine Lower Speaker Installation Kit
<b>TOUR-PAK®</b> <i>Luggage Carrier</i>	<b>76000984</b>	Stage 1 Tour-Pak / Air Cooled Lower Speakers	<b>76000985</b>	Stage 2 Tour-Pak / Air-Cooled Lower Speakers
	<b>76000977</b>	Tour-Pak Speaker Installation Kit	<b>76000977</b>	Tour-Pak Speaker Installation Kit
<b>AMPLIFIER</b> <i>Required for ALL speaker setups</i>	<b>76000997</b>	Amplifier 400W 4 Channel w/ DSP -Primary	<b>76000997</b>	Amplifier 400W 4 Channel w/ DSP -Primary
	<b>76001045</b>	Primary Amplifier Installation Kit ('14-16 Touring; FLHXSE/FLTRXSE)	<b>76001045</b>	Primary Amplifier Installation Kit ('14-16 Touring; FLHXSE/FLTRXSE)
<b>SECONDARY AMPLIFIER</b> <i>Required for 6-8 speaker setups only</i>	<b>76000990</b>	Amplifier 400W 4-channel - Secondary	<b>76000990</b>	Amplifier 400W 4-channel - Secondary
	<b>76000975</b>	Secondary Amplifier Installation Kit	<b>76000975</b>	Secondary Amplifier Installation Kit



**CVO™ STREET GLIDE® MODEL ('21)**

	STAGE 1		STAGE 2	
	PART NUMBER	DESCRIPTION	PART NUMBER	DESCRIPTION
<b>FAIRING</b>	-	-	-	FACTORY INSTALLED
<b>SADDLEBAG</b>	-	-	-	FACTORY INSTALLED
<b>FAIRING LOWER</b>	<b>76000984</b>	Stage 1 Tour-Pak / Air Cooled Lower Speakers	<b>76000985</b>	Stage 2 Tour-Pak / Air-Cooled Lower Speakers
	<b>76000978</b>	Air-Cooled Lower Speaker Installation Kit	<b>76000978</b>	Air-Cooled Lower Speaker Installation Kit
		<i>Requires separate purchase of color-matched fairing lowers</i>		<i>Requires separate purchase of color-matched fairing lowers</i>
<b>TOUR-PAK®</b> <i>Luggage Carrier</i>	<b>76000984</b>	Stage 1 Tour-Pak / Air Cooled Lower Speakers	<b>76000985</b>	Stage 2 Tour-Pak / Air-Cooled Lower Speakers
	<b>76000977</b>	Tour-Pak Speaker Installation Kit	<b>76000977</b>	Tour-Pak Speaker Installation Kit
		<i>Requires separate purchase of color-matched tour-pak/speaker pods</i>		<i>Requires separate purchase of color-matched tour-pak/speaker pods</i>
<b>AMPLIFIER</b> <i>Required for ALL speaker setups</i>	-	-	-	FACTORY INSTALLED
<b>SECONDARY AMPLIFIER</b> <i>Required for 6-8 speaker setups only</i>	<b>76000990</b>	Amplifier 400W 4-channel - Secondary	<b>76000990</b>	Amplifier 400W 4-channel - Secondary
	<b>76000975</b>	Secondary Amplifier Installation Kit	<b>76000975</b>	Secondary Amplifier Installation Kit

**CVO™ ROAD GLIDE® MODEL ('21)**

	STAGE 1		STAGE 2	
	PART NUMBER	DESCRIPTION	PART NUMBER	DESCRIPTION
<b>FAIRING</b>	-	-	-	FACTORY INSTALLED
<b>SADDLEBAG</b>	-	-	-	FACTORY INSTALLED
<b>FAIRING LOWER</b>	<b>76000984</b>	Stage 1 Tour-Pak / Air Cooled Lower Speakers	<b>76000985</b>	Stage 2 Tour-Pak / Air-Cooled Lower Speakers
	<b>76000978</b>	Air-Cooled Lower Speaker Installation Kit	<b>76000978</b>	Air-Cooled Lower Speaker Installation Kit
		<i>Requires separate purchase of color-matched fairing lowers</i>		<i>Requires separate purchase of color-matched fairing lowers</i>
		<i>Required removal of Fairing Spoilers</i>		<i>Required removal of Fairing Spoilers</i>
<b>TOUR-PAK®</b> <i>Luggage Carrier</i>	<b>76000984</b>	Stage 1 Tour-Pak / Air Cooled Lower Speakers	<b>76000985</b>	Stage 2 Tour-Pak / Air-Cooled Lower Speakers
	<b>76000977</b>	Tour-Pak Speaker Installation Kit	<b>76000977</b>	Tour-Pak Speaker Installation Kit
		<i>Requires separate purchase of color-matched tour-pak/speaker pods</i>		<i>Requires separate purchase of color-matched tour-pak/speaker pods</i>
<b>AMPLIFIER</b> <i>Required for ALL speaker setups</i>	-	-	-	FACTORY INSTALLED
<b>SECONDARY AMPLIFIER</b> <i>Required for 6-8 speaker setups only</i>	<b>76000990</b>	Amplifier 400W 4-channel - Secondary	<b>76000990</b>	Amplifier 400W 4-channel - Secondary
	<b>76000975</b>	Secondary Amplifier Installation Kit	<b>76000975</b>	Secondary Amplifier Installation Kit



# SELECT YOUR SYSTEM BOOM!™ AUDIO SYSTEMS – STAGE I OR STAGE II

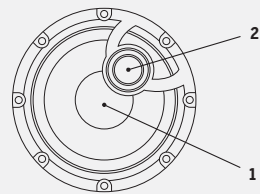
Your bike's factory-equipped Boom!™ Box in-dash audio system and speakers are designed to provide enjoyable full-range sound quality, at a volume level you can hear on the open road. With the addition of Boom! Audio speakers and amplifiers you'll get louder, ride-enhancing sound — thanks to increased frequency response, lower distortion and strong mid-range performance that cut through wind noise. Designed specifically for your ride, Boom! Audio equipment doesn't just sound great — it's engineered tough to withstand the harsh outdoor environment.

## STAGE I BOOM!™ AUDIO SYSTEMS

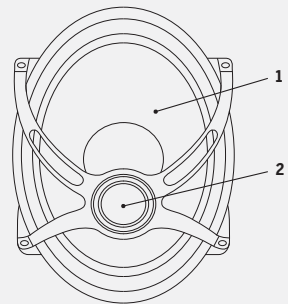
Boom!™ Audio Stage I systems take your sound to the next level. When compared to the factory-installed Original Equipment audio system, Boom! Audio Stage I speakers feature larger woofers for deeper bass and soft-dome tweeters for better balanced sound quality. Efficient Stage I speakers can be easily powered with the built-in amplifier in the factory-installed Boom Box Infotainment System, or with the addition of Boom!™ Audio amplifiers, the larger speakers can produce more volume at all frequencies. A custom EQ was developed for each configuration of speakers to get the most out of the Stage I system.

### STAGE I

FOR QUALITY SOUND AND DEEP BASS



6.5" ROUND SPEAKER (BATWING® FAIRING SPEAKER SHOWN)



5" x 7" SADDLEBAG SPEAKER

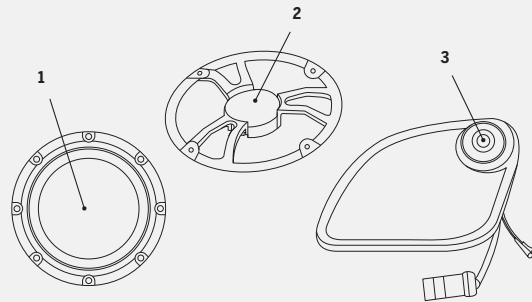
1 WOOFER 2 TWEETER

Boom! Audio Stage I systems achieve clear highs and deep bass for great sound quality. Single amplified, two-way 100-watt per channel speakers feature:

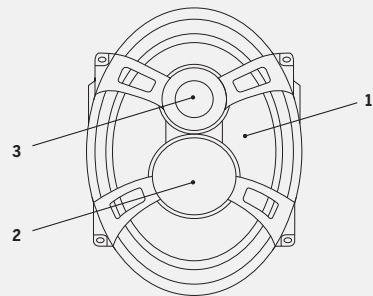
- A woofer and tweeter that deliver great-sounding low and high frequencies
- One 75-watt amplifier channel that powers each speaker

### STAGE II

FOR THE PUREST SOUND EXPERIENCE



6.5" ROUND SPEAKER (ROAD GLIDE® FAIRING SPEAKER SHOWN)

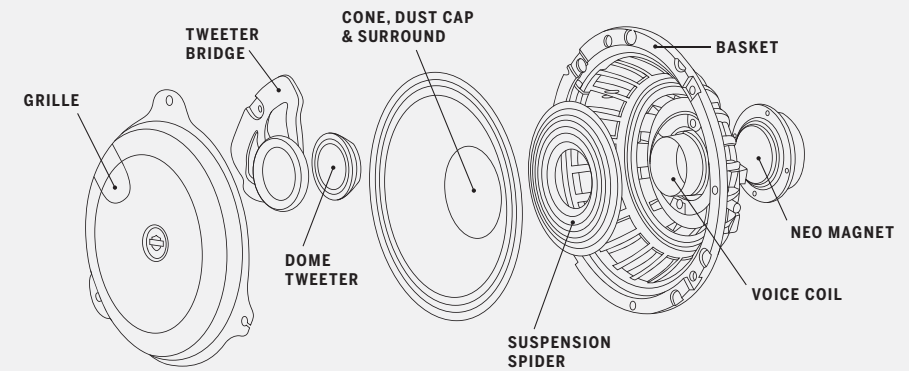


5" x 7" SADDLEBAG SPEAKER

1 WOOFER 2 MID-FREQUENCY DRIVER 3 TWEETER

Boom! Audio Stage II systems achieve the highest quality and purest sound experience on the market with the deepest bass and clearest mids and highs.

- Bi-amplified, three-way 150-watt per channel speakers feature:
- A woofer, a midrange and a tweeter that deliver low, mid and high frequencies through the best driver design
  - Two 75-watt amplifier channels that power each speaker – one powers the woofer and one powers the midrange/tweeter combo



STAGE I BOOM!™ AUDIO – CUTS THROUGH ROAD NOISE TO DELIVER EVERY NOTE							
THE FIRST STEP – Add amplifier(s) and upgrade the factory speakers							
Street Glide® & Road Glide®				Electra Glide® & Road Glide® Ultra			
What Are My Options?	Speaker Locations	Sound Output	# of Speakers/ Amplifiers	What Are My Options?	Speaker Locations	Sound Output	# of Speakers/ Amplifiers
Upgrade Stock Speakers			2/1 150 watts	Upgrade Stock Speakers			4/1 300 watts
WANT MORE? HERE ARE YOUR OPTIONS.							
I RIDE SOLO 4-Speaker*			4/1 300 watts	I RIDE SOLO 6-Speaker*			6/2 450 watts
I RIDE TWO-UP 4-Speaker*			4/1 300 watts	I RIDE TWO-UP 6-Speaker*			6/2 450 watts
I RIDE SOLO & 2-UP 6-Speaker*			6/2 450 watts	THE ULTIMATE SYSTEM 8-Speaker*			8/2 600 watts
THE ULTIMATE SYSTEM 8-Speaker*			8/2 600 watts	● = Factory Speaker Locations ● = Additional Speaker Locations*			



# 572 AUDIO & GAUGES

Boom!™ Audio – Stage I

## A. BOOM!™ AUDIO AMPLIFIER KIT

Take your music to the streets. Boom!™ Audio Amplifier Kits allow you to crank up the volume without distortion. The amplifier provides more power than Original Equipment radio alone, resulting in increased volume, fuller sound reproduction and reduced clipping. Unlike aftermarket amplifiers that connect between the radio and the speakers, the Boom! Audio amplifier bypasses the radio's internal power amp to produce the cleanest sound possible. The Boom! Audio Amplifier boosts the pure source signal, minimizing any distortion generated through the speaker output. The system-matched high-output signal features optimized sound equalization for crisp, clear vocals and maximum bass response and the strong midrange response cuts through wind and road noise. The marine grade, Class D, 4-channel, 75-watt RMS/channel amplifier (300-watt RMS total) has been designed from the ground-up for the harsh motorcycle environment. Fairing Mounted kit includes all mounting hardware and wiring harness. Note: The use of the Boom! Audio Amplifier turns off the radio's internal amplifier.

**76000278A** Fairing Mounted.  
Fits '14-later Electra Glide®, Street Glide®, Ultra Limited and Tri Glide® models equipped with a Boom! Box audio system. Dealer Digital Technician™ software update is required. Dealer installation is recommended. Separate purchase of Power Extension Harness P/N 69200921 is required if installed with Hidden AM/FM/WB Antenna P/N 76000862, Electra Glo™ Headlamp Trim Rings or Fairing Edge Lights.

**76000523** Fairing Mounted.  
Fits '15-later FLTRU, FLTRX and FLTRXS models. Original Equipment on '15-later CVO™ Road Glide® model. Dealer Digital Technician software update is required. Dealer installation is recommended. Separate purchase of Power Extension Harness P/N 69200921 is required if installed with Hidden AM/FM/WB Antenna P/N 76000862, Electra Glo Headlamp Trim Rings or Fairing Edge Lights.

## B. BOOM! AUDIO STAGE I SPEAKER EXPANSION KIT

Add more Boom! to your bike. This kit permits the addition of a third or fourth pair of speakers to your Boom! Audio-equipped Touring bike. Choose a combination of Boom! Audio Fairing Lower Speakers and/or Rear Speaker Pods (sold separately) to build a sound system custom-designed to your audio demands. System also provides speaker fade capabilities between fairing and non-fairing mounted speakers for high-way riding, when it's needed most. Kit includes 75-watt/channel (300-watts total) saddlebag-mounted amplifier, amplifier cover, mounting bracket and the required installation hardware and wiring harness. NOTE: The use of the Boom! Audio Amplifier turns off the radio's internal amplifier.

Fits Touring models equipped with a Boom!™ Box audio system. Does not fit '22-later CVO models. Required to add a 3rd or 4th set of Boom!™ Audio Stage I speakers. '18-later FLHTKSE models requires separate purchase of Harness P/N 69201930. Dealer Digital Technician software update is required. Dealer installation is recommended. Not compatible with models equipped with Boom!™ Audio Stage II components.

**76000748** Fits '17-later models.

**76000280** Fits '14-'16 models.



A. BOOM! AUDIO AMPLIFIER



A. BOOM! AUDIO AMPLIFIER KIT – (76000278A SHOWN)



A. BOOM! AUDIO AMPLIFIER KIT – (76000523 SHOWN)



B. BOOM! AUDIO STAGE I SPEAKER EXPANSION KIT

Model Family Fitment:

- V-ROD
- SPORTSTER
- DYNA
- SOFTAIL
- TOURING

# AUDIO & GAUGES 573

Boom!™ Audio – Stage I

## BOOM!™ AUDIO STAGE I BAGGER AMP & SPEAKER KITS

Fill the air with sound from this Boom!™ Audio Boom Bagger Kit. Available to fit 2- and 4-speaker models, this complete audio kit provides the latest in Harley-Davidson® audio components. When installed, the increased power of the amplifier provides the speakers with a clean signal and a custom equalization is available to further optimize the performance of the Boom! Audio speaker system. Speakers feature two-year warranty. Dealer Digital Technician™ software update is required. Dealer installation is recommended. Ensure maximum output of your audio system with the recommended High Output Charging System P/N 29900028A. Note: The use of the Boom! Audio Amplifier turns off the radio's internal amplifier. Installation of a third or fourth set of Stage I speakers requires the Boom! Audio Speaker Expansion Kit.

## A. 4-SPEAKER ULTRA BOOM! BAGGER KIT

Kit includes Boom! Audio 6.5" fairing and rear speakers, Boom! Audio 4-channel fairing-mounted amplifier, amplifier mount and wiring harness. Boom! Audio speakers feature a two-year warranty.

**76000411A**  
Fits '14-later FLHTCU, FLHTCUL, FLHTK, FLHTKL and FLHTCUTG models. Also fits '14-later FLHT, FLHX, FLHXST and '14-'17 FLHXS models equipped with a Boom!™ Box audio system, King Tour-Pak® luggage and rear speaker pods. Dealer Digital Technician software update is required. Dealer installation is recommended. Separate purchase of Power Extension Harness P/N 69200921 is required if installed with Hidden AM/FM/WB Antenna P/N 76000862, Electra Glo™ Headlamp Trim or Fairing Edge Lights.

**76000959**  
Fits '16-later FLTRU models. Also fits '15-later FLTRX, '20-later FLTRK, '22-later FLTRXST and '15-'17 FLTRXS models equipped with King Tour-Pak and rear speaker pods. Dealer Digital Technician software update is required. Dealer installation recommended. Separate purchase of Power Extension Harness P/N 69200921 is required if installed with Hidden AM/FM/WB Antenna P/N 76000862.

## B. 2-SPEAKER BOOM! BAGGER KIT

Kit includes Boom! Audio 6.5" fairing speakers, Boom! Audio 4-channel fairing-mounted amplifier, amplifier mount and wiring harness. Kit can easily be upgraded to a 4-speaker system with the addition of Saddlebag Lid Speakers, Fairing Lower Speakers or a Tour-Pak and Rear Speaker Enclosures. Boom! Audio speakers feature a two-year warranty.

**76000960**  
Fits '14-later FLHT, FLHX, FLHXS and FLHXST models equipped with a Boom!™ Box audio system. Dealer installation is recommended. Separate purchase of Fairing Power Extension Harness P/N 69200921 is required if installed with Hidden AM/FM/WB Antenna P/N 76000862, Electra Glo™ Headlamp Trim Rings or Fairing Edge Lights. Original Equipment on '14-later FLHXS.

**76000587A**  
Fits '15-later FLTRX, FLTRXST and '15-'17 FLTRXS models. Dealer Digital Technician software update is required. Dealer installation is recommended. Separate purchase of Power Extension Harness P/N 69200921 is required if installed with Hidden AM/FM/WB Antenna P/N 76000862, Electra Glo Headlamp Trim or Fairing Edge Lights. Speakers are Original Equipment on '15-later FLTRXS.



A. BOOM! AUDIO STAGE I BAGGER AMP & SPEAKER KIT – ULTRA 4-SPEAKER KIT (76000411A SHOWN)



A. BOOM! AUDIO STAGE I BAGGER AMP & SPEAKER KIT – ULTRA 4-SPEAKER KIT (76000959 SHOWN)



B. BOOM! AUDIO STAGE I BAGGER AMP & SPEAKER KIT – STREET GLIDE 2-SPEAKER KIT



B. BOOM! AUDIO STAGE I BAGGER AMP & SPEAKER KIT – ROAD GLIDE 2-SPEAKER KIT

Model Family Fitment:

- V-ROD
- SPORTSTER
- DYNA
- SOFTAIL
- TOURING



# 574 AUDIO & GAUGES

Boom!™ Audio – Stage I

## C. BOOM!™ AUDIO STAGE I FAIRING SPEAKERS

Make the whole world sing. Boom!™ Audio Speakers are designed to maximize music volume and clarity in the harsh motorcycle environment. The full-range two-way speakers feature high-strength, larger-than-stock polypropylene 6.5" cones for improved low and mid frequencies and bridge-mounted damped soft-dome 1.0" tweeters for improved high frequencies. Composite frame and high-performance magnet increase the speaker's power-handling capabilities. The weather- and vibration-resistant speakers are protected behind perforated metal grills and are sized as a direct replacement for the Original Equipment sound system. Complete kit includes 2 two-way speakers, metal grills and plug-in wiring connection. Boom! Audio speakers feature a two-year warranty.

**76000947** 6.5" Batwing Fairing Speakers.  
Fits '14-later FLHT, FLHTCU, FLHTCUL, FLHTK, FLHTKL, FLHX, FLHXS and FLHTCUTG models equipped with Boom!™ Box audio system. Requires radio, hand controls and antenna for installation. Original Equipment on '18-later FLHXS models.

**76000548A** 6.5" Road Glide Fairing Speakers.  
Fits '15-later Road Glide® models. Original Equipment on '15-later CVO™ Road Glide® and '18-'20 FLTRXS models.



C. BOOM! AUDIO STAGE I FAIRING SPEAKER KIT – BATWING

## D. BOOM! AUDIO STAGE I SADDLEBAG SPEAKER KIT

Boom! Audio Saddlebag Speakers increase the available sound pressure level (SPL) and produce higher listening volume, lower distortion and improved clarity at highway speeds. The pair of 5" x 7" waterproof 2-ohm full range speakers feature high-strength woofer cones and suspended 25mm tweeters that are directionally optimized for improved rider acoustics. Extensively tested to withstand the harshest riding conditions, the speakers fit seamlessly in custom-designed saddlebag lids (sold separately) and are covered by stylish and durable perforated metal speaker grills. Kit includes left and right speakers, grills, rear wiring harness and installation hardware. Color-matched saddlebag lids sold separately. Boom! Audio speakers feature a two-year warranty.

**76000953**  
Fits '14-later FLHT, FLHTCU, FLHTCUL, FLHTK, FLHTKL, FLHX, FLHXS, FLTRU, FLTRX, and FLTRXS models equipped with a Boom!™ Box audio system. Requires radio, hand controls and antenna for installation. Also requires separate purchase of appropriate Saddlebag Lids. Dealer Digital Technician software update is required. Dealer installation is recommended.



C. BOOM! AUDIO STAGE I FAIRING SPEAKER KIT – ROAD GLIDE



D. BOOM! AUDIO STAGE I SADDLEBAG SPEAKER KIT

Model Family Fitment:

- V-ROD
- SPORTSTER
- DYNA
- SOFTAIL
- TOURING

# AUDIO & GAUGES 575

Boom!™ Audio – Stage I

## A. BOOM!™ AUDIO STAGE I FAIRING LOWER SPEAKER KIT

Boom!™ Audio Fairing Lower Speakers provide two additional sound sources directed at the rider for a concert-hall sound experience. Adding fairing lower speakers to your current two-speaker system increases the available sound pressure level, permitting higher listening volume, lower distortion and improved clarity at highway speeds. The pair of 6.5" waterproof 2-ohm full range speakers feature suspended 1.0" soft-dome tweeters that are directionally optimized for improved rider acoustics. A molded tray fits tightly into the fairing lower and forms a sound-optimized ported speaker enclosure for improved bass performance. The speakers mount to the fairing lowers with color-matched speaker boxes (sold separately). Kit includes left and right speakers, perforated metal speaker grills, ported lower tray and installation hardware. Fairing lowers sold separately. Boom! Audio speakers feature a two-year warranty.

**76000950**  
Fits '14-later FLHT, FLHTCU, FLHTCUL, FLHX, FLHXS, FLTRX and FLTRXS models equipped with vented fairing lowers and a Boom!™ Box audio system. Does not fit models equipped with Twin-Cooled™ engines.



A. BOOM! AUDIO STAGE I FAIRING LOWER SPEAKER KIT

## B. BOOM! AUDIO STAGE I/II FAIRING LOWER SPEAKER KIT – TWIN-COOLED™ MODELS

Designed for installation in the Original Equipment fairing lowers of Twin-Cooled Touring models, these vibration-tested waterproof two-way speakers feature rider-directed tweeters for clear, crisp sound. The 4" bass/midrange driver and the grill-mounted 1" tweeter are performance-optimized to complement the sound characteristics of both Stage I and Stage II Boom! Audio systems, and provide higher listening volumes with reduced distortion at highway speeds. For easy installation, the speakers are pre-mounted to a backing plate that snaps in place, replacing the fairing lower cooling system access doors. The speakers can be easily removed to check coolant levels. Complete kit includes left and right two-way speakers and wiring harness. Boom! Audio speakers feature a two-year warranty.

**76000957**  
Fits '14-later FLHTCU-TC, FLHTK, FLHTKL, FLHTKSE, FLTRU, FLTRUSE and '14-'17 FLHXSE models with Twin-Cooled engines. Requires radio, hand controls and antenna for installation. Use on vehicles equipped with Stage II Boom! Audio systems requires the separate purchase of Boom! Audio Amplifier Kit P/N 76000277B and Speaker Installation Kit P/N 76000586 or 76000749. FLHXSE models require separate purchase of Installation Kit P/N 76000734. Does not fit FLHXSE models equipped with Tour-Pak® luggage. Does not fit FLHTKSE models equipped with Boom! Audio Stage II. Not compatible with Screamin' Eagle® Heavy Breather Kits.



B. BOOM! AUDIO STAGE I/II FAIRING LOWER SPEAKER KIT – TWIN-COOLED MODELS

## C. BOOM! AUDIO STAGE I TOUR-PAK® AND TRIKE BODY SPEAKER KIT

Make the whole world sing. Boom! Audio Speakers are designed to maximize music volume and clarity in the harsh motorcycle environment. The full-range two-way speakers feature high-strength, larger-than-stock polypropylene 6.5" cones for improved low and mid frequencies and bridge-mounted damped soft-dome 1.0" tweeters for improved high frequencies. Composite frame and high-performance magnet increase the speaker's power-handling capabilities. The weather- and vibration-resistant speakers are protected behind perforated metal grills and are sized as a direct replacement for the Original Equipment sound system. Complete kit includes 2 two-way speakers, metal grills and plug-in wiring connection. Boom! Audio speakers feature a two-year warranty.

**76000948** 6.5" Rear Speakers.  
Fits '14-later FLHTCU, FLHTCUL, FLHTK and FLHTKL, '16-later FLTRU and '14-later FLHTCUTG models. Also fits FLHT, FLHX, FLHXS, FLTRX and FLTRXS models equipped with a King Tour-Pak®, Boom!™ Box audio system, and Boom!™ Audio Rear Speaker Enclosure Kit. Requires radio, hand controls and antenna for installation. Trike body installation requires separate purchase of Trike Body Installation Kit P/N 76000617.



C. BOOM! AUDIO STAGE I SPEAKER KIT – TOUR-PAK AND TRIKE BODY

Model Family Fitment:

- V-ROD
- SPORTSTER
- DYNA
- SOFTAIL
- TOURING



Boom!™ Audio – Stage I

**D. TOUR-PAK® REAR SPEAKER ENCLOSURE KIT**

Add concert-hall sound to your motorcycle. Tour-Pak® Rear Speaker Enclosures enable the installation of Boom!™ Audio 6.5" Rear Speakers on Street Glide® and Road Glide® models equipped with King Tour-Pak luggage. Enclosure Kit includes rear speaker pods and wiring harness for speaker hook-up. Boom! Audio Stage I Tour-Pak 6.5" Rear Speaker Kit P/N 76000318 or Stage II Kit P/N 76000526 sold separately.

**76000505**

Fits '14-later, FLHT, FLHX, FLHXS, FLTRX and FLTRXS models equipped with King Tour-Pak luggage and a Boom! Box audio system. Does not fit with Solo Tour-Pak Mounting Rack P/N 53000225.

**E. BOOM!™ AUDIO SPEAKER INSTALLATION KIT – TRIKE BODY\***

Add more Boom to your Tri Glide® Trike model. This kit integrates a third set of 6.5" Boom! Audio Speakers in the kick panels of the Tri Glide model, and directs the increased sound pressure level directly at the rider and passenger. The kit includes left and right hidden speaker enclosures, speaker adapter rings, amplifier brackets, wiring harness, hardware and installation template. Amplifier and your choice of Boom! Audio Stage I or II speakers are sold separately.

Fits FLHTCUTG models. Not compatible with Passenger Armrests P/N 52400106 or Trike Saddlebags P/N 84031-11.

**76000747A** Fits '17-later models.

**76000617** Fits '14-'16 models.

**F. COLOR-MATCHED FAIRING LOWER SPEAKER BOXES**

Speaker boxes replace the Original Equipment glove boxes and direct the sound toward the rider and passenger. Kit includes left and right speaker box and required hardware.

Fits '14-later Touring models equipped with vented fairing lowers and Boom! Audio Fairing Lower Speaker Kit P/N 76000487. Does not fit models with Twin-Cooled™ engines.

See Page 773 for complete list of available color-matched options.

**G. COLOR-MATCHED SADDLEBAG SPEAKER LIDS**

Custom saddlebag lids are shaped to accommodate Boom! Audio Saddlebag Lid Speakers. Speaker openings are formed to angle the speakers and direct the sound forward toward the rider and passenger. Kit reuses Original Equipment hinges, locks and mounting hardware.

Fits '14-later Touring models equipped with Boom! Audio Saddlebag Speaker Kit P/N 76000489.

See Page 773 for complete list of available color-matched options.



D. TOUR-PAK REAR SPEAKER ENCLOSURE KIT



E. BOOM! AUDIO SPEAKER INSTALLATION KIT – TRIKE BODY



F. COLOR-MATCHED FAIRING LOWER SPEAKER BOXES



G. COLOR-MATCHED SADDLEBAG SPEAKER LIDS

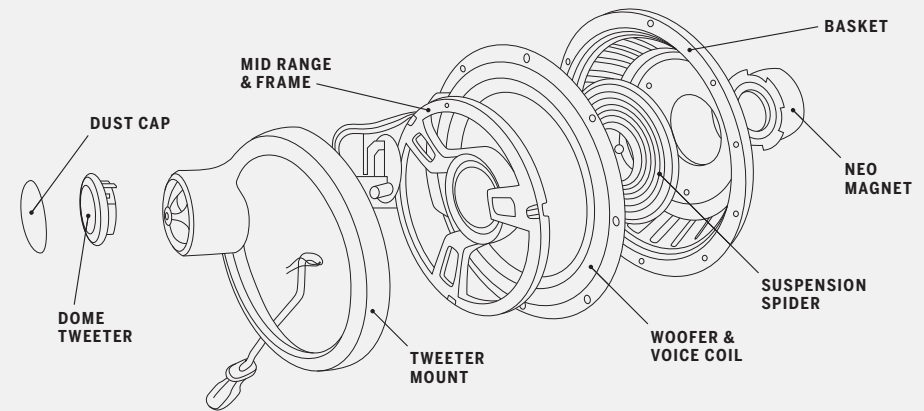
\*NOTE: '14-'16 Boom! Audio Stage II systems with 6 or 8 speakers require installation of High-Output Charging System P/N 29900028A.

**Model Family Fitment:**

- V-ROD
- SPORTSTER
- DYNA
- SOFTAIL
- TOURING

STAGE II BOOM!™ AUDIO SYSTEMS

Boom!™ Audio Stage II systems give you the very best motorcycle sound experience. Stage II systems are based on a bi-amplified, three-way speaker design. Each Stage II speaker features a separate woofer, midrange and tweeter element that allow frequencies to be delivered with the optimum driver design. Each speaker is powered by two channels from the amplifier — one for the woofer, and the second for the midrange/tweeter combination — for a total output of 150 watts/speaker. This doubling of the power allows you to play your music louder with far less distortion than traditional systems.



STAGE II BOOM!™ AUDIO – DELIVERS A PURE HIGH-POWERED CONCERT HALL EXPERIENCE

THE FIRST STEP – Add amplifier(s) and upgrade the factory speakers

Street Glide® & Road Glide®				Electra Glide® & Road Glide® Ultra			
What Are My Options?	Speaker Locations	Sound Output	# of Speakers/ Amplifiers	What Are My Options?	Speaker Locations	Sound Output	# of Speakers/ Amplifiers
Upgrade Stock Speakers			2/1 300 watts	Upgrade Stock Speakers			4/2 600 watts

WANT MORE? HERE ARE YOUR OPTIONS.

<b>I RIDE SOLO</b> 4-Speaker*			4/2 600 watts	<b>I RIDE SOLO</b> 6-Speaker*			6/3 900 watts
<b>I RIDE TWO-UP</b> 4-Speaker*			4/2 600 watts	<b>I RIDE TWO-UP</b> 6-Speaker*			6/3 900 watts
<b>I RIDE SOLO &amp; 2-UP</b> 6-Speaker*			6/3 900 watts	<b>THE ULTIMATE SYSTEM</b> 8-Speaker*			8/4 1200 watts

- = Factory Speaker Locations
- = Additional Speaker Locations\*



# 578 AUDIO & GAUGES

Boom!™ Audio – Stage II

## Boom!™ Audio Stage II Fitment Matrix

### FLHX/FLHXS\*

Fairing	Fairing Speakers	76000524A
	Fairing Amp w/ Mount	76000278A

### Saddlebag

Saddlebag	Saddlebag Lid Speakers	76000319B
	Installation Kit – '14-'16	76000584
	Installation Kit – '17-later	76000745
	Saddlebag Speaker Amp	76000277B
	Saddlebag Lids – Left†	90200827
Saddlebag Lids – Right†	90200826	

### Fairing Lower

Fairing Lower	Fairing Lower Speakers**	76000353A
	Installation Kit – '14-'16	76000586
	Installation Kit – '17-later	76000749
	Fairing Lower Speaker Amp	76000277B
	Fairing Lower Speaker Boxes†	76000497

### Tour-Pak

Tour-Pak	Tour-Pak® Speakers***	76000526A
	Installation Kit – '14-'16	76000585
	Installation Kit – '17-later	76000751
	Tour-Pak Speaker Amp	76000277B
	Tour-Pak Speaker Pods	76000505

### FLTRX/FLTRXS\*

Fairing	Fairing Speakers	76000594A
	Fairing Amp w/ Mount	76000523

### Saddlebag

Saddlebag	Saddlebag Lid Speakers	76000319B
	Installation Kit – '14-'16	76000584
	Installation Kit – '17-later	76000745
	Saddlebag Speaker Amp	76000277B
	Saddlebag Lids – Left†	90200827
Saddlebag Lids – Right†	90200826	

### Fairing Lower

Fairing Lower	Fairing Lower Speakers**	76000353A
	Installation Kit – '14-'16	76000586
	Installation Kit – '17-later	76000749
	Fairing Lower Speaker Amp	76000277B
	Fairing Lower Speaker Boxes†	76000497

### Tour-Pak

Tour-Pak	Tour-Pak Speakers***	76000526A
	Installation Kit – '14-'16	76000585
	Installation Kit – '17-later	76000751
	Tour-Pak Speaker Amp	76000277B
	Tour-Pak Speaker Pods	76000505

### FLHTCUTG (Twin-Cooled™)\*

Fairing & Tour-Pak	Fairing Speakers	76000524A
	Fairing Amp w/ Mount	76000278
	Tour-Pak Speakers	76000526A
	Installation Kit – '14-'16	76000618
	Installation Kit – '17-later	76000746A
Tour-Pak Speaker Amp	76000277B	

### Body

Body	Trike Body Speakers	76000526A
	Installation Kit – '14-'16	76000617
	Installation Kit – '17-later	76000747
Trike Body Speaker Amp	76000277B	

### FLHTCU/FLHTCUL (Air/Oil-Cooled Models)\*

Fairing & Tour-Pak	Fairing Speakers	76000524A
	Fairing Amp w/ Mount	76000278A
	Tour-Pak Speakers	76000526A
	Installation Kit – '14-'16	76000585
	Installation Kit – '17-later	76000751
Tour-Pak Speaker Amp	76000277B	

### Fairing Lower

Fairing Lower	Fairing Lower Speakers	76000353A
	Installation Kit – '14-'16	76000586
	Installation Kit – '17-later	76000749
	Fairing Lower Speaker Amp	76000277B
	Fairing Lower Speaker Boxes†	76000497

### Saddlebag

Saddlebag	Saddlebag Lid Speakers	76000319B
	Installation Kit – '14-'16	76000584
	Installation Kit – '17-later	76000745
	Saddlebag Speaker Amp	76000277B
	Saddlebag Lids – Left†	90200827
Saddlebag Lids – Right†	90200826	

### FLHTCU/FLHTCUL/FLHTK/FLHTKL (Twin-Cooled)\*

Fairing & Tour-Pak	Fairing Speakers	76000524A
	Fairing Amp w/ Mount	76000278A
	Tour-Pak Speakers	76000526A
	Installation Kit – '14-'16	76000585
	Installation Kit – '17-later	76000751
Tour-Pak Speaker Amp	76000277B	

### Fairing Lower

Fairing Lower	Fairing Lower Speakers	76000660
	Installation Kit – '14-'16	76000586
	Installation Kit – '17-later	76000749
	Fairing Lower Speaker Amp	76000277B

### Saddlebag

Saddlebag	Saddlebag Lid Speakers	76000319B
	Installation Kit – '14-'16	76000584
	Installation Kit – '17-later	76000745
	Saddlebag Speaker Amp	76000277B
	Saddlebag Lids – Left†	90200827
Saddlebag Lids – Right†	90200826	

### FLTRU (Twin-Cooled)\*

Fairing & Tour-Pak	Fairing Speakers	76000594A
	Fairing Amp w/ Mount	76000523
	Tour-Pak Speakers	76000526A
	Installation Kit – '14-'16	76000585
	Installation Kit – '17-later	76000751
Tour-Pak Speaker Amp	76000277B	

### Fairing Lower

Fairing Lower	Fairing Lower Speakers	76000660
	Installation Kit – '14-'16	76000586
	Installation Kit – '17-later	76000749
	Fairing Lower Speaker Amp	76000277B

### Saddlebag

Saddlebag	Saddlebag Lid Speakers	76000319B
	Installation Kit – '14-'16	76000584
	Installation Kit – '17-later	76000745
	Saddlebag Speaker Amp	76000277B
	Saddlebag Lids – Left†	90200827
Saddlebag Lids – Right†	90200826	

### '14-'17 FLHXSE (Twin-Cooled™ Models)\*

Fairing Lower	Fairing Lower Speakers	76000660
	Installation Kit – '14-'16	76000586
	Installation Kit – '17-later	76000749
	Fairing Lower Speaker Amp	76000277B
	Installation Kit	76000734

### Tour-Pak

Tour-Pak	Tour-Pak Speakers***	76000526A
	Installation Kit – '14-'16	76000585
	Installation Kit – '17-later	76000751
	Tour-Pak Speaker Amp	76000277B
	Tour-Pak Speaker Pods	76000505
Audio Input Harness – '15-'16	69201477	

### '18 FLTRXSE/FLTRXSE (Air/Oil-Cooled)

Tour-Pak	Tour-Pak Speakers	76000526A
	Installation Kit	76000751
	T-Pak Speaker Amp	76000277B
	T-Pak Speaker Pods	76000505

### FLHTKSE (Twin-Cooled)\*

Fairing & Tour-Pak	Fairing Speakers	76000524A
	Tour-Pak Speakers	76000526A
	Installation Kit – '14-'16	76000585
	Installation Kit – '17-later	76000751
	Tour-Pak Speaker Amp	76000277B
	Interconnect Harness – '14-'17	69200714
	Interconnect Harness – '17-later	69201930
	Jumper Harness	69200489

### Saddlebag

Saddlebag	Saddlebag Lid Speakers	76000319B
	Installation Kit – '14-'16	76000584
	Installation Kit – '17-later	76000745
	Saddlebag Speaker Amp	76000277B
	Saddlebag Lids – Left†	90200827
Saddlebag Lids – Right†	90200826	
Saddlebag Handle Kit	90201116	

### FLTRUSE (Twin-Cooled)\*

Fairing & Tour-Pak	Fairing Speakers	76000594A
	Tour-Pak Speakers	76000526A
	Installation Kit – '14-'16	76000585
	Installation Kit – '17-later	76000751
	Tour-Pak Speaker Amp	76000277B
Interconnect Harness	69200714	
Jumper Harness	69200489	

### Saddlebag


Saddlebag	Saddlebag Lid Speakers	76000319B
	Installation Kit – '14-'16	76000584
	Installation Kit – '17-later	76000745
	Saddlebag Speaker Amp	76000277B
	Saddlebag Lids – Left†	90200827
Saddlebag Lids – Right†	90200826	
Saddlebag Handle Kit	90201116	

\* '14-'16 models with 6- and 8-Speaker Systems require installation of High Output Charging System P/N 29900028A.

\*\* Requires separate purchase of Vented Fairing Lower.

\*\*\* Requires separate purchase of King Tour-Pak® and Rigid Tour-Pak Mounting Rack.

† Denotes color-matched product.



A. BOOM! AUDIO – STAGE II COMPONENTS



A. BOOM! AUDIO AMPLIFIER KIT – (76000278A SHOWN)



A. BOOM! AUDIO AMPLIFIER KIT – (76000523 SHOWN)

# AUDIO & GAUGES 579

Boom!™ Audio – Stage II

### BOOM!™ AUDIO STAGE II COMPONENTS\*

Headline your own concert tour. Big and bold is the best way to describe the musical performance you will experience when listening to your favorite band through a Boom!™ Audio Stage II sound system. The weather-proof bi-amplified, three-way, 150-watt per channel speakers feature high-exursion woofers and separate mid- and high-frequency drivers. An industry-leading driver design utilizing premium materials to deliver increased accuracy, durability, and responsiveness. Powered by a dedicated 300-watt RMS amplifier, each pair of speakers is capable of producing "filling-rattling" volume. Designed to work seamlessly with the factory installed Boom! Audio infotainment head unit, the Boom! Stage II components are system matched and feature custom-tuned static and dynamic equalization that dial in the ideal setup for your ride. And you can choose how far you want to go. From a single pair of fairing-mounted speakers and a 300-watt amp to a full bore 8-speaker, 4-amp, 1200-watt system, we've got you covered.

### A. BOOM! AUDIO AMPLIFIER KIT

Take your music to the streets. Boom! Audio Amplifier Kits allow you to crank up the volume with significantly less distortion. The amplifier provides more power than Original Equipment radio alone, resulting in increased volume, fuller sound reproduction and reduced clipping. Unlike aftermarket amplifiers that connect between the radio and the speakers, the Boom! Audio amplifier bypasses the radio's internal power amp to produce the cleanest sound possible. The Boom! Audio Amplifier boosts the pure source signal, minimizing any distortion generated through the speaker output. The system-matched high-output signal features optimized sound equalization for crisp, clear vocals and maximum bass response and the strong midrange response cuts through wind and road noise. The marine-grade, Class D, 4-channel, 75-watts RMS/channel amplifier (300-watt RMS total) has been designed from the ground-up for the harsh motorcycle environment. Fairing-Mounted kit includes all mounting hardware and wiring harness. Note: The use of the Boom! Audio Amplifier turns off the radio's internal amplifier.

**76000278A** Fairing Mounted. Fits '14-later Electra Glide®, Street Glide®, Ultra Limited and Tri Glide® models equipped with a Boom! Box audio system. Does not fit '22-later CVO™ models. Dealer Digital Technician™ software update is required. Dealer installation is recommended. Separate purchase of Power Extension Harness P/N 69200921 is required if installed with Hidden AM/FM/WB Antenna P/N 76000862, Electra Glo™ Headlamp Trim Rings or Fairing Edge Lights.

**76000523** Fairing Mounted. Fits '15-later FLTRU, FLTRX and FLTRXS models. Original Equipment on '15-'20 CVO™ Road Glide® model. Dealer Digital Technician™ software update is required. Does not fit '22-later CVO models. Dealer installation is recommended. Separate purchase of Power Extension Harness P/N 69200921 is required if installed with Hidden AM/FM/WB Antenna P/N 76000862, Electra Glo Headlamp Trim Rings or Fairing Edge Lights.

**76000277B** Amplifier only. Fits '14-later Touring and Tri Glide® models equipped with a Boom!™ Box audio system. Does not fit '22-later CVO models. Required to add a 2nd, 3rd or 4th set of speakers. Dealer Digital Technician™ software update is required. Dealer installation is recommended.

### Model Family Fitment:

- V-ROD
- SPORTSTER
- DYNA
- SOFTAIL
- TOURING

NOTE: Boom!™ Audio Stage I and Boom! Audio Stage II components are not compatible.

AUDIO & GAUGES



# 580 AUDIO & GAUGES

Boom!™ Audio – Stage II

## B. BOOM!™ AUDIO STAGE II SPEAKER KIT – FAIRING\*


Designed for increased volume, sound quality and durability, Stage II Fairing Speakers feature a 6.5" long-throw woofer for low frequencies, a bridge mounted mid-frequency driver, and a separate tweeter for high frequencies. Like true audiophile components, each speaker is powered by two channels from our 300 watt RMS amplifier – one channel powers the woofer, and another powers the mid/tweeter combo. When powered by separate dedicated bass and high-frequency amplifier channels, you are doubling the power to each speaker when compared to our Boom!™ Audio Stage I system. The results? You get thumping bass response, sizzling vocals and clean, distortion-free performance at all volume levels. Built with composite speaker frames, powerful magnets and protective perforated metal grills, these weather and vibration resistant speakers are designed for life on the road. Complete kit includes 2 three-way speakers, grills and plug-in connections. Separate purchase of fairing mount amplifier is required. Boom! Audio speakers feature a two-year warranty.

### 76000955 Batwing Fairing.

Fits '14-later FLHT, FLHTCU, FLHTCUL, FLHTK, FLHTKL, FLHTKSE, FLHX, FLHXS and FLHTCUTG models equipped with a Boom!™ Box audio system. Stock on '15-later FLHXSE models. Requires separate purchase of a Boom!™ Audio accessory amplifier. Does not fit '20-later FLHTCUTGSE models. Not compatible with models equipped with Stage I Boom!™ Audio components. Dealer installation and software updates are required.

### 76000956 Road Glide® Fairing.

Fits '15-later FLTRK, FLTRU, FLTRUSE, FLTRX and FLTRXS models. Stock on '18-'20 FLTRXSE models. Requires separate purchase of a Boom! Audio accessory amplifier. Not compatible with models equipped with Stage I Boom! Audio components. Dealer installation and software updates are required.



B. BOOM! AUDIO STAGE II SPEAKER COMPONENTS



B. BOOM! AUDIO STAGE II SPEAKER KIT – BATWING FAIRING



B. BOOM! AUDIO STAGE II SPEAKER KIT – ROAD GLIDE FAIRING



A. BOOM! AUDIO STAGE II SPEAKER KIT – SADDLEBAGS



A. BOOM! AUDIO STAGE II SPEAKER KIT – SADDLEBAGS



B. BOOM! AUDIO STAGE I/II FAIRING LOWER SPEAKER KIT – TWIN-COOLED MODELS



B. BOOM! AUDIO STAGE I/II FAIRING LOWER SPEAKER KIT – TWIN-COOLED MODELS

# AUDIO & GAUGES 581

Boom!™ Audio – Stage II

## A. BOOM!™ AUDIO STAGE II SPEAKER KIT – SADDLEBAGS\*

Directionally optimized to fill the rider cockpit with sound, these 5" x 7" Stage II Saddlebag Lid Speakers provide additional depth and dimension to your rolling concert hall. Designed for increased volume, sound quality and durability, these three-way speakers feature a long-throw woofer to handle the low frequencies, and separate bridge-mounted mid- and high-frequency drivers to handle the vocals and the high notes. And, like high-end audiophile components, each speaker is powered by two channels from our 300-watt RMS amplifier—one channel powers the woofer, and another powers the midrange and tweeter combo. Because the speakers are driven by dedicated bass and high-frequency amplifier channels, you get thumping bass response, sizzling vocals and clean distortion-free performance at all volume levels. To really pump up the bass, the closed saddlebags serve as a sealed enclosure. Built with composite speaker frames, powerful magnets and protective perforated metal grills, these weather- and vibration-resistant speakers are designed for life on the road. Complete kit includes 2 three-way speakers, grills and plug-in connections. Boom!™ Audio speakers feature a two-year warranty.

### 76000954

Fits '14-later FLHT, FLHTCU, FLHTCUL, FLHTK, FLHTKL, FLHTKSE, FLHX, FLHXS, FLTRU, FLTRUSE, FLTRX, and FLTRXS equipped with a Boom!™ Box audio system. Stock on '15-'20 FLHXSE and '18-'20 FLTRXSE models. Does not fit '21-later FLHXSE and FLTRXSE. Stock on '15-later FLHXSE and '18-later FLTRXSE models. Requires separate purchase of Color-Matched Saddlebag Lids, Boom! Amplifier and appropriate Stage II Speaker Installation Kit. Not compatible with models equipped with Stage I Boom! Audio components. Dealer installation and software updates are required.

## B. BOOM! AUDIO STAGE I/II FAIRING LOWER SPEAKER KIT – TWIN-COOLED™ MODELS\*

Designed for installation in the Original Equipment fairing lowers of Twin-Cooled™ Touring models, these vibration-tested waterproof two-way speakers feature rider directed tweeters for clear, crisp sound. The 4" bass/midrange driver and the grill-mounted 1" tweeter are performance-optimized to complement the sound characteristics of both Stage I and Stage II Boom! Audio systems, and provide higher listening volumes with reduced distortion at highway speeds. For easy installation, the speakers are pre-mounted to a backing plate that snaps in place, replacing the fairing lower cooling system access doors. The speakers can be easily removed to check coolant levels. Complete kit includes left and right two-way speakers and wiring harness. Boom! Audio speakers feature a two-year warranty.

### 76000957

Fits '14-later FLHTCU-TC, FLHTK, FLHTKL, FLHTKSE, FLTRU, FLTRUSE and '14-'17 FLHXSE models with Twin-Cooled engines. FLHT models requires radio, hand controls and antenna for installation. Use on vehicles equipped with Stage II Boom! Audio systems requires the separate purchase of Boom! Audio Amplifier Kit P/N 76000277B and Speaker Installation Kit P/N 76000586 or 76000749. '14-'17 FLHXSE models require separate purchase of Installation Kit P/N 76000734. Does not fit '18-later FLHXSE and FLTRXSE models. Does not fit FLHXSE models equipped with Tour-Pak luggage. Does not fit FLHTKSE models equipped with Boom! Audio Stage II. Not compatible with Screamin' Eagle® Heavy Breather Kits.

### Also available:

## BOOM! AUDIO STAGE I/II FAIRING LOWER SPEAKER INSTALLATION KIT

Kit includes wiring harness required for installation of Boom! Audio Fairing Lower Speaker Kit P/N 76000660 on '14-'17 CVO™ Street Glide® models.

### 76000734

Fits '14-'17 FLHXSE models.

\*NOTE: '14-'16 Boom! Audio Stage II systems with 6 or 8 speakers require installation of High-Output Charging System P/N 29900028A.

### Model Family Fitment:

- V-ROD
- SPORTSTER
- DYNA
- SOFTAIL
- TOURING

### Model Family Fitment:

- V-ROD
- SPORTSTER
- DYNA
- SOFTAIL
- TOURING



# 582 AUDIO & GAUGES

Boom!™ Audio – Stage II

## C. BOOM!™ AUDIO STAGE II SPEAKER KIT – FAIRING LOWERS\*

Nestled in the glove boxes of the vented fairing lowers, these 6.5" Stage II speakers are angled toward the rider to provide a wall of sound. Designed for increased volume, sound quality and durability, these Stage II 3-way speakers feature a long-throw woofer for resounding bass, and a bridge-mounted midrange and a separate tweeter to cover the vocals and high frequencies. Each speaker is powered by two channels from our 300-watt RMS amplifier—one channel powers the woofer, and another powers the mid/tweeter combo. When powered by separate dedicated bass and high-frequency amplifier channels, you get double the power to each speaker (when compared to a Boom!™ Audio Stage I system) for higher volume and lower distortion. A molded tray fits tightly into the fairing lower and forms a sound-optimized ported speaker enclosure for improved bass performance. Complete kit includes 2 three-way speakers, fairing lower speaker trays, grills and plug-in connections. Boom! Audio speakers feature a two-year warranty.

### 76000951

Fits '14-later FLHT, FLHTCU, FLHTCUL, FLHX, FLHXS, FLTRX and FLTRXS models equipped with Boom! Box audio system and fairing lowers. Does not fit models with Twin-Cooled engines. Requires separate purchase of Color-Matched Fairing Lower Speaker Boxes, Boom!™ Amplifier and appropriate Stage II Speaker Installation Kit. Not compatible with models equipped with Stage I Boom!™ Audio components. Dealer installation and software updates are required.

## D. BOOM! AUDIO STAGE II SPEAKER KIT – TOUR-PAK® AND TRI GLIDE® TRIKE BODY\*

Designed for increased volume, sound quality and durability, Stage II 6.5" Tour-Pak® and Trike Body Speakers feature a long-throw woofer for low frequencies, a bridge-mounted mid-frequency driver and a separate tweeter for high frequencies. Like true audiophile components, each speaker is powered by two channels from our 300-watt RMS amplifier—one channel powers the woofer, and another powers the mid/tweeter combo. When powered by separate dedicated bass and high-frequency amplifier channels, you are doubling the power to each speaker when compared to our Boom! Audio Stage I system. The results? You get thumping bass response, sizzling vocals and clean, distortion-free performance at all volume levels. Built with composite speaker frames, powerful magnets and protective perforated metal grills, these weather- and vibration-resistant speakers are designed for life on the road. Complete kit includes 2 three-way speakers, grills and plug-in connections. Boom! Audio speakers feature a two-year warranty.

### 76000952

Fits '14-later FLHTCU, FLHTCUL, FLHTK, FLHTKL, FLHTKSE, FLTRU, FLTRUSE, and FLHTCUTG models. Also fits FLHT, FLHX, FLHXS, FLTRX, FLTRXS models equipped with a King Tour-Pak®, rigid Tour-Pak® mounting rack and Rear Speaker Enclosure Kit P/N 76000505. Does not fit FLHXSE, FLTRXSE and CVO Trike models. Does not fit '20-later FLHTCUTGSE models. Does not fit models with H-D® Detachables™ Tour-Pak® Mounting Rack. Requires separate purchase of Boom!™ Audio amplifier and appropriate Stage II Speaker Installation Kit. Dealer installation and software updates are required.

## E. COLOR-MATCHED FAIRING LOWER SPEAKER BOXES

Fits '14-later Touring models equipped with vented fairing lowers and Boom! Audio Fairing Lower Speaker Kit P/N 76000487. Does not fit models with Twin-Cooled engines.

See *Color-Shop* section for complete list of available color-matched options.

## F. COLOR-MATCHED SADDLEBAG SPEAKER LIDS

Fits '14-later Touring models equipped with Boom! Audio Saddlebag Speaker Kit P/N 76000489.

See *Color-Shop* section for complete list of available color-matched options.

\*NOTE: '14-'16 Boom! Audio Stage II systems with 6 or 8 speakers require installation of High-Output Charging System P/N 29900028A.



C. BOOM! AUDIO STAGE II SPEAKER KIT – FAIRING LOWERS



D. BOOM! AUDIO STAGE II SPEAKER KIT – TOUR-PAK AND TRI GLIDE TRIKE BODY




E. COLOR-MATCHED FAIRING LOWER SPEAKER BOXES



F. COLOR-MATCHED SADDLEBAG SPEAKER LIDS



A. BOOM! AUDIO STAGE II SPEAKER INSTALLATION KIT – FAIRING LOWERS




B. BOOM! AUDIO STAGE II SPEAKER INSTALLATION KIT – SADDLEBAG



C. BOOM! AUDIO SPEAKER INSTALLATION KIT – TRIKE BODY



D. BOOM! AUDIO STAGE II SPEAKER INSTALLATION KIT – TOUR-PAK (76000585 SHOWN)



D. BOOM! AUDIO STAGE II SPEAKER INSTALLATION KIT – TOUR-PAK (76000746A SHOWN)

# AUDIO & GAUGES 583

Boom!™ Audio – Stage II

## A. BOOM!™ AUDIO STAGE II SPEAKER INSTALLATION KIT – FAIRING LOWERS

Kit includes the hardware and wiring harnesses required to install Stage II Fairing Lower Speakers and a Boom!™ Amplifier. Kit includes main wiring harness, quick-disconnect saddlebag wiring harnesses, mount and cover for saddlebag-mounted amplifier and all required hardware. Amplifier, Boom Stage II Speakers and Color-Matched Speaker Boxes are sold separately.

Fits '17-later FLHT, FLHTCU, FLHTK, FLHTKL, FLHX, FLHXS, FLHXSE, FLTRU, FLTRX, and FLTRXS models equipped with fairing lowers and a Boom!™ Box audio system. Does not fit '18-later FLHXSE and FLTRXSE. FLHT models requires radio, hand controls and antenna for installation. Not compatible with models equipped with Stage I Boom!™ Audio components.

**76000749** Fits '17-later models.

**76000586** Fits '14-'16 models.

## B. BOOM! AUDIO STAGE II SPEAKER INSTALLATION KIT – SADDLEBAG

Kit includes the hardware and wiring harnesses required to install Stage II Saddlebag Speakers and a Boom! Amplifier. Kit includes main wiring harness, quick-disconnect saddlebag wiring harnesses, mount and cover for saddlebag-mounted amplifier and all required hardware. Amplifier, Boom! Stage II Speakers and Color-Matched Speaker Lids are sold separately.

Fits '17-later FLHT, FLHTCU, FLHTK, FLHTKL, FLHTKSE, FLHX, FLHXS, FLTRU, FLTRX and FLTRXS models equipped with a Boom!™ Box audio system. FLHT models requires radio, hand controls and antenna for installation. Also requires separate purchase of Color-Matched Saddlebag Lids. Not compatible with models equipped with Stage I Boom!™ Audio components.

**76000745** Fits '17-later models.

**76000584** Fits '14-'16 models.

## C. BOOM! AUDIO SPEAKER INSTALLATION KIT – TRIKE BODY

Add more Boom! to your Tri Glide® Trike model. This kit integrates a third set of 6.5" Boom! Audio Speakers in the kick panels of the Tri Glide model, and directs the increased sound pressure level directly at the rider and passenger. The kit includes left and right hidden speaker enclosures, speaker adapter rings, amplifier brackets, wiring harness, hardware and installation template. Amplifier and your choice of Boom! Audio Stage I or II speakers are sold separately.

Fits FLHTCUTG models. Does not fit CVO models. Not compatible with Passenger Armrests P/N 52400106 or Trike Saddlebags P/N 84031-11.

**76000747A** Fits '17-later models.

**76000617** Fits '14-'16 models.

## D. BOOM! AUDIO STAGE II SPEAKER INSTALLATION KIT – TOUR-PAK®

Kit includes the hardware and wiring harnesses required to install Stage II Tour-Pak® Speakers and a Boom! Amplifier. Kit includes main wiring harness, the brackets required to mount the amplifier and all required hardware. Amplifier and Boom Stage II speakers are sold separately.

Fits FLHTCU, FLHTCUL, FLHTK, FLHTKL, FLHTKSE, FLTRU and FLTRUSE models. Also fits FLHT, FLHX, FLHXS, FLTRX, FLTRXS, FLTRXSE and '15-'17 FLHXSE models equipped with a King Tour-Pak®, rigid Tour-Pak® mounting rack, Boom!™ Box audio system, and Boom!™ Audio Rear Speaker Enclosure Kit P/N 76000505. FLHT models requires radio, hand controls and antenna for installation. FLHXSE models require purchase of Audio Input Harness P/N 69201477. '18-later FLHTKSE requires separate purchase of Speaker Interconnect Harness P/N 69201930 and Rear Speaker Jumper Harness P/N 69200489. '17 FLHTKSE and FLTRUSE models require purchase of Speaker Interconnect Harness P/N 69200714 and Rear Speaker Jumper Harness P/N 69200489. Not compatible with models equipped with Stage I Boom!™ Audio components. Does not fit models with H-D® Detachables™ Tour-Pak® Mounting Rack.

**76000751** Fits '17-later models.

**76000585** Fits '14-'16 models.

Fits FLHTCUTG models. Not compatible with models equipped with Stage I Boom! Audio components.

**76000746A** Fits '17-later models.

**76000618** Fits '14-'16 models.



# 584 AUDIO & GAUGES

Boom!™ Audio – '14-later Touring

## E. BOOM!™ BOX GTS RADIO KIT

Equipped with a lightning-fast processor for quick start-up and route calculation and with even more memory than previous Boom! Infotainment Systems, the new Boom!™ Box GTS Infotainment System is an evolved interface experience. Available for riders of select Touring model motorcycles, the Boom! Box GTS Radio offers a contemporary look and feel while offering the latest mobile devices and tablet functionality but with durability and features designed specifically for motorcycling. Every element has been optimized to enhance the rider's interaction with the motorcycle and connectivity with the world to ultimately improve the Touring experience. The entire GTS system can be managed from the motorcycle hand controls. It's 6.5" GTS touchscreen is the same size as the 6.5 GT screen but all mechanical buttons and the plastic bezel are eliminated, providing a flat screen. The durable touchscreen glass performs even when used with touch-screen gloves and offers the lowest reflectivity available with minimal sun washout for exceptional visibility in all situations.

### 76000829A Batwing Fairing.

Fits '19-later FLHTCU and FLHX models with a 4.3 Boom! Box Radio. Also fits '19-later Electra Glide® Standard models with separate purchase of appropriate Hand Controls, Wiring, and Antenna.

### 76000834A Road Glide® Fairing.

Fits '19-later Road Glide models with a 4.3 Boom! Box Radio.

## F. BOOM! BOX 6.5GT RADIO KIT

The Boom! Box 6.5 GT Infotainment System is the ideal upgrade for Touring models equipped with the standard Boom! Box 4.3 radio. One look at the brilliant 6.5" display and you know that this is something special. Boom! Box 6.5GT features a low-distortion 25-watt/channel amplifier that has been optimized for great sound in an open-air environment. The result is cleaner, sharper sound at volumes up to 25% louder than previous Original Equipment radios. Built-in automatic volume control compensates for the increased noise levels as speed increases and automatically adjusts the bass and treble for optimal performance.

The feature-packed radio is factory-equipped with AM/FM radio, weather alert, integrated iPod® and USB audio device playback, map-based GPS navigation and Bluetooth® pairing of mobile phones. The 6.5GT features can be accessed via the glove-friendly touchscreen, joystick hand controls or with hands-free voice recognition. And it doesn't stop there. Optional Bike-to-Bike communication, SiriusXM® satellite radio, XM weather and traffic services and other features are also available.

For a complete rundown of the entire list of Boom! Box 6.5GT features, visit [www.H-D.com/infotainment](http://www.H-D.com/infotainment)

Fits '14-'18 Touring models with the Boom! Box 4.3 audio system. Also fits '19-later Electra Glide Standard models with separate purchase of appropriate Hand Controls, Wiring and Antenna.

### 76000512 Europe.

### 76000232C Rest of the world.

## BOOM!™ BOX SOFTWARE UPDATE CENTER

Get the latest software for your Boom!™ Box Infotainment System here. Each highly recommended update improves the quality of the system, keeping it running at maximum effectiveness. Start by logging on to [www.H-D.com/infotainment](http://www.H-D.com/infotainment)

Simply review the list, select your infotainment model number, download the file to a USB memory stick. Then insert it in your Boom! Box Infotainment System's USB port and follow the onscreen instructions to update your system.

### Model Family Fitment:

V-ROD
  SPORTSTER
  DYNA
   
 SOFTAIL
  TOURING



E. BOOM! BOX GTS RADIO KIT



F. BOOM! BOX 6.5GT RADIO KIT



A. SIRIUSXM SATELLITE RADIO KIT (76000842 SHOWN)



A. SIRIUSXM SATELLITE RADIO KIT (76000351 SHOWN)



B. MUSIC AND COMMUNICATIONS KIT



C. BIKE-TO-BIKE COMMUNICATIONS KIT



D. 3.5MM AUXILIARY INPUT KIT



# AUDIO & GAUGES 585

Boom!™ Audio – '14-later Touring

## A. SIRIUSXM® SATELLITE RADIO KIT

Don't lose the radio reception in the middle of your favorite song. SiriusXM® Satellite Radio is one of the most popular add-ons for Touring models, and it allows you to listen to the same channel as you cross the country. With over 200 digital channels, you'll always find a program that satisfies your taste for music, news, entertainment and sports. The module also provides a 25% increase in data transfer bandwidth to support weather, traffic and future data services. Your radio display provides information regarding artist name, song title and channel information so you will always know what program you are listening to. Channel presets allow you to quickly access your favorite programming. Activation and monthly subscription service required with additional fee.

### 76000842

Fits '19-later Touring and Tri Glide® models equipped with a Boom!™ Box GTS infotainment system.

### 76000351

Fits '14-'18 Touring and Tri Glide models equipped with Boom!™ Box 6.5GT audio system.

## B. MUSIC AND COMMUNICATIONS KIT

Add rider headphone access to music and helmet microphone activation of voice recognition and hands-free phone features of the Boom! Box Radio. Plug-in wiring harness allows rider to connect a standard 7-pin DIN communications headset to the radio to maximize the use of the infotainment system's convenience features. Discrete tank port accepts 7-pin plug for rider. Works with Boom! Audio full- and half-helmet music and communication headsets. Kit includes wiring harness, rider plug-in ports, weatherproof under-seat port cover and all necessary mounting hardware.

### 69200865

Fits '14-later FLHT, FLHX, FLHXS, FLHXST and '15-later FLTRX, FLTRXS and FLTRXST models (except models set up for wireless headsets). Dealer Digital Technician™ software update is required.

## C. BIKE-TO-BIKE COMMUNICATIONS KIT

Communicate with your friends on any of 40 channels. Easy to use handlebar controls allow Push-To-Talk (PTT) and adjustable squelch levels for maximum performance and reception quality. Integrated CB System will mute the radio while in transmit or receive mode. Bike-to-Bike system allows you and your passenger to talk with other riders, even when you are miles apart.

### 76000486A

Fits '14-later FLHTCU, FLHTCUL, FLHTCUTG and FLTRU, '17-later FLHTK and FLHTKL, '20-later FLTRK and '21-later FLHTKSE models with a Boom!™ Box audio system. Requires separate purchase of Shorty CB Antenna P/N 76386-09A or Whip Antenna 76250-09 and Mounting Stud P/N 76000166. Also requires P/N 71500130C for '14-later models.

## D. 3.5MM AUXILIARY INPUT KIT

Add additional music and information source options to your Boom! Box-equipped Harley-Davidson® model. Harness enables GPS units, phones and music players equipped with a 3.5mm mini plug to feed their signal directly to the Boom! Box receiver. Harness length permits running cable to fairing-mounted Jukebox door or glove compartment or behind fairing to a GPS mount.

### 69200907

Fits '14-later Electra Glide®, Road Glide®, Street Glide®, Ultra Limited and Tri Glide models equipped with a Boom!™ Box audio system.

## BOOM!™ BOX SOFTWARE UPDATE CENTER

Get the latest software for your Boom! Box Infotainment System here. Each highly recommended update improves the quality of the system, keeping it running at maximum effectiveness. Start by logging on to [www.H-D.com/infotainment](http://www.H-D.com/infotainment)






Simply review the list, select your infotainment model number, download the file to a USB memory stick. Then insert it in your Boom! Box Infotainment System's USB port and follow the onscreen instructions to update your system.

### Model Family Fitment:

V-ROD
  SPORTSTER
  DYNA
   
 SOFTAIL
  TOURING



**BOOM!™ BLUETOOTH® CHECKLIST** (see H-D.com for a complete list of features on the 50S and 50C series headsets)

		FULL or 3/4 HELMET			HALF HELMET
		BOOM!™ AUDIO 30K BLUETOOTH® HELMET HEADSET	BOOM! AUDIO 20S EVO BLUETOOTH HELMET HEADSET	BOOM! AUDIO 10S BLUETOOTH HELMET HEADSET	BOOM! AUDIO EXPAND BLUETOOTH HALF HELMET HEADSET
		76000838 (Single) 76000840 (Dual Pack)	76000736A (Single) 76000740A (Dual Pack)	76000837 (Single) 76000839 (Dual Pack)	76001082
					
<b>START HERE</b> ▶	<b>FOR MODELS EQUIPPED WITH BOOM!™ BOX 6.5 GT OR GTS RADIO AND THE WHIM</b> (Sold Separately)	LISTEN TO YOUR BIKE & TALK TO YOUR PASSENGER + YOUR MESH GROUP	LISTEN TO YOUR BIKE & TALK TO YOUR PASSENGER + YOUR GROUP (Bluetooth®)	LISTEN TO YOUR BIKE & TALK TO YOUR PASSENGER	NOT COMPATIBLE
	<b>FOR ALL MODELS WITHOUT WHIM</b>	TALK TO YOUR GROUP (Bluetooth & Mesh Network) OR TALK TO YOUR GROUP (Mesh Network) + YOUR SMARTPHONE	TALK TO YOUR GROUP (Bluetooth) + YOUR SMARTPHONE	TALK TO YOUR GROUP (Bluetooth) OR CONNECT TO YOUR SMARTPHONE	TALK TO YOUR GROUP (Bluetooth) OR CONNECT TO YOUR SMARTPHONE
ADVANCED NOISE CONTROL	Ambient noise cancellation for incoming and outgoing audio	✔	✔	✔	✔
AUDIO BOOST	Automatic volume boost to counteract ambient noise	✔	✔	✔	✔
AMBIENT MODE	Option to hear regular road and surrounding noises	✔	✘	✘	✘
FM RADIO	10 preset station memory for integrated FM Radio	✔	✔	✔	✔
STEREO SOUND	Audio from both speakers for all functions	✔	✔	✔	✔
UNIVERSAL INTERCOM	Ability to connect with any headset via Bluetooth® regardless of manufacturer	✔	✔	✔	✔
BLUETOOTH® INTERCOM	Ability to wirelessly communicate with other riders (max. # of connections)	Up to 4-Way Intercom	Up to 8-Way Intercom	Up to 4-Way Intercom	Up to 4-Way Intercom
MESH INTERCOM™	Advanced wireless communication with other riders – simplified pairing process (max. # of connections)	Up to 16-Way Intercom (Private Mode) / Virtually Limitless within 1 Mi / 1.2 Km (Public Mode)	✘	✘	✘
WORKING DISTANCE	Maximum working distance under optimal conditions	Up to 5 Mi / 8 Km	Up to 4.3 Mi / 7.0 Km	Up to 1 Mi / 1.6 Km	Up to .75 Mi / 1.3 Km
AUDIO MULTITASKING	Simultaneous operation of multiple audio functions	✔	✔	✘	✘
TALK TIME	Time in hours of usage	Up to 13 Hours	Up to 13 Hours	Up to 12 Hours	Up to 10 Hours
QUICK CHARGE	Charges quickly over a short period of time	20 Minutes Charging = Up to 5 Hours of Operation	✘	✘	✘
CHARGE TIME	Time in hours to full charge	1.5 Hours	2.5 Hours	3 Hours	2.5 Hours



A. WIRELESS HEADSET INTERFACE MODULE



A. WIRELESS HEADSET INTERFACE MODULE

Headsets

**A. WIRELESS HEADSET INTERFACE MODULE**

It's time to cut the cord with your bike. Now available for '14-later Touring and Trike models equipped with Boom!™ Audio 6.5GT and GTS Radios, this Wireless Headset Interface Module (WHIM) lets you communicate with your bike without being wired to it. The WHIM Bluetooth® adapter permits wireless connectivity to the 6.5GT infotainment system, allowing you to communicate via CB radio, hear turn-by-turn GPS directions, listen to your favorite radio stations and so much more all through your Bluetooth-enabled headset.

**Bluetooth® Wireless Technology**

Wireless interface permits full access to the Infotainment features without the hassle of being connected to the bike. You have full freedom of movement for turning your head and getting off the bike at fuel stops.

**Integrated Into the 6.5GT and GTS Radio**

Seamlessly use all wired headset functionality (CB, Phone, Intercom, Navigation, Radio) without the compromises of aftermarket systems, and configure your Boom! Audio 20S headset directly from the radio controls.

**Superior Audio Quality**

Harley-Davidson® headsets feature proprietary software that delivers superior audio quality with stereo output compared to non-Harley™ headsets, which provide a mono sound output.

**Dual Headset Connectivity**

Two Bluetooth-enabled headsets can be connected to one WHIM, simplifying installation and keeping costs in line.

**Integrated Behind the Fairing**

Module mounts behind the fairing and connects directly to the radio, eliminating external wires and connections to console and Tour-Pak® communication ports.

**Compatible with H-D® Wireless Headsets**

Current H-D® wireless headsets are completely compatible. No need to purchase new headsets to use the WHIM system. Harley headset volume can be adjusted from the motorcycle hand controls.

**Impact of Retrofit on Wired Microphone Functionality**

Upon installation of the WHIM, your motorcycle's wired microphone functionality will no longer be available. However, wired audio will continue to function as before.

**76000768**

Fits '14-later Touring and Trike models equipped with a Boom! Box 6.5GT or Boom! Box GTS audio system. '14-'17 models require the separate purchase of Wireless Headset Interface Module Harness P/N 69201726. Installation on models may result in reduced satellite radio reception. Dealer Digital Technician™ software update is required. Dealer installation is recommended.

**Also available:**

**WIRELESS HEADSET INTERFACE MODULE HARNESS**  
Required for installation of Wireless Headset Interface Module on '14-'17 Touring and Trike models.

**69201726**

Fits '14-'17 Touring and Trike models equipped with a Boom! Box 6.5GT audio system and Wireless Headset Interface Module P/N 76000768. Installation on vehicles with satellite radio may interfere with satellite radio or wireless headset performance.

**Model Family Fitment:**

- V-ROD
- SPORTSTER
- DYNA
- SOFTAIL
- TOURING



# 588 AUDIO & GAUGES

Headsets

## B. HARLEY-DAVIDSON® AUDIO 50S BLUETOOTH® HEADSET

The flagship Harley-Davidson® Audio 50S Bluetooth Headset is engineered to simplify and extend wireless communication, now equipped with Harley-Davidson® Audio powered by Rockford Fosgate® Stage I Speakers for Wireless Headsets for outstanding audio. The 50S Headset comes with 2 modules (1 Bluetooth 5 and 1 Mesh 2.0) and offers an exceptional integrated experience when paired to your bike's Boom!™ Box infotainment system via the Wireless Headset Interface Module (WHIM), sold separately. When paired with the WHIM, you can enjoy full stereo sound, use the bike's infotainment screen to configure select features of your headset, and leverage the existing hand controls to ensure safe and controlled riding as you move effortlessly through music, phone, GPS and push-to-talk intercom conversations. This headset is also compatible with Apple CarPlay and Android Auto through a Boom! Box GTS Radio, with voice-activated digital assistant access ("Hey Google"/"Hey Siri"). Without the WHIM, you can control your 50S through available hands-free voice commands or the glove-friendly jog dial menu navigation. And, if you prefer to use earbuds, there is an available earbud port in the base. Kit includes headset, mics and all necessary installation hardware.

Harley-Davidson® Audio powered by Rockford Fosgate® Stage I Speakers for Wireless Headsets provide the ultimate in motorcycle audio performance with rich bass and clarity at any volume. 30% faster rapid charging when compared to previous generation headsets. Automatic firmware updates via the included WiFi Adapter. Ambient Mode: Option to hear regular road and surrounding noises. Advanced Noise Control: Ambient noise cancellation for incoming and outgoing audio. Audio Boost: Automatic volume boost to counteract ambient noise. FM Radio: 10 preset station memory integrated FM radio. Audio plays from both speakers for all functions. Universal Intercom: Ability to connect with any headset via Bluetooth® regardless of manufacturer. Bluetooth Intercom: Ability to wirelessly communicate with other riders (up to 4-way intercom). Mesh Intercom Network: Ability to wirelessly communicate with other riders without pairing. Up to 16-way intercom (private mode) / Virtually limitless within 1 mi/1.2 Km (public mode). Audio Multitasking: Simultaneous operation of multiple audio functions. Mesh Talk Time: up to 9 hours. Charge Time: fully charged in only an hour; provides up to 9 hours of Mesh intercom talk time or 14 hours of Bluetooth intercom talk time. Working Distance: up to 5 miles/8 Km under optimal conditions.

Fits most Harley-Davidson® full and 3/4 helmets. Bluetooth headset is compatible with Harley-Davidson® Original Equipment 6.5GT Boom!™ Box and Boom!™ Box GTS radio when equipped with Wireless Headset Interface Module P/N 76000768.

<b>76001178</b>	Single Headset.
<b>76001179</b>	Dual Headset Pack.

Model Family Fitment:

- V-ROD
- SPORTSTER
- DYNA
- SOFTAIL
- TOURING



B. HARLEY-DAVIDSON AUDIO 50S BLUETOOTH HEADSET



B. HARLEY-DAVIDSON AUDIO 50S BLUETOOTH HEADSET

# AUDIO & GAUGES 589

Headsets

## A. HARLEY-DAVIDSON® AUDIO 50C BLUETOOTH® HEADSET WITH CAMERA

The Harley-Davidson® Audio 50C Bluetooth Headset adds a built-in 4K camera to Harley-Davidson's flagship wireless headset. Engineered to simplify and extend wireless communication, this headset is also equipped with Harley-Davidson® Audio powered by Rockford Fosgate® Stage I Speakers for Wireless Headsets for outstanding audio. The 50C Headset comes with 2 modules (1 Bluetooth 5 and 1 Mesh 2.0) and offers an exceptional integrated experience when paired to your bike's Boom!™ Box infotainment system via the Wireless Headset Interface Module (WHIM), sold separately. When paired with the WHIM, you can enjoy full stereo sound, use the bike's infotainment screen to configure your headset, and leverage the existing hand controls to ensure safe and controlled riding as you move effortlessly through music, phone, GPS and push-to-talk intercom conversations. This headset is also compatible with Apple CarPlay and android Auto through a Boom! Box GTS Radio, with voice-activated digital assistant access ("Hey Google"/"Hey Siri"). Without the WHIM, you can control your 50C through available hands-free voice commands or the glove friendly jog dial menu navigation. And, if you prefer to use earbuds, there is an available earbud port in the base. Kit includes headset, mics and all necessary installation hardware.

Built-in camera offers 4K video recording and 12MP camera capability for outstanding image quality when recording on- or off-road adventures. Harley-Davidson® Audio powered by Rockford Fosgate® - Stage I Speakers for Wireless Headsets speakers provide the ultimate in motorcycle audio performance with rich bass and clarity at any volume. 30% faster rapid charging when compared to previous generation headsets. Automatic firmware updates via the included WiFi Adapter. Ambient Mode: Option to hear regular road and surrounding noises. Advanced Noise Control: Ambient noise cancellation for incoming and outgoing audio. Audio Boost: Automatic volume boost to counteract ambient noise. Electronic Image Stabilization within 1080P (60fps & 30fps). External Memory: MicroSD card (U3 or higher) up to 128 GB (not included). FM Radio: 10 preset station memory integrated FM radio. Audio plays from both speakers for all functions. Mesh Intercom Network: Ability to wirelessly communicate with other riders without pairing. Up to 16-way intercom (private mode) / Virtually limitless within 1 mi/1.6 Km (Open Mesh – 9 channels). Bluetooth Intercom: Ability to wirelessly communicate with other riders (up to 4-way intercom). Audio Multitasking: Simultaneous operation of multiple audio functions. Mesh Talk Time: up to 12 hours. Charge Time: fully charged in only an hour; provides up to 9 hours of Mesh intercom talk time or 22 hours of Bluetooth intercom talk time. Bluetooth Intercom Distance: up to 1.2 miles/2 Km under optimal conditions.

**76001180** Single Headset. Fits most Harley-Davidson® full and 3/4 helmets. Bluetooth headset is compatible with Harley-Davidson Original Equipment 6.5GT Boom! Box and Boom! Box GTS radio when equipped with Wireless Headset Interface Module P/N 76000768.



A. HARLEY-DAVIDSON AUDIO 50C BLUETOOTH HEADSET



A. HARLEY-DAVIDSON AUDIO 50C BLUETOOTH HEADSET

Model Family Fitment:

- V-ROD
- SPORTSTER
- DYNA
- SOFTAIL
- TOURING



# 590 AUDIO & GAUGES

Headsets

## B. BOOM!™ AUDIO 30K BLUETOOTH® HELMET HEADSET

The Boom!™ Audio 30K Bluetooth® Headset is engineered to simplify and extend wireless communication. The 30K Headset comes with 2 modules (1 Bluetooth and 1 Mesh) and offers an exceptional integrated experience when paired to your bike's Boom! Box infotainment system via the Wireless Headset Interface Module (WHIM), sold separately. When paired with the WHIM, you can enjoy full stereo sound, use the bike's infotainment screen to configure your headset and leverage the existing hand controls to ensure safe and controlled riding as you move effortlessly through music, phone, GPS and push-to-talk intercom conversations. When equipped with the new Boom!™ Box GTS Radio, this headset will enable the use of Apple CarPlay®. Without the WHIM, you can control your 30K through available hands-free voice commands or the glove-friendly jog dial menu navigation. And, if you prefer to use earbuds, there is an available earbud port in the base. Kit includes headset, additional earpads, mics and all necessary installation hardware.

Fits most Harley-Davidson® full and 3/4 helmets. Bluetooth headset is compatible with Harley-Davidson® Original Equipment 6.5GT Boom! Box and Boom! Box GTS radio when equipped with Wireless Headset Interface Module P/N 76000768.

**76000838** Single Headset.

**76000840** Dual Headset Pack.



B. BOOM! AUDIO 30K BLUETOOTH HELMET HEADSET



B. BOOM! AUDIO 30K BLUETOOTH HELMET HEADSET

# AUDIO & GAUGES 591

Headsets

## A. BOOM!™ AUDIO 20S EVO BLUETOOTH® HELMET HEADSET

The Boom!™ Audio 20S EVO headset is a state-of-the-art Bluetooth® 4.1 communication system. With the 20S EVO, users can call handsfree with their Bluetooth mobile phones, listen to stereo music or voice instructions of GPS navigation by Bluetooth wirelessly, and have intercom conversations in full duplex with a passenger and/or other riders.

The weather-resistant Boom! Audio 20S EVO Full Helmet Headset permits you to enjoy your group ride by keeping you in touch with up to eight other riders in crystal-clear HD audio—up to 1.2 miles (2.0 km) away—through the Group Intercom™ feature. The 20S EVO uses the Universal Intercom™ protocol so it can be paired with many other available Bluetooth headsets. The 20S EVO headset features Audio Multitasking™ technology that enables intercom conversation while simultaneously listening to the built-in FM radio or Bluetooth-sourced music or GPS instructions. Audio Multitasking allows a seamless integration of incoming and outgoing audio, and eliminates the interruption-based audio functions of many Bluetooth communication devices.

The unit provides a sleek and aerodynamic design that offers a versatile jog dial that maximizes the ease of use for riders. The user interface makes setting up and pairing your 20S EVO incredibly easy. And once you're on the road, complete control of the 20S EVO can be done through hands-free voice commands. Intuitive technology ensures safe, controlled riding as you seamlessly move through music, phone and intercom features. Linking up your 20S EVO via the available smartphone app (for Android® or iPhone®) allows you to configure device settings, set groups of intercom friends and access a Quick Guide. The 20S EVO also offers the ability to pair with up to two mobile phones for convenient hands-free calling.

20S EVO talk time is 13 hours, and the device can remain charged for up to 10 days in standby mode. Kit includes the 20S EVO headset unit, universal helmet clamp, two in-helmet stereo speakers, static and wired boom microphones, micro USB power and data cables and all mounting hardware.

Fits most Harley-Davidson® full and 3/4 helmets. Bluetooth headset is compatible with Harley-Davidson® Original Equipment 6.5GT Boom! Box and Boom! Box GTS radio when equipped with Wireless Headset Interface Module P/N 76000768.

**76000736A** Single Headset.

**76000740A** Dual Headset Pack.

NOTE: Headset software update may be required for use with Wireless Headset Interface Module P/N 76000768. Visit H-D.com for details.



A. BOOM! AUDIO 20S EVO BLUETOOTH HELMET HEADSET



A. BOOM! AUDIO 20S EVO BLUETOOTH HELMET HEADSET



# 592 AUDIO & GAUGES

Headsets

## B. BOOM!™ AUDIO 10S BLUETOOTH® HELMET HEADSET

Like the flagship Boom! Audio 30K Bluetooth® Headset, the Boom!™ Audio 10S Bluetooth Motorcycle Helmet Headset offers an exceptional integrated experience when paired to your bike's Boom! Box infotainment system via the Wireless Headset Interface Module (WHIM), sold separately. When paired with the WHIM, you can enjoy full stereo sound, use the bike's infotainment screen to configure your headset, and leverage the existing hand controls to ensure safe and controlled riding as you move effortlessly through music, phone, GPS and push-to-talk intercom conversations. If equipped with the new Boom! Box GTS radio, this headset will enable the use of Apple CarPlay. Without the WHIM, you can control your 10S through available hands-free voice commands or the glove-friendly navigation menu. The 10S Headset comes with 1 Bluetooth module. And, if you prefer to use earbuds, there is an available earbud port in the base. Kit includes headset, additional earpads, mics and all necessary installation hardware.

Fits most Harley-Davidson® full and 3/4 helmets. Bluetooth headset is compatible with Harley-Davidson Original Equipment 6.5GT Boom! Box and Boom! Box GTS radio when equipped with Wireless Headset Interface Module P/N 76000768.

**76000837** Single Headset.

**76000839** Dual Headset Pack.



B. BOOM! AUDIO 10S BLUETOOTH HELMET HEADSET



B. BOOM! AUDIO 10S BLUETOOTH HELMET HEADSET

# AUDIO & GAUGES 593

Headsets

## A. HARLEY-DAVIDSON® AUDIO POWERED BY ROCKFORD FOSGATE® - STAGE I SPEAKERS FOR WIRELESS HEADSETS

Upgrade audio performance with these Harley-Davidson® Audio powered by Rockford Fosgate® - Stage I Speakers for Wireless Headsets. These in-helmet speakers were designed in collaboration with the audio experts at Rockford Fosgate® to deliver increased frequency response and reduced total harmonic distortion for superior bass and clarity when compared to previous generation Boom! Bluetooth Communication speakers. Provide noticeable audio playback improvement at volume for improved sound quality at highway speeds. Provide more bass response at all volume levels. Easy installation as a replacement for speakers in Harley-Davidson® Boom!™ Audio 30k and 20S Bluetooth® Helmet Headsets. Ideal fitment inside helmets designed with speaker cut-outs. Bar & Shield in speaker foam and Rockford Fosgate medallion on back of speaker for added style. To ensure the best sound from your Harley-Davidson Audio powered by Rockford Fosgate Bluetooth Headset Stage I Speakers, update the firmware in the headset to the latest Rockford Fosgate speaker equipped version. Visit H-D.com for details.

**76001137**

Fits Harley-Davidson Boom! Audio 30K and 20S Evo Bluetooth Helmet Headsets.



A. HARLEY-DAVIDSON AUDIO POWERED BY ROCKFORD FOSGATE – STAGE I SPEAKERS FOR WIRELESS HEADSETS

## B. BOOM!™ AUDIO EXPAND 2.0 BLUETOOTH® HALF HELMET HEADSET

The one-piece headset allows you to call hands-free on your Bluetooth mobile phone, listen to stereo music or GPS navigation instructions and have intercom conversations in full duplex with your passenger and/or fellow riders. Bluetooth 3.0 and advanced digital processing technology permits connectivity with other devices up to 980 yards (900 meters) away, while delivering best-in-class incoming and outgoing sound quality. The headset can be easily paired with up to two phones, and because it operates on the Universal Intercom protocol, the headset can be connected with your fellow rider's gear—regardless of the manufacturer. The Bluetooth 3.0 stereo headset brings your favorite tunes, GPS navigation, four-way intercom conversations and hands-free calling to any type of motorcycle. The simple-to-operate glove-friendly jog dial and large buttons on the headset control the major functions, and the comfortable ear hooks and behind-the-neck strap keep the headset firmly in place while riding. Boom! Audio Expand Bluetooth headsets feature automatic volume boost and Advanced Noise Control technology to produce crystal clear audio in noisy environments. The headset is fully water resistant, and the long-life battery permits up to 10 hours of talk time and seven days of standby on a single charge. Kit includes Headset, micro USB charger and instructions. Want the best in hands-free tech for your bike? The Boom! Audio Expand Half-Helmet Headset, coupled the Boom! Box 6.5GT Radio and with the Harley-Davidson® Wireless Interface Module (WHIM) (both sold separately), provides the best hands-free experience. When coupled with the WHIM, it replaces the wired headset connection to the bike.

**76001082**

Fits most Harley-Davidson® half helmets. Bluetooth headset is not compatible with Harley-Davidson® Original Equipment Boom! Audio GT or GTS radios or with Wireless Headset Interface Module P/N 76000768.




B. BOOM! AUDIO EXPAND BLUETOOTH HALF HELMET HEADSET

## C. BOOM! AUDIO HALF HELMET MUSIC AND COMMUNICATIONS HEADSET

Lightweight, durable neck bow wraps around the ear and across the back of the neck and fits comfortably below the shell of most half helmets. The adjustable boom microphone with wind sock has been optimized for superior clarity when connected to Harley-Davidson intercom and Bike-to-Bike communications equipment and the quick-disconnect plug allows you to step away from the motorcycle without removing the headset. A clothing clip (not shown) is included for added comfort and reduced ear fatigue. The coiled cord permits freedom of movement in the saddle. The 7-pin DIN plug can be connected to the front and rear communications ports, allowing both rider and passenger access to the music, navigation and voice communications features of the motorcycle.

**76572-09** 7-pin DIN Connector.

Fits '98-later FLHTCU, FLHTCUSE, FLHTK, FLHTKSE, FLTRK, FLTRU, FLTRUSE and FLHTCUTG models. Also fits with vehicles equipped with Communication Switch Kit P/N 77173-08 or Boom! Audio Music and Intercom Kits.



C. BOOM! AUDIO HALF HELMET MUSIC AND COMMUNICATIONS HEADSET



# 594 AUDIO & GAUGES

Antennas

## D. BOOM! AUDIO FULL HELMET PREMIUM MUSIC AND COMMUNICATIONS HEADSET

Great-sounding foam-covered stereo earphones comfortably fit into ear pockets in the helmet and the fine wires are easy to hide beneath the helmet liner for a clean installation. The quick-disconnect plug allows you to step away from the motorcycle without removing the helmet and the coiled cord permits freedom of movement in the saddle. The 7-pin DIN plug can be connected to the front and rear communications ports, allowing both rider and passenger access to the music, navigation and voice communications features of your motorcycle and the microphone has been optimized for superior clarity when connected to Harley-Davidson intercom and Bike-to-Bike communications equipment.

**77117-10**

Fits '98-later FLHT, FLHTCU, FLHTCUSE, FLHTK, FLHTKSE, FLTRU, FLTRUSE and FLHTCUTG models with a Boom!™ Box audio system (except models set up for wireless headsets). Also fits with vehicles equipped with Communication Switch Kit P/N 77173-08 or Boom!™ Audio Music and Intercom Kits.



D. BOOM! AUDIO FULL HELMET PREMIUM MUSIC AND COMMUNICATIONS HEADSET

## E. EXTENDED LENGTH COMMUNICATIONS HEADSET CORD

Extended Headset Cord is an essential option for a tall rider or passenger. When compared to the stock headset cord, this cord provides an additional 5" of length at rest and up to 22" of length when fully stretched. The additional length and relaxed twist of the cord reduces the spring effect and the included clothing clip eliminates the tension that can lead to neck fatigue. The 7-pin DIN plug can be connected to the front and rear communications ports, giving both rider and passenger access to the music, navigation and voice communications features of your motorcycle. This cord is a direct plug-in replacement for the standard length headset cord on the Original Equipment headset or the Boom! Audio Full Face Helmet Communications Headset P/N 77117-10.

**76000259**

Fits '10-later Original Equipment Ultra-style Headsets P/N 77147-98A (Domestic) or 77156-98A (HDI), Boom! Audio Full Face Helmet Communications Headset P/N 77117-10 and Half Helmet Headsets P/N 76000145 and 76572-09.



D. BOOM! AUDIO FULL HELMET PREMIUM MUSIC AND COMMUNICATIONS HEADSET

## F. HAND-HELD CB MICROPHONE KIT

Comes complete with handlebar mounting bracket and all necessary hardware.

**76312-98**

Fits '98-'13 FLHTC, FLHTCU and FLTRU and '09-'13 FLHTCUTG models. Also fits models equipped with Communication Kits 77107-09, 77108-09A and 77173-08.



E. EXTENDED LENGTH COMMUNICATIONS HEADSET CORD



F. HAND-HELD CB MICROPHONE KIT

Model Family Fitment:

V-ROD   
  SPORTSTER   
  DYNA  
 SOFTAIL   
  TOURING

# AUDIO & GAUGES 595

Headsets

## A. HIDDEN AM/FM/WB ANTENNA

Hide the AM/FM/WB antenna inside the fairing for a clean, uncluttered look. Uniquely tuned to the Harley-Davidson® radio, this enhanced Hidden Antenna offers reception performance equivalent to the Original Equipment whip antenna and superior to the Shorty Antenna. Perfect for your clean slick custom bagger, this Hidden Antenna is also the ideal addition to models equipped with H-D® Detachables™ Tour-Pak® luggage because it eliminates the need to move the whip antenna back and forth between Tour-Pak luggage and fender mounting locations. Kit includes all required mounting hardware and wiring.

NOTE: Relative antenna performance as compared to stock Original Equipment antenna; results based on reception evaluation conducted in Milwaukee area. Actual performance will be influenced by signal strength and electrical interference in your area. Follow the installation and routing instructions carefully to obtain the best possible performance from the antenna.

**76000862**


Fits '14-later Touring and Trike models with Boom!™ Box Audio System. Separate purchase of Power Extension Harness P/N 69200921 is required if installed with Boom! Bagger Kits P/N 76000410 or P/N 76000411, Boom! Audio Amplifier Kit P/N 76000278 and 76000523, Electric Glo™ Headlamp Trim Rings or Fairing Edge Lights.

**76000863**

Fits '98-'13 Touring and Trike models equipped with AM/FM/WB radio and fairing.




A. HIDDEN AM/FM/WB ANTENNA (76000862 SHOWN)



A. HIDDEN AM/FM/WB ANTENNA (76000863 SHOWN)



B. SHORTY CB ANTENNA (SHOWN WITH SHORTY AM/FM ANTENNA)



B. SHORTY ANTENNA – AM/FM

## B. SHORTY ANTENNAS

This compact antenna is only 19.0" tall and is a stylish change from the Original Equipment whip antenna. The low-profile antenna simplifies covering the bike for storage. Easy to install, the Shorty Antenna screws on to the factory antenna mount.

**76386-09A** CB Radio.

Fits '09-later Touring models equipped with Bike-to-Bike Communication. May require model-specific mounting bracket if installed on a model without a Tour-Pak® carrier.

**76386-08** CB Radio.

Fits '98-'08 Touring models equipped with Bike-to-Bike Communication. May require model-specific mounting bracket if installed on a model without a Tour-Pak carrier.

**76388-08** AM/FM.

Fits '98-later Touring and Trike models equipped with Boom! Box radio.

## C. CB ANTENNA KIT – TOUR-PAK MOUNT

The CB Antenna Kit mounts an antenna on a Tour-Pak luggage system. Kit includes Original Equipment style CB antenna, all necessary mounting brackets, cable hardware and instructions. Fits all Tour-Pak luggage systems.

**76400-09**

Fits '09-'13 Touring models with Tour-Pak luggage. Includes Fiberglass CB Antenna P/N 76250-09.

## D. AM/FM ANTENNA RELOCATION KIT

Relocates your AM/FM antenna to the rear fender to accommodate use with an H-D Detachables Two-Up Tour-Pak Mounting Rack. Kit includes mounting bracket, all mounting hardware and wiring harness.

**76000582A**

Fits '14-later Touring models (except CVO) equipped with a Boom!™ Box audio system.



D. AM/FM ANTENNA RELOCATION KIT

## E. ANTENNA RELOCATION KIT FOR FLTR/FLHX WITH H-D® DETACHABLES™ TWO-UP LUGGAGE RACK

Relocate your AM/FM antenna for use with H-D Detachables Two-Up Luggage Rack.

**76561-09**

Fits '09-'13 FLHX, FLTR, FLTRU and FLTRX models (except FLTRUSE, FLTRXSE, '10-'12 FLHXSE and '09 FLTRSE models) equipped with Detachable Two-Up Luggage Rack P/N 54215-09. Does not fit with Nostalgic Saddlebag Guard Rail Kit P/N 91286-10.

**76208-07**

Fits '97-'08 FLHX and FLTR equipped with Detachable Two-Up Luggage Rack P/N 53743-97 and Two-Up Detachable Docking Hardware Kit P/N 53804-06.



E. AM/FM ANTENNA RELOCATION KIT

Model Family Fitment:

V-ROD   
  SPORTSTER   
  DYNA  
 SOFTAIL   
  TOURING



# 596 AUDIO & GAUGES

## Phone Mounts

### HARLEY-DAVIDSON® UNIVERSAL PHONE CARRIER

This phone mount system is certified by Harley-Davidson to withstand the same testing endured by all of our motorcycle accessories, including UV exposure, adhesion pull-off testing, vibration and latch cycle testing, and even aerodynamic loads. Harley has over-engineered this mount to ensuring your phone stays connected to the bike.

- Rugged construction - CNC-machined from 6063 aluminum to be lightweight and durable.
- Easy installation with choice of handlebar or clutch mount.
- No custom case required - Adhesive mount attachment point can be attached to most cell phone cases. Simply clean the phone case surface and verify a good adhesive bond strength between phone case and universal interface
- Rotates for vertical or horizontal viewing.
- Will hold almost any smart phone on the market.

### F. UNIVERSAL PHONE CARRIER + CLUTCH MOUNT

Mounts to left hand control.

#### 76001071

Fits '20-later ELW, '02-'17 VRSC™, '21-later RA1250, RA1250S and RH1250S, '15-'20 XG, '04-later XL (except XL88N, XL1200NS, and XL1200N), '08-'13 XR, '06-'17 Dyna® (except FXDB), '00-later Softail®, '09-later Touring (except '09-'13 FLHTCUSE and '14-'16 FLHTKSE), and '09-later Trike.



F. UNIVERSAL PHONE CARRIER + CLUTCH MOUNT



F. UNIVERSAL PHONE CARRIER + CLUTCH MOUNT

### G. UNIVERSAL PHONE CARRIER + HANDLEBAR MOUNT

Includes three shims to mount securely to 0.875" to 1.250" diameter handlebar.

#### 76001072

Fits '20-later ELW, '02-'17 VRSC™, '21-later RA1250, RA1250S and RH1250S, '15-'20 XG, '04-later XL (except XL88N, XL1200NS, and XL1200N), '08-'13 XR, '06-'17 Dyna® (except FXDB), '00-later Softail®, '09-later Touring (except '09-'13 FLHTCUSE and '14-'16 FLHTKSE), and '09-later Trike. Not recommended for Batwing Touring models with stock handlebars.



G. UNIVERSAL PHONE CARRIER + HANDLEBAR MOUNT




G. UNIVERSAL PHONE CARRIER + HANDLEBAR MOUNT

### H. UNIVERSAL HANDLEBAR MOUNT PHONE CARRIER


Put your smartphone within easy reach. This standard cradle places your phone or music device close to the hand controls of the motorcycle for easy access. Dual thumb screw clamps quickly adjust to grip the phone, and non-slip pads hold the device in place – in vertical or horizontal orientation. When combined with the control lever perch Phone Carrier Mount (sold separately), the swivel head allows the phone to be rotated into the ideal viewing position, and the device can be removed in seconds when you reach your destination. Holds devices measuring 1.75" to 3.5" wide.

#### 76000549

Fits '02-'17 VRSC (except VRSCF and VRSCR), '15-'20 XG, '04-later XL (except XL883N, XL1200N and XL1200XS), '08-'13 XR, '06-'17 Dyna (except FXDB), '00-later Softail, '09-later Touring (except FLHTKSE and '15-later FLTRU, FLTRX, FLTRXS, FLTRXST and FLTRXSE), and '09-later Trike models. Requires separate purchase of Phone Carrier Mount P/N 76000537 and 76000758.



H. UNIVERSAL HANDLEBAR MOUNT PHONE CARRIER



I. HANDLEBAR PHONE CARRIER MOUNT

#### Model Family Fitment:

- V-ROD
- SPORTSTER
- DYNA
- SOFTAIL
- TOURING

# AUDIO & GAUGES 597

## Navigation

### A. ROAD TECH™ ZŪMO® 590 NAVIGATION SYSTEM

The road ahead is easy to see on a 5" dual-orientation touch-screen display that is glove friendly and sunlight readable – you'll find it on the rough and rugged Road Tech™ zūmo® 590LM premium GPS motorcycle navigator. Tough enough to withstand the brutal elements and the harsh weather conditions, the zūmo 590LM offers hands-free phone control and spoken directions heard in-helmet via Bluetooth® technology. zūmo includes an MP3 player and works with iPod® and Pandora® for music control right on its display.

- Bright sunlight readable high resolution display
- Smartphone Link—Enables the customer to access basic weather, local search
- Active Lane Guidance, exit services and PhotoReal junction views
- Curvy Road/Round Trip Feature
- Media Player—Integrated iPod control with MP3 player
- Pandora Music Player
- Upgradable features include advanced weather radar/alerts, live traffic images, fuel prices, safety cameras

Fits '02-'17 VRSC™ (except VRSCF and VRSCR), '04-later XL and XR (except XL883N, XL1200N and XL1200NS), '06-'17 Dyna® (except FXDB), '00-later Softail® (except FXFB and FXFBS), '09-later Road King® and Road Glide®, '14-later Electra Glide®, Ultra Limited and Street Glide® (except '14-'16 CVO™ models), and Trike models with the separate purchase of Handlebar Mount Kit P/N 76000191A or 76000192A. Also fits '09-'13 Touring models (except Road King and Road Glide) and Trike models with separate purchase of Fairing Mount Kit P/N 92238-09. '14-later XL, '12-'17 Dyna and '11-'17 Softail models require separate purchase of Electrical Connection Kit P/N 72673-11. '14-'16 Touring and Trike models require separate purchase of Electrical Harness Extension P/N 69200722. '18-later Softail and '17-later models require Electrical Harness Extension P/N 69201599A. \*Maps not included.

76000573 North America.

76000574 International.\*



A. ROAD TECH ZŪMO 590 NAVIGATION SYSTEM

### B. AUXILIARY POWER PORT – HANDLEBAR MOUNT

Fits '15-'20 XG, '14-later XL, '12-'17 Dyna®, '11-later Softail® (except FXDRS, and FXFB and FXFBS models with stock tapered bars), '14-later Road King®, and models with either 1" or 7/8" diameter handlebars. '17-later Road King® requires separate purchase of Electrical Connection Kit P/N 69201599A. '18-later Softail® models require separate purchase or Electrical Connection Kit P/N 69201750.

69200971 Chrome.

69200970 Black.

Fits '12-'17 Dyna, '11-later Softail (except FXDRS, and FXFB and FXFBS models with stock tapered bars), and '14-later Road King models with 1-1/4" diameter handlebars. '17-later Road King requires separate purchase of Electrical Connection Kit P/N 69201599A. '18-later Softail models require separate purchase of Electrical Connection Kit P/N 69201750.

69200855 Chrome.

69200854 Black.

### C. AUXILIARY POWER PORT – SADDLEBAG MOUNT

#### 69200091

Fits models equipped with 12-volt battery (except FXDRS, VRSC™, XG models, or with Throw-Over or Swingarm Bags). Not for use with accessory Fitted Liners or Premier Liners. Requires separate purchase of Battery Charging Harness P/N 94624-97B, if not already equipped.

### D. AUXILIARY POWER PORT – TOUR-PAK® MOUNT.

#### 69200826

Fits '14-later FLHTCU, FLHTCUL, FLTRU and FLHTCUTG models. Original Equipment on FLHTK, FLHTKL, FLTRK, and FLHTCUTGSE models.

#### 91671-10

Fits '06-'13 FLHTC and FLTRU, '96-'13 FLHTCU and '09-'13 FLHTCUTG models. Also fits '06-'13 Touring models with accessory King Tour-Pak® luggage and '98-'13 Touring models with Tour-Pak mounted rear speaker pods. Not for use with Accessory Fitted Liners or Premier Liner.

#### Model Family Fitment:

- V-ROD
- SPORTSTER
- DYNA
- SOFTAIL
- TOURING



B. AUXILIARY POWER PORT – HANDLEBAR MOUNT, CHROME



B. AUXILIARY POWER PORT – HANDLEBAR MOUNT, BLACK



C. AUXILIARY POWER PORT – SADDLEBAG MOUNT



D. AUXILIARY POWER PORT – TOUR-PAK MOUNT '14-LATER MODELS



# 598 AUDIO & GAUGES

Electrical Accessories

## E. USB CHARGING ADAPTOR

Charge your cell phone, MP3 players and other hand-held devices while on the road. Compact Adaptor plugs into standard or accessory 12-volt power ports and provides a standard USB-style outlet that accepts many phone and music player power cords.

**69200357**

For use with Original Equipment or accessory 12V Auxiliary Power Port. Does not fit Electric Vehicles.

## F. EXTENDED USB CHARGING ADAPTER – 12V POWER PORT

Available in 36" length. Maximum output: 5V/1A.

**69201148** 36.0"

For use with Original Equipment or accessory 12V Auxiliary Power Port. Does not fit Electric Vehicles.

## G. 54-AMP HIGH OUTPUT CHARGING SYSTEM

The Harley-Davidson® High Output Charging System is engineered to provide 30% more power than the stock system at idle. With 54 amps of output at 4000 RPM, accessories will operate at their peak performance. This is a recommended installation anytime a multi-amp audio system is installed on the vehicle in order to achieve the full capability of your audio system. It is also recommended when installing heated seats, heated gear and other higher draw powered accessories.

Stock on select CVO™ Touring models, the complete kit includes high performance rotor, stator, voltage regulator and all gaskets and hardware required for installation.

**29900028A**

Fits '11-'16 Touring, '10-'16 CVO Touring and '09-'16 Trike models. Stock on '14-'16 FLHTKSE, FLHXSE and FLTRUSE.

## H. ELECTRICAL CONNECTION UPDATE KIT\*

**69201599A**

Fits '18-later Softail® models and '17-later Touring and Trike as a mid-bike connector (near the seat).

**69200722**

Fits '14-'16 Touring and Trike models.

**69201750**

Fits '18-later Softail models as a front-bike connector (near the handlebars).

**72673-11**

Fits '14-later XL, '12-'17 Dyna® and '11-'17 Softail models.

## I. SWITCHED CIRCUIT ADAPTER HARNESS\*

**70264-94A**

Fits '94-later Touring and Trike models. Required on '14-later Touring and Trike models when connecting multiple powered accessories using Electrical Connection Kit P/N 69200722, 71400129, or 69201599A.

**69201706**

Fits '18-later Softail models and '17-later Touring and Trike models. Required when connecting the CoolFlow™ Fan and another powered accessory using Electrical Connection Kit P/N 69201599A.

## J. ELECTRICAL ACCESSORY ADAPTER\*

**70270-04A**

Fits '07-later VRSC™, '04-'13 XL and XR, '04-'11 Dyna, '04-'10 Softail and '04-'13 Touring models. Also fits '14-later Touring and Trike when equipped with a third or fourth pair of Boom!™ Audio Stage II speakers.

## K. SAE 2-PIN TO USB ADAPTER

**69201149**

Fits H-D® 12V Battery Charging Harnesses. Does not fit Electric Vehicles.

**Also available:**

**SAE 2-PIN Y-HARNESS**

**69201150**

Fits H-D 12V Battery Charging Harnesses. Does not fit Electric Vehicles.

\*NOTE: It is possible to overload your motorcycle's charging system by adding too many electrical accessories. If your combined electrical accessories operating at any one time consume more electrical current than your vehicle's charging system can produce, the electrical consumption can discharge the battery and cause vehicle electrical system damage. Ask your dealer for advice about the amount of current consumed by additional electrical accessories.



E. USB CHARGING ADAPTOR




F. EXTENDED USB CHARGING ADAPTER – 12V POWER PORT




G. 54-AMP HIGH OUTPUT CHARGING SYSTEM



H. ELECTRICAL CONNECTION UPDATE KIT – (69201599A SHOWN)



I. SWITCHED CIRCUIT ADAPTER HARNESS



J. ELECTRICAL ACCESSORY ADAPTER



K. SAE 2-PIN TO USB ADAPTER



A. COMBINATION ANALOG SPEEDOMETER/TACHOMETER – 5" SPUN ALUMINUM DIAL



A. COMBINATION ANALOG SPEEDOMETER/TACHOMETER – 5" BLACK DIAL



B. DIGITAL SPEEDOMETER/ANALOG TACHOMETER – 4" SPUN ALUMINUM DIAL



# AUDIO & GAUGES 599

Speedometers/Tachometers

## COMBINATION SPEEDOMETER/TACHOMETER

Maintain the clean view over the handlebar. This unique Combination Speedometer/Tachometer allows you to monitor engine speed without adding handlebar-mounted gauges. The unit mounts in the stock dash opening and is a direct plug-in installation. The backlit gauges include a large LCD (liquid crystal display) information screen that displays odometer/trip meter data, miles-to-empty readings, an easy-to-read segmented fuel display, a gear position indicator, clock and on '20-later Road King models Traction Control, Rain Mode, Hill Hold and TPMS icons where available. This valuable information is available to the rider at a glance. The gauge features push-button adjustable backlighting with over 600 color tone options, allowing the rider to adjust pointer, LCD and backlighting colors to match any paint scheme or viewing preference.

NOTE: As a result of different Original Equipment capabilities, the following exceptions apply: Traction Control, Rain Mode, Hill Hold and TPMS functions are only available on '20-later Road King® models. Gear position not available on '04-'07 models, Fuel functions are not available on '04-'06 XL, '04-'08 Dyna®, '04-'07 Softail® and '04-'07 Road King® models. Gauges feature speedometer and tachometer pointers that sweep clockwise to provide a "gauge within a gauge" look. Kit includes a data transfer cable to easily upload initial mileage at time of installation.

## A. ANALOG SPEEDOMETER/TACHOMETER – 5"

Gauges feature speedometer and tachometer pointers that sweep clockwise to provide a "gauge within a gauge" look. Kit includes a data transfer cable to easily upload initial mileage at time of installation.

Fits '12-'17 Dyna, '11-'17 Softail (except '11-'12 FLSTSE) and '14-later FLHR, FLHRC and FLHRXS models with a 5.0" Speedometer.

**74774-11D** Spun Aluminum Dial, MPH.

**74775-11C** Spun Aluminum Dial, KPH.

**70900171C** Spun Aluminum Dial, MPH/KPH.

**74776-11D** Black Dial, MPH.

**74777-11C** Black Dial, KPH.

Fits '04-'11 Dyna, '04-'10 Softail (except FLSTSE) and '04-'13 Road King models (except '07-'08 FLHRSE) equipped with a 5" Speedometer.

**70900070B** Spun Aluminum Dial, MPH.

**70900071A** Spun Aluminum Dial, KPH.

**70900072A** Spun Aluminum Dial, MPH/KPH.

## B. DIGITAL SPEEDOMETER/ANALOG TACHOMETER – 4"

The digital speed reading can be easily toggled between MPH and KPH to simplify cross-border travel. Mileage re-statement resides in the vehicle ECM so initial mileage will be uploaded at the time of installation.

**70900475** Spun Aluminum Dial, MPH/KPH.

U.S. models. Fits '14-later XL, '12-'17 Dyna and '11-'17 Softail models equipped with 4" speedometer. XL models require separate purchase of Fuel Sensor Kit P/N 61200008A to make use of the fuel level and range function.

**70900100C** Spun Aluminum Dial, MPH/KPH.

Non-U.S. models. Fits '14-later XL, '12-'17 FXDB and FXDWG, '11-'17 FXCWC, FXS and FXSB models equipped with 4" speedometer. XL models require separate purchase of Fuel Sensor Kit P/N 61200008A to make use of the fuel level and range function.

**70900274** Spun Aluminum Dial, MPH/KPH.

Worldwide Models. Fits '04-'13 XL (except XR, XL50 and '04-'08 XL1200R), '04-'11 Dyna models with 4" speedometer and '08-'10 FXCW and FXCWC models. '07-'13 XL models require separate purchase of Fuel Sensor Kit P/N 61200008A to make use of the fuel level and range function. Does not fit XL883 models equipped with Screamin' Eagle® 1200cc Stage I Conversion Kit P/N 29784-07 and 30003-10.

**Also available:**

**FUEL LEVEL SENSOR KIT**

In-tank sending unit employs capacitive sensing technology to accurately monitor the fuel level and relays the information to the Speedo/Tach LCD display for at-a-glance viewing. Kit includes sending unit, wiring harness and all necessary installation hardware.

**61200008A**

Fits '07-later XL models equipped with Combination Digital Speedometer/Analog Tachometer P/N 70900274, 70900100C or 70900475.



# 600 AUDIO & GAUGES

Gear Indicator & Gauges

## C. SPUN ALUMINUM FACE SPEEDOMETER

Add a touch of luxury and style to your dash. First featured on the '04 Screamin' Eagle® Deuce™ and Electra Glide® motorcycles, these spun aluminum metal-faced gauges offer a rich contrast to a chrome console or black inner fairing surface. The gauges feature subtle Harley-Davidson® racing orange backlighting for a unique nighttime look. Mileage reinstatement is available through your Dealer.

Fits '04-'06 FXDWG, '06 FXD35, '07 FXDC and '04-'06 Softail® and Road King® models.

**67313-05A** 5" Speedometer – MPH.

**67315-05A** 5" Speedometer – KPH.



C. SPUN ALUMINUM FACE SPEEDOMETER



## D. DIGITAL GEAR INDICATOR

What gear am I in right now? Eliminate the guesswork with a Digital Gear Indicator. Conveniently located on the handlebar for line-of-sight viewing, the bright LED display is easy to read with a quick glance. When the clutch is out, the display indicates the current gear 1-6 or a large N when the transmission is in the neutral position. Easy to install, this plug and play Gear Indicator requires no wire splicing or complicated programming. A built-in photocell automatically adjusts the display for improved visibility in direct sunlight and dims the display at night to reduce distraction. Available in satin black finish. The complete kit includes a self-contained LED and control module, control housing, wiring harness and required mounting hardware. Switch housing can accept one additional auxiliary switch (sold separately).

**70900078** Satin Black.

Fits '07-'17 VRSC™ (except VRSCF), '07-'13 XL and XR, '07-'11 Dyna®, '07-'10 Softail and '07-'13 Touring models. '07-'08 XL1200 models require update calibration. Does not fit XL883 models equipped with Screamin' Eagle® 1200CC Stage I Conversion Kits P/N 29784-07 and 30003-10. Also, does not fit with Boom!™ Audio Cruiser Amp and Speaker Kits P/N 76262-08A, 76320-08A or 76321-09A.

## E. TACH KIT FOR SPORTSTER® MODELS

Upgrade your XL883 to dual instruments. The kit includes an electronic tachometer, wrinkle-black dual gauge mounting bracket and hardware required for installation. Tachometer graphics complement Original Equipment speedometer and brackets allow for installation of your stock indicator lights.

**67182-07**

Fits '07-'08 XL883, '07-'10 XL883L and '07 XL883R models. Stock on '07-'08 XL1200R models.



D. DIGITAL GEAR INDICATOR – SATIN BLACK



Model Family Fitment:

- V-ROD
- SPORTSTER
- DYNA
- SOFTAIL
- TOURING



E. TACH KIT FOR SPORTSTER MODELS



A. CUSTOM FACE GAUGES

# AUDIO & GAUGES 601

Fairing Mount Gauges

## A. CUSTOM FACE GAUGES

Add a rich, custom look to your dash. First featured on the '14-'15 CVO™ models, these chrome-accented gauges feature backlighting and large, easy-to-read numbers for at-a-glance viewing. Gauges are plug-in ready and require no additional splicing or re-wiring for installation. Mileage reinstatement is available through your Dealer.

Fits '14-later Electra Glide®, Road Glide®, Street Glide® and Ultra Limited models. Original Equipment on some CVO™ models.

**70900773B** Speedo/Tach Cluster – MPH.

**70900777B** Speedo/Tach Cluster – KPH.

**70900778B** Speedo/Tach Cluster – MPH/KPH.

**70900774** Fuel Gauge.

**70900775** Voltmeter.

## B. SPUN ALUMINUM FACE GAUGES

Add a touch of luxury and style to your dash. First featured on the '04 Screamin' Eagle® Deuce™ and Electra Glide models, these Spun Aluminum Face Gauges offer a rich contrast to a chrome console or black inner fairing surface. The gauges feature subtle Harley-Davidson® racing orange backlighting for a unique nighttime look. Mileage reinstatement is available through your Dealer.

**67516-08** 4" Speedometer – MPH.

Fits '08-'13 Electra Glide and Road Glide models equipped with 4" gauges.

**67516-04B** 4" Speedometer – MPH.

Fits '04-'13 Electra Glide and Road Glide models equipped with 4" gauges.

**74552-04A** Voltmeter.

Fits '04-'13 Electra Glide, Road Glide and Trike models.

**75113-04A** Fuel Gauge.

Fits '04-'07 Electra Glide and Road Glide models.

**75113-08** Fuel Gauge.

Fits '08-'13 Electra Glide and Road Glide models.

**74553-04A** Oil Pressure Gauge.

Fits '04-'13 Electra Glide, Road Glide and Trike models. FLHT and FLHTI models require purchase of additional service parts for installation. See your Dealer for details.

**74554-04** Air Temperature Gauge.

Fits '04-'13 Electra Glide, Road Glide and Trike models. FLHT and FLHTI models require purchase of additional service parts for installation. See your Dealer for details.

## C. TITANIUM FACE GAUGES

Add a rich, custom look to your dash. First featured on the '10 FLHTK Ultra Limited model, these black and icy cool titanium numbered gauges feature white backlighting and large, easy-to-read numbers for at-a-glance viewing. Gauges are plug-in ready and require no additional splicing or re-wiring for installation. Mileage reinstatement is available through your Dealer.

Fits '08-'13 Touring (except Road King®) and Trike models.

**74682-10** 4" Speedometer – MPH.

**74683-10** 4" Speedometer – KPH.

**74692-10** 4" Tachometer.

**74688-10** Fuel Gauge.

**74689-10** Air Temperature Gauge.

**74690-10** Oil Pressure Gauge.

**74691-10** Voltmeter.

**70900176** Oil Temperature – Fahrenheit.

Model Family Fitment:

- V-ROD
- SPORTSTER
- DYNA
- SOFTAIL
- TOURING



B. SPUN ALUMINUM FACE GAUGES



C. TITANIUM FACE GAUGES





# 602 AUDIO & GAUGES

Fairing Mount Gauges

## D. GAUGE VISOR RING

A touch of chrome makes all the difference. These easy-to-install trim rings feature an integrated eyebrow visor to shield the gauge face from the sun's glare. Self-adhesive backing for secure mount.

**74661-04** 5.0" Gauge.  
Fits '12-'16 FLD, '99-'08 FXDWG, '15-'17 FXDF, '99-'17 Softail® (except FLSTFSE, FLSTNSE, FXCW, FXCWC, FXS, FXSB, FXSBSE, FXSE, FXST-Aus, FXSTD and models equipped with Chrome Console P/N 67575-04), '18-later FLXL, FLDE, FLHC and FLHCS and '99-'07 Road King® models.



D. GAUGE VISOR RING – 5" GAUGE

## E. INSTRUMENT GAUGE BEZEL

A touch of chrome makes all the difference. These bezel covers take just seconds to install and add the beauty of chrome to your dash. Available to fit all the fairing-mount gauges, these easy-to-install, chrome-plated formed rings feature peel-and-stick adhesive backing for permanent installation.

**74541-00** 4.0" Gauge.  
Fits Speedometer and Tachometer Gauges on '00-later XL, '00-'13 Dyna® (except FLD and FXDWG), '13-'17 FXSB, FXSBSE and FXST-Aus and '00-'13 Electra Glide®, Street Glide®, Road Glide® and Trike Models (sold individually).



E. INSTRUMENT GAUGE BEZEL – 4" GAUGE

## F. OIL PRESSURE GAUGE KIT

Check your oil pressure at a glance with this oil-filled Pressure Gauge Kit, specifically designed to look good, fit right and perform properly on your Twin Cam-equipped motorcycle. The custom mounting brackets have been polished and chrome-plated to rigid Harley-Davidson standards and the gauge offers premium reliability. The kit includes all necessary hardware and mounting brackets for quick and clean installation.

**75133-99**  
Fits '99-'05 Dyna, '00-'17 Softail, '99-'13 FLHR and '99-'05 FLHT models. Does not fit with Billet Rocker Box Cover P/N 17658-03.



F. OIL PRESSURE GAUGE KIT

## G. LIQUID-FILLED OIL PRESSURE GAUGE

Contains special non-yellowing fluid that dampens the internal movement for improved gauge reliability. Incorporates corrosion-resistant stainless steel bezel and includes Harley-Davidson Bar & Shield graphics that match various late model instruments. Complete with chrome-plated steel fittings and O-rings for crankcase installation. New mounting design prevents damage from improper installation.

**75012-82D**  
Fits '82-'84 Shovelhead and '84-later Evolution® 1340-equipped models.



G. LIQUID-FILLED OIL PRESSURE GAUGE

## H. OIL TEMPERATURE GAUGE – FAIRING MOUNT

Keep a close eye on your engine's vital signs. This 2.0" diameter gauge monitors engine oil temperature to provide an early warning of conditions that may require attention. The gauge face is styled to complement Original Equipment fairing mount gauges. Complete kit includes gauge, installation hardware and wiring harness.

Fits '99-'13 FLHT, FLHTC, FLHTCU, FLHX, FLTR and Trike models. Does not fit '09-later CVO™ models.

**1. 70900284** Silver Face – Fahrenheit.

**2. 70900283** Black Face – Fahrenheit.

Fits '08-'13 Touring models (except Road King) and Trike models.

**3. 70900176** Titanium Face – Fahrenheit.



H. OIL TEMPERATURE GAUGE – FAIRING MOUNT

### Model Family Fitment:

- V-ROD
- SPORTSTER
- DYNA
- SOFTAIL
- TOURING

# AUDIO & GAUGES 603

Fuel Caps

## A. FLUSH-MOUNT FUEL CAPS

Emphasize the long and lean look of the fuel tank. This Flush-Mount Fuel Cap Kit offers a pop-up filler design that replaces the Original Equipment twist-on fuel cap. A simple push and the fuel filler cap pops up to provide ample grip, even while wearing gloves. Easy to install, the cap assembly screws into position and the self-adhesive decorative ring finishes the look. Complete kit includes screw-in mount, pop-up cap and matching trim ring.

Fits '18-later FXBB, FXBBS, FXBR, FXBRS and FXST models.

**61100133** Chrome.

**61100134** Gloss Black.

Fits '18-later FXFB and FXFBS models.

**61100136** Gloss Black.

Fits '19-'20 FXDRS models.

**61100158** Gloss Black.

Fits '98-later XL models equipped with 3.3 gal (12.5 L) fuel tank.

**63133-10B** Chrome.

**63134-10B** Gloss Black.

Fits '98-later XL models equipped with 2.1 gal (7.9 L) or 4.5 gal (17.0 L) fuel tank. Does not fit '04-'10 XL1200C models.

**63139-10B** Chrome.

**63140-10B** Gloss Black.

Fits '21-later FLHXS, FLTRXS and FLTRXSE and '22-later FLHXST and FLTRXST models. Also Fits '11-'17 FLSTNSE, FXS, FXSB, FXSBSE and FXSE models.

**61100006B** Chrome.

**61100007B** Gloss Black.

## B. FLUSH-MOUNT FUEL CAP AND LEFT SIDE TANK CAP KIT

Emphasize the long and lean look of the fuel tank. This Flush-Mount Fuel Cap and Left Side Tank Cap Kit offers a pop-up filler design that when installed and sealed looks identical to the flush mount cap.

Fits '18-later FLDE, FLFB, FLFBS, FLHC, FLHCS, FLFB, FLSL, FXLR, FXLRS and FXLRST models.

**61100131** Chrome.

**61100132** Gloss Black.

## C. CUSTOM FUEL CAP AND LEFT SIDE FUEL TANK CAP – SKULL

Add a little attitude to your ride. Styled to complement Harley-Davidson® Skull accessory items, the menacing raised skull with black-filled eyes features a rich finish and a styled shape that is easy to grip, even while wearing gloves.

Fits '92-later XL, '92-'17 Dyna® (except '04-later FXD and FXDX, '05-'06 FXDC and '07 FXDSE), '00-later Softail®, (except '18-later FXFB and FXFBS, FXSTD and '07-'08 FXSTSSE), '94-later Road King® and '15-later Freewheeler® models. Does not fit models equipped with Original Equipment locking or tethered fuel caps. Use on '13-'14 FXSBSE requires removal of stock flush mount trim ring.

**61100103A** Fuel Cap – Gloss Black.

**61100125A** Fuel Cap – Chrome.

Fits '18-'21 Softail models (except FXBB, FXBBS, FXBR, FXBRS, FXDRS, FXFB and FXFBS).

**57300216** Left Trim – Black.

**57300149** Left Trim – Chrome

## D. BAR & SHIELD LOGO SELF-LOCKING FUEL CAP

Functional and stylish, these polished, chrome-plated caps feature a convenient self-locking mechanism and a stamped Harley-Davidson Bar & Shield logo on the key hole cover. Maintains the same features as the Original Equipment fuel cap. The kits come complete with two keys.

Fits '92-later XL, '92-'17 Dyna (except '04-later FXD and FXDX, '05-'06 FXDC and '07 FXDSE), '00-later Softail, (except FXSTD and FXSTSSE) '94-later Road King, '21-later FLHXS and FLTRXS, '22-later FLHXST and FLTRXST and '15-later Freewheeler models. Does not fit models equipped with Original Equipment locking or tethered fuel caps. Use on '13-'14 FXSBSE, '21-later FLHXSE and FLTRXSE requires removal of stock flush mount trim ring.

**61100117A** Gloss Black.

**61100129A** Chrome.



A. FLUSH-MOUNT FUEL CAP – CHROME



A. FLUSH-MOUNT FUEL CAP – BLACK



B. FLUSH-MOUNT FUEL CAP AND LEFT SIDE TANK CAP KIT – CHROME



C. CUSTOM FUEL CAP AND LEFT SIDE FUEL TANK CAP – SKULL, GLOSS BLACK



C. CUSTOM FUEL CAP AND LEFT SIDE FUEL TANK CAP – SKULL, CHROME



D. BAR & SHIELD LOGO SELF-LOCKING FUEL CAP – GLOSS BLACK



D. BAR & SHIELD LOGO SELF-LOCKING FUEL CAP – CHROME









# 604 AUDIO & GAUGES

## Fuel Caps & Gauge

### E. CUSTOM FUEL CAPS

Add a custom touch to your tank. Styled to reflect your attitude, these elegantly constructed fuel caps are the perfect match for your ride. The fuel cap is easy to install and features a ratcheting design to ensure that the design faces the correct direction.

Fits '92-later XL, '92-'17 Dyna® (except '04-later FXD and FXDX, '05-'06 FXDC and '07 FXDSE), '00-later Softail®, (except FXSTD and FXSTSSE) '94-later Road King®, '21-later FLHXS and FLTRXS, '22-later FLHXST and FLTRXST and '15-later Freewheeler® models. Does not fit models equipped with Original Equipment locking or tethered fuel caps. Use on '13-'14 FXSBSE, '21-later FLHXSE and FLTRXSE requires removal of stock flush mount trim ring.





	<b>61100107A</b> Dominion™ Black.
	<b>61100106</b> Dominion Bronze.
	<b>61100093B</b> Gloss Black.
	<b>61100076</b> Brass Collection.
	<b>61100126A</b> Diamond Black.
	<b>61100180</b> Machine Cut.

Also available:

### LEFT SIDE FUEL TANK CAPS

Styled to match the custom right-side fuel cap, this left-side decorative tank cap proudly completes your custom look. The easy-to-install cap replaces the Original Equipment trim, and provides the rider with a symmetrical view over the tank.

Fits '18-'21 Softail models (except FXBB, FXBBS, FXBR, FXBRS, FXDRS, FXFB and FXFBS).

	<b>57300186</b> Dominion Black.
	<b>57300185</b> Dominion Bronze.
	<b>57300236</b> Gloss Black.
	<b>57300165</b> Brass Collection.
	<b>57300151</b> Diamond Black.



E. CUSTOM LEFT & RIGHT FUEL CAPS – DOMINION BLACK



E. CUSTOM FUEL CAP – DOMINION BRONZE



E. CUSTOM FUEL CAP – GLOSS BLACK







E. CUSTOM FUEL CAP – BRASS COLLECTION



E. CUSTOM FUEL CAP – DIAMOND BLACK

Model Family Fitment:

	V-ROD		SPORTSTER		DYNA
	SOFTAIL		TOURING		





# AUDIO & GAUGES 605

## Fuel Caps & Gauges

### A. LED FUEL GAUGES\*

This low-profile fuel gauge replaces the analog readout with bright LED lamps. The six edge-mounted LED lamps glow blue when the tank is full and extinguish one by one as fuel is consumed. Plug-in installation without splicing. Photocell automatically adjusts LED brightness for improved visibility in direct sunlight and dims at night to avoid distraction.

Fits '09-'17 Dyna® (except FXD), '08-'17 Softail® (except FLSTNSE, FXCW, FXCWC, FXS, FXSB, FXSBSE and FXSE), '08-'17 Road King® and '15-'17 Freewheeler® models.

	<b>75098-08A</b> Chrome Skull.
	<b>70900781</b> Black Skull.
	<b>75358-10A</b> Diamond Black.
	<b>70900709</b> Brass.

Fits '04-'08 FXD35, FXDB, FXDF, FXDL and FXDWG, '07-'08 FXDC, '04-'07 Softail, '01-'03 EFI Softail (except FXSTD/I), '03-'07 Road King and '01-'02 EFI Road King models.

**75357-10A** Diamond Black.

\*Some local regulations prohibit using colored lights during vehicle operation on public streets. May not conform to local lighting regulations.

### B. FLUSH-MOUNT FUEL CAP AND GAUGE KIT\*

Emphasize the long and lean look of the fuel tank. This Flush-Mount Fuel Cap and Gauge Kit offers a pop-up filler design that when installed and sealed looks identical to the flush gauge. A simple push and the fuel filler cap pops up to provide ample grip, even while wearing gloves. The flush fuel gauge features individual LED lamps that shine through a mirror-coated glass that glows when the ignition is switched on. A photocell automatically adjusts LED brightness for improved visibility in direct sunlight and dims at night to avoid distraction. Complete kit includes fuel cap, fuel gauge, trim ring and plug-in wiring harness.

Fits '09-'17 Dyna models (except FXD).

**75327-09D** Gloss Black.

Fits '04-'08 FXD35, FXDB, FXDL and FXDWG and '07-'08 FXDC and FXDF models.

**62910-06D** Chrome.

Fits '08-'17 Softail (except FLSTNSE, FXCW, FXCWC, FXS, FXSB, FXSBSE and FXSE), '08-'19 Road King and '15-'19 Freewheeler models.

**62823-08D** Chrome.

**75027-08D** Gloss Black.

Fits '04-'06 carbureted and '01-'07 fuel injected Softail models (except FXSTD/I).

**62818-06G** Chrome.

**75014-06D** Gloss Black.

Fits '04-'07 Road King models.

**62823-06D** Chrome.

\*Some local regulations prohibit using colored lights during vehicle operation on public streets. May not conform to local lighting regulations.



A. LED FUEL GAUGE – CHROME SKULL



A. LED FUEL GAUGE – BLACK SKULL



A. LED FUEL GAUGE – DIAMOND BLACK



A. LED FUEL GAUGE – BRASS








B. FLUSH-MOUNT FUEL CAP AND GAUGE KIT – CHROME



B. FLUSH-MOUNT FUEL CAP AND GAUGE KIT – GLOSS BLACK

Model Family Fitment:

	V-ROD		SPORTSTER		DYNA
	SOFTAIL		TOURING		



# 606 AUDIO & GAUGES

Medallions & Handlebar Gauges

## C. FUEL CAP MEDALLIONS

Top off your Original Equipment fuel cap. Adhesive backing for easy installation.

Fits '83-later models (except VRSC™, XG, XL1200V, FXD, FXDX, FXR with plastic fuel cap, FLSTNSE, FXS, FXSB, FXSBSE, FXST-Aus, '18-later FXBB, FXBBS, FXDRS, FXFB, FXFBS, Electra Glide®, Road Glide®, Tour Glide™, Tri Glide®, '15-later XL883N, '04-'10 XL1200L and XL1200C, '08-later XR, '05-'06 FXDC and all fuel caps with gauges or locks).

<b>14101220</b>	Ride Free.
<b>99688-10</b>	Dark Custom.
<b>99670-04</b>	Willie G Skull.
<b>99539-97</b>	H-D Motor Co.
<b>99020-90T</b>	Live to Ride.
<b>99669-04</b>	Willie G Skull.

Fits '04-'10 XL883C, XL1200C and XL1200L models.



C. FUEL CAP MEDALLION – RIDE FREE



C. FUEL CAP MEDALLION – DARK CUSTOM LOGO



C. FUEL CAP MEDALLIONS – WILLIE G SKULL



C. FUEL CAP MEDALLION – H-D MOTOR CO.



C. FUEL CAP MEDALLION – GOLD LIVE TO RIDE



D. HANDLEBAR CLOCK – 1.5" BLACK CHROME



E. HANDLEBAR THERMOMETER – 1.5" BLACK



F. HANDLEBAR MOUNT CLAMP – CHROME

## D. HANDLEBAR CLOCK

Arrive on time without looking at your watch. These large diameter battery-powered analog clocks are easy to read at a glance and are available in your choice of chrome or black finish to complement your styling direction. Designed to mount to the clutch lever bracket, the waterproof clock is powered by a self-contained replaceable battery that makes installation a breeze. Kit includes clutch lever mounting bracket, but if you need to mount the clock on another area of the handlebar, select from the available Handlebar Clock Mount Clamps (sold separately).

Fits all models (except '15-later XG). Models equipped with reverse switch or Auxiliary Accessory Switch Housing Kits will require separate purchase of appropriate Handlebar Clock Mount Clamp.

<b>75041-03</b>	1.5" Black/Chrome.
<b>75042-03</b>	1.5" Silver/Chrome.

## E. HANDLEBAR THERMOMETER

Designed to mount to the Brake Master Cylinder Clamp, this polished stainless steel temperature gauge will keep you in touch with the outside air temperature. Styled to match the Original Equipment gauge design and the Clutch Lever Bracket Clamp Clock, the thermometer is available with black or silver face. This waterproof gauge is simple to install. Kit includes clutch lever mounting bracket, but if you need to mount the clock on another area of the handlebar, select from the available Handlebar Clock Mount Clamps (sold separately).

Fits all models (except '15-later XG). Not for use with Auxiliary Accessory Switch Housing Kits.

<b>75102-04</b>	1.5" Black, Fahrenheit.
<b>75108-06</b>	1.5" Black, Celsius.

## F. HANDLEBAR MOUNT CLAMP

Position your Handlebar Clock or Temperature Gauge for quick and comfortable viewing. Custom hinged clamp firmly grips the handlebar and locks the clock or temperature gauge into position. Easy to install at your choice of location along the bar, this clamp provides an alternative mounting position if the handlebar control clamp bracket is occupied by other accessories like zōmo® GPS Navigator, Boom!™ Audio Cruiser Amp & Speaker Kit, Gear Indicators or Auxiliary Switch Housings.

Fits all models with 1" handlebars.

<b>10800055</b>	1.0" Chrome.
<b>10800057</b>	1.0" Black.

Fits all models with 1.25" handlebars.

<b>10800056</b>	1.25" Chrome.
<b>10800058</b>	1.25" Black.

### Model Family Fitment:

	V-ROD		SPORTSTER		DYNA
	SOFTAIL		TOURING		

# AUDIO & GAUGES 607

Color-Matched Accessories

## BOOM!™ AUDIO SADDLEBAG SPEAKER LIDS & FAIRING LOWER SPEAKER HOUSINGS

### SADDLEBAG AND FAIRING LOWER SPEAKER HOUSINGS\*

Custom Color-Matched covers are shaped to accommodate Boom!™ Audio Saddlebag Lid and Fairing Lower Speakers. Speaker openings are formed to angle the speakers and direct the sound forward toward the rider and passenger. Installation reuses Original Equipment hinges, locks and mounting hardware.

### SADDLEBAG LID SPEAKERS – Available to fit:

Fits '14-later Touring (except Road King) models equipped Harley-Davidson® Audio powered by Rockford Fosgate® or Boom!® Audio Saddlebag Speakers.

### FAIRING LOWER SPEAKER BOXES – Available to fit:

Fits '14-later Touring (except Road King and CVO™) models equipped with vented fairing lowers and Boom! Audio Fairing Lower Speaker Kit P/N 76000487 or 76000353. Does not fit models with Twin-Cooled™ engines.

Solid Color	Boom! Saddlebag Lid–Left Fits '14-later models	Boom! Saddlebag Lid–Right Fits '14-later models	Boom! Fairing Lower Speaker Box Fits '14-later models
	P/N	P/N	P/N
Primer/Paintable	90201109	90201108	57100233
Barracuda Silver	90200827EKR	90200826EKR	76000497EKR
Barracuda Silver Denim	90200827ENR	90200826ENR	76000497ENR
Billiard Blue	90200827EKP	90200826EKP	76000497EKP
Billiard Burgundy	90200827ENZ	90200826ENZ	76000497ENZ
Billiard Red	90200827ENX	90200826ENX	76000497ENX
Billiard Teal	90200827ESK	90200826ESK	76000497ESK
Black Denim	90200827BYM	90200826BYM	76000497BYM
Black Jack Metallic	90200827ESC	90200826ESC	76000497ESC
Black Tempest	90200827EEV	90200826EEV	76000497EEV
Black with Royal Black	90200827ERG	90200826ERG	–
Blue Max	90200827ELE	90200826ELE	76000497ELE
Bonneville Salt Denim	90200827EFW	90200826EFW	76000497EFW
Bonneville Salt Pearl	90200827EFU	90200826EFU	76000497EFU
Bronze Armor	90200827ERI	90200826ERI	–
Charcoal Denim	90200827DZN	90200826DZN	–
Deadwood Green	90200827ESU	90200826ESU	76000497ESU
Deadwood Green Denim	–	–	76000497ESW
Electric Blue	90200827EFM	90200826EFM	76000497EFM
Gunship Gray	90200827EGZ	90200826EGZ	76000497EGZ
Gauntlet Gray Metallic	90200827ESH	90200826ESH	76000497ESH
Hot Rod Red Flake-Solid (HCC)	90200827ECN	90200826ECN	–
Industrial Gray	90200827EEZ	90200826EEZ	76000497EEZ
Industrial Gray Denim	90200827EFC	90200826EFC	76000497EFC
Kinetic Green	90200827ELD	90200826ELD	76000497ELD
Laguna Orange	90200827ECL	90200826ECL	–
Legend Blue Denim	90200827EEL	90200826EEL	–
Legend Blue	90200827EEN	90200826EEN	76000497EEN
Midnight Blue	90200827EKA	90200826EKA	76000497EKA
Midnight Crimson	90200827ESN	90200826ESN	76000497ESN
Mineral Green Metallic	90200827EVG	90200826EVG	–
Performance Orange	90200827EOE	90200826EOE	–
Redline Red	90200827EUZ	90200826EUZ	76000497EUZ
Reef Blue	90200827EVA	90200826EVA	76000497EVA
River Rock Gray	90200827ENT	90200826ENT	76000497ENT
River Rock Gray Denim	90200827ENV	90200826ENV	76000497ENV
Scorched Orange	90200827ELG	90200826ELG	76000497ELG
Silver Flux	90200827ELI	90200826ELI	76000497ELI
Silver Pine	90200827EOR	90200826EOR	–
Snake Venom	90200827ETF	90200826ETF	76000497ETF
Spruce	90200827EOG	90200826EOG	76000497EOG
Stiletto Red	90200827EOW	90200826EOW	76000497EOW
Stone Washed White Pearl	90200827EOB	90200826EOB	76000497EOB
Superior Blue	90200827DWC	90200826DWC	76000497DWC
Tahitian Teal	90200827EOX	90200826EOX	76000497EOX
Twisted Cherry	90200827EFH	90200826EFH	76000497EFH
Velocity Red Sunglo	90200827DZT	90200826DZT	–
Vivid Black	90200827DH	90200826DH	76000497DH
White Sand Pearl	90200827EVD	90200826EVD	76000497EVD
Wicked Red	90200827EFF	90200826EFF	76000497EFF
Wicked Red Denim	90200827EKG	90200826EKG	76000497EKG
Zephyr Blue	90200827EPB	90200826EPB	76000497EPB
<b>CVO™ Primary Color</b>			
Auburn Sunglo with Black Hole/Rich Bourbon	90201906EHT	90201907EHT	
Black Earth	90200827EGS	90200826EGS	
Charcoal Slate	90200827BYZ	90200826BYZ	
Dantes Black (CVO)	90200827EWC	90200826EWC	
Hightail Yellow Pearl (CVO)	90200827ETY	90200826ETY	
Magnetic Gray with Wineberry/Red Pepper	90201906EHX	90201907EHX	
Magnetic Gray	90200827EHU	90200826EHU	
Moonlight Blue	90200827EMA	90200826EMA	
Sand Dune	90200827ELV	90200826ELV	
Smoky Gray	90200827ELX	90200826ELX	
Wicked Orange Pearl (CVO)	90200827ETX	90200826ETX	

\*NOTE: This product is a Paint to Order accessory. Please allow for an average of 5 weeks' delivery for this item.



## LIGHTING

See and be seen. With Harley-Davidson Genuine Motor Parts and Accessories headlamps, brake lights and auxiliary lighting, you get improved visibility in front of you and more attention from all around you.





# 610 LIGHTING

LED Decorative Lighting

## A. SPECTRA GLO™ LED LIGHTING CONTROLLER KIT\*

Nothing draws attention at the curb like a well-lighted bike. Whether you are looking for a rich neon glow or a pulsing crowd pleaser, the Harley-Davidson® Spectra Glo™ Lighting System brings ultra-bright LED lighting to your ride. The Spectra Glo System utilizes RGB LED technology to produce over 500 shades of brilliant color, all controllable with a waterproof handheld wireless fob. Simply use one button to select one of the 7 base colors, and then dial in the shade you desire. You can choose to match the color of your bike, or add a contrasting tone from the wide spectrum of colors. Once you select a color, you can choose between solid, flash or fade modes with a tap of the remote control.

At the core of the Spectra Glo system is the Lighting Controller. The compact waterproof controller box is hidden beneath the seat, and is activated with the included wireless remote fob. The Lighting Controller is the hub for all the added Spectra Glo light options, and syncs the color and mode selection between all the LEDs. Designed specifically for Harley-Davidson motorcycles, the controller will not interfere with the bike's electronics. The low draw LED lamps have a one-hour auto-shutoff feature to preserve the battery. Kit includes Controller, Remote Control Fob with battery and plug-in wiring harness.

**68000218**  
Required for use with Spectra Glo components. '18-later Softail® and '17-later Touring models require purchase of Vehicle Connection Kit P/N 69201526. All other vehicles require purchase of Vehicle Connection Kit P/N 69201636.

## B. SPECTRA GLO™ LED FAIRING VENT LIGHT\*

Spectra Glo™ Fairing Vent Light fills the Batwing Split Stream Fairing Vent with a subtle glow. The 12-LED array mounts behind the fairing vent trim for a diffused look. The low-profile lamp array does not block airflow and does not interfere with the vent function. Kit includes LED array, mounting template, installation hardware and wiring harness.

**68000194**  
Fits '14-'19 Electra Glide®, Street Glide®, Ultra Limited, and Tri Glide® models. Requires separate purchase of Spectra Glo™ LED Lighting Controller Kit P/N 68000218.



A. SPECTRA GLO LED LIGHTING CONTROLLER KIT – FOB



SPECTRA GLO LIGHTING  
(RED SETTING SHOWN)



SPECTRA GLO LIGHTING  
(GREEN SETTING SHOWN)



B. SPECTRA GLO LED FAIRING VENT LIGHT  
(RED SETTING SHOWN)



B. SPECTRA GLO LED FAIRING VENT LIGHT  
(BLUE SETTING SHOWN)

\*NOTE: Some local regulations prohibit using colored or indirect lighting during vehicle operation on public streets. Check local regulations before installation.

### Model Family Fitment:

- V-ROD
- SPORTSTER
- DYNA
- SOFTAIL
- TOURING



C. SPECTRA GLO LED LIGHT POD KIT  
(RED SETTING SHOWN)



C. SPECTRA GLO LED LIGHT POD KIT  
(BLUE SETTING SHOWN)



C. SPECTRA GLO LED LIGHT POD KIT –  
6-LAMP STARTER KIT



C. SPECTRA GLO LED LIGHT POD KIT  
(GREEN SETTING SHOWN)



C. SPECTRA GLO LED LIGHT POD KIT  
(ORANGE SETTING SHOWN)



C. SPECTRA GLO LED LIGHT POD KIT –  
4-LAMP EXPANSION KIT

# LIGHTING 611

LED Decorative Lighting

## C. SPECTRA GLO™ LED LIGHT POD KIT\*

Light Pods allow you to install general lighting almost anywhere on the bike. Ground-facing pod placement provides a neon-like pool of light on the pavement, and pods hidden below the tank or behind covers reflect into chrome surfaces to double the splash of color. These compact flexible pods feature connectors that allow the lights to be chained together in longer strips or placed individually and connected by jumper wires. Each pod features 3 individual RGB LEDs, and includes a tough adhesive backing for easy placement. Begin the installation with the 6-Lamp Starter Kit, and add on with one or more 4-Lamp Expansion Kits. Starter Kit includes 6 light pods, 4 – 3" jumpers, 1 – 8" jumper and 1 – 24" jumper. Expansion Kit includes 4 light pods, 3 – 3" jumpers, and 1 – 8" jumper.

**68000213** 6-Lamp Starter Kit.  
Fits all models. (except RA1250, RA1250S and RH1250). Requires separate purchase of Controller P/N 68000218. Additional alternate length harnesses are available (sold separately).

**68000214** 4-Lamp Expansion Kit.  
Fits all models equipped with an Spectra Glo™ Light Pod Kit. Additional alternate length harnesses are available (sold separately).

**Also available:** (not shown)  
**SPECTRA GLO WIRE HARNESS KIT**  
Required for installation of Spectra Glo Lighting System on specified models.

**69201636**  
Required for installation of Spectra Glo Lighting System on all models (except '17-later Touring® and Trike, '18-later Softail®, '20-later LiveWire® and all Revolution® Max models.)

**Also available:** (not shown)  
**SPECTRA GLO LIGHTING WIRING JUMPERS**  
These wiring harnesses are custom made for easy plug-and-play installation of Spectra Glo Light Pods. Plan your installation, and select the matching harness lengths to allow placement of light pods throughout the vehicle. No cutting or splicing is required.

- Works with Spectra Glo Light Pod Base and Expansion Kits.
- 69201525** 3" Jumper Harness.
  - 69201529** 8" Jumper Harness.
  - 69201530** 24" Jumper Harness.
  - 69201595** 24" Jumper with Grommet.
  - 69201625** 48" Jumper Harness.
  - 69201594** Y-Harness.

\*NOTE: Some local regulations prohibit using colored or indirect lighting during vehicle operation on public streets. Check local regulations before installation.

### Model Family Fitment:

- V-ROD
- SPORTSTER
- DYNA
- SOFTAIL
- TOURING



# 612 LIGHTING

LED Decorative Lighting

## A. ELECTRA GLO™ ILLUMINATED FAIRING ACCENT TRIM

Sweeping trim dresses the Electra Glide® Batwing Fairing for a distinctive, yet functional look. The contour-hugging spear and smoked lenses hide LED lamps that glow white as running lamps when the ignition is on and function as auxiliary amber sequential directional indicators when the turn signals are activated. The wiring is concealed inside the fairing for a clean, custom appearance. Complete kit includes mounting template and all necessary installation hardware. Trim may cover pinstripes or two-tone paint lines on some vehicles. Check appearance prior to installation.

Fits '14-later Electra Glide®, Street Glide®, Ultra Limited, and Tri Glide® models. Fitment on vehicles with two-tone paint, pinstriped, or CVO™ models is not recommended due to the potential for the accent lights to overlap pinstripes or paint lines.

**68000191A** Gloss Black .

**68000190A** Chrome.

## B. ELECTRA GLO™ FAIRING EDGE LIGHT KIT

Amplify your ride. The Electra Glo™ Fairing Edge Light kit adds forward-facing white LED accent lights to the front profile of your bike. Formed to follow the contour of the batwing fairing, the slim strip of lamps adds a strong visual element to the iconic shape of the Electra Glide model. The electrifying appearance adds conspicuity to get you noticed and the smoked housing conceals the lights and blends into the background when switched off. Simple "plug in" connections with no cutting or splicing of wires required.

**68000104**

Fits '14-later Electra Glide, Street Glide, Ultra Limited and Tri Glide models. Separate purchase of Power Extension Harness P/N 69200921 is required if installed with Hidden AM/FM/WB Antenna P/N 76000513 or Electra Glo Light Rings.

## C. ELECTRA GLO ILLUMINATED WINDSHIELD TRIM

Smoked lenses hide bands of amber LED lamps that glow as running lamps when the ignition is on, and the two outer clusters function as auxiliary directional indicators when the turn signals are activated. The wiring is concealed inside the fairing for a clean, custom appearance. Complete kit includes all necessary mounting hardware.

Fits '14-later Electra Glide, Street Glide, Ultra Limited and Tri Glide models. Installation on CVO models requires removal of current windshield trim. Not for use with Three-Pocket Fairing Pouch P/N 93300054B.

**57000394A** Chrome.

**57000395A** Gloss Black.



A. ELECTRA GLO ILLUMINATED FAIRING ACCENT TRIM – RUNNING LIGHT



A. ELECTRA GLO ILLUMINATED FAIRING ACCENT TRIM – TURN SIGNAL



B. ELECTRA GLO FAIRING EDGE LIGHT KIT



C. ELECTRA GLO ILLUMINATED WINDSHIELD TRIM

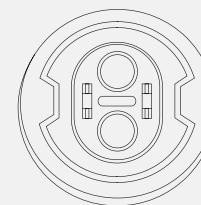
### Model Family Fitment:

- V-ROD
- SPORTSTER
- DYNA
- SOFTAIL
- TOURING

# LIGHTING 613

## DAYMAKER® LED LIGHTING

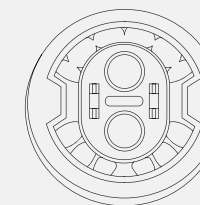
Daymaker® LED Projector Headlamps were developed to provide light where you need it most. With a combination of superior nighttime performance and modern signature styling, these brilliant LED headlamps push out a bright-white beam that lights up the surroundings and draws the attention of oncoming traffic. The long-life, solid-state LED headlamps are housed in sealed shock and vibration-resistant lamp assemblies that mount into the existing light housing. Installation is simple, and the plug-in headlamps require no rewiring.



### 7" DAYMAKER PROJECTOR LED HEADLAMP

Offering best-in-class punch of light, these headlamps illuminate the road in front of you, yet are directed slightly downward to avoid blinding oncoming drivers, making them perfect for highway riding situations.

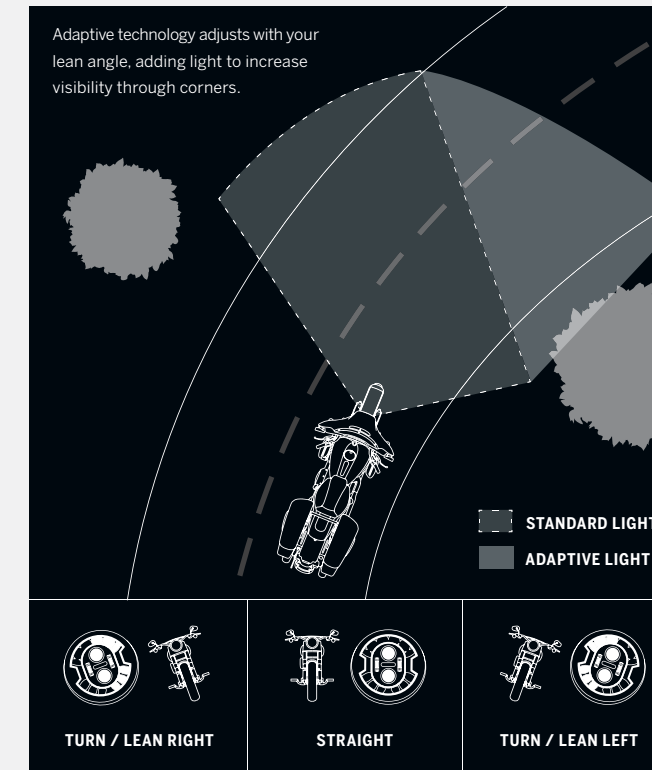
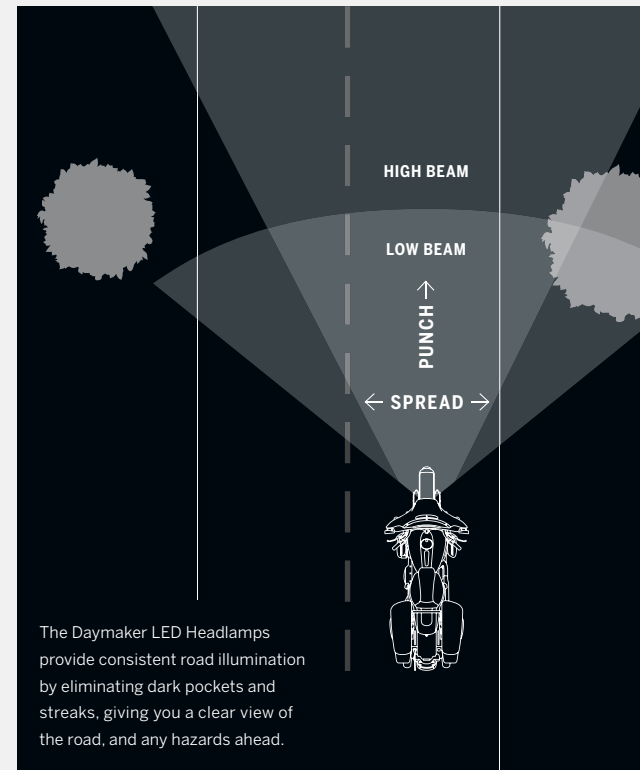
- Extensive engineering and testing to ensure the road in front of you is equally lit
- No dark spots or streaks in light illumination
- Plug and play headlamps can be installed easily



### 7" DAYMAKER ADAPTIVE LED HEADLAMP

Delivering the right amount of usable light exactly where you need it most – you will see ditch to ditch, and down the road with lean angle controlled bank lighting for improved line of sight through corners.

- Includes all features and benefits of the 7" Daymaker Projector LED Headlamp
- Automatically projects light into corners to illuminate areas of previously unlit road
- Patented sensors and electronics determine lean angle of the motorcycle
- Adaptive technology works in both low beam and high beam



### LUMENS VS LUX

Lumen is a unit of light, while Lux is a unit of light measurement where the area is also taken into account. The number of Lumens is not the only factor when choosing a headlamp, but also the usable light, or Lux. The Daymaker LED Headlamps have been perfected to utilize both Lumens and Lux, giving you the best visibility of the road.



# 614 LIGHTING

Headlamps – LED

## A. 7" DAYMAKER® ADAPTIVE LED HEADLAMP

The Daymaker® Adaptive Headlamp combines the best in headlight performance with the ultimate in modern styling. The projector-style LED offers best-in-class punch and spread with a pure white light that feels like riding during the day. Best yet, this headlamp features 12 LED spot lights that activate based on the lean of the bike and deliver curb-to-curb lighting that illuminates areas of the road unlit by traditional LED headlamps. Easy to install and extremely durable, the Daymaker Adaptive Headlamp provides functional perfection and exquisite styling all in one. DOT and ECE compliant for all markets.

Fits '12-'16 FLD, '04-'17 FLS, FLSS, FLSTC, FLSTF, FLSTFB, FLSTFBS and FLSTN, '18-later FLDE, FLSL, FLFB, FLFBS, FLHC, FLHCS and FLSB, and '09-later Touring models (except '14 FLHRSE, Road Glide® and Trike models). '12-'16 FLD, '04-'17 Softail® models equipped with Freight Train Headlamp Nacelle Kit and '09-'13 Touring models require separate purchase of Headlamp Mounting Ring P/N 67700439 and Jumper Harness P/N 69201070. '14-'20 FLHR (except '14 FLHRSE), FLHRC, FLHRXS and FLHXST models require separate purchase of Wiring Harness 69202452.

**67700426A** Chrome.

**67700427A** Black.

Shown with:

## 4" DAYMAKER PROJECTOR LED AUXILIARY LAMPS

Auxiliary lamps feature D-shaped lenses that focus the light in a pool to the front and sides of the motorcycle and provide a matching appearance to the LED headlamps. The LED Auxiliary Lamps are DOT and ECE compliant.

Fits models with 4" round auxiliary forward lighting. '04-earlier models with auxiliary lamps equipped with spade connectors require separate purchase of Adapter Harness P/N 68355-05 (Qty 2).

**68000172** Chrome.

**68000173** Gloss Black.

## B. 7" DAYMAKER PROJECTOR LED HEADLAMP

The 7" Daymaker LED headlamp features a single top-mount low-beam projector lens, a large bottom-mount high-beam projector lens and 2 D-shaped fill-light lenses. The LED lamps include a subtle rear-lit Bar & Shield logo that glows when the ignition is in the accessory switch position. The LED lamps are DOT and ECE compliant for all markets.

Fits '12-'16 FLD, '04-'17 FLS, FLSS, FLSTC, FLSTF, FLSTFB, FLSTFBS and FLSTN, '18-later FLDE, FLSL, FLFB, FLFBS, FLHC, FLHCS and FLSB, and '09-later Touring and Trike models (except '14 FLHRSE and Road Glide). '12-'16 FLD, '04-'17 Softail models equipped with Freight Train Headlamp Nacelle Kit and '09-'13 Touring models require separate purchase of Headlamp Mounting Ring P/N 67700439 and Jumper Harness P/N 69201070. '14-'20 FLHR (except '14 FLHRSE), FLHRC, FLHRXS, FLHXST and '20-later FLRT (DOM) models require separate purchase of Wiring Harness P/N 69202452.

**67700433A** Chrome.

**67700430A** Black.



A. 7" DAYMAKER ADAPTIVE LED HEADLAMP – BLACK



A. 7" DAYMAKER ADAPTIVE LED HEADLAMP – CHROME



B. 7" DAYMAKER PROJECTOR LED HEADLAMP – BLACK



B. 7" DAYMAKER PROJECTOR LED HEADLAMP – CHROME



C. 5-3/4" DAYMAKER PROJECTOR LED HEADLAMP



C. 5-3/4" DAYMAKER PROJECTOR LED HEADLAMP – CHROME



C. 5-3/4" DAYMAKER PROJECTOR LED HEADLAMP – BLACK



C. 5-3/4" DAYMAKER PROJECTOR LED HEADLAMP – CHROME



C. 5-3/4" DAYMAKER PROJECTOR LED HEADLAMP – BLACK



D. ROAD GLIDE DAYMAKER PROJECTOR LED HEADLAMP – CHROME



D. ROAD GLIDE DAYMAKER PROJECTOR LED HEADLAMP – CONTRAST CHROME & BLACK

Model Family Fitment:

V-ROD
  SPORTSTER
  DYNA
  SOFTAIL
  TOURING

# LIGHTING 615

Headlamps – LED

## C. 5-3/4" DAYMAKER® PROJECTOR LED HEADLAMP

Lamps feature 2 D-shaped optical lenses, single low-beam lens and three high-beam lenses. The low-beam pattern remains on at all times and the switched high beam adds additional punch down the middle of the road. The LED lamps are DOT and ECE compliant.

Fits '06-'11 VRSCD and VRSCDX, '15-'20 XG, '04-later XL, '09-'13 XR, '91-'17 Dyna® (except FLD and '91-'05 FXDWG), '84-'99 FLSTS and FXSTS, '08-'11 FLSTSB, '05-'06 FLSTSC, '10-'12 FLSTSE, '00-'17 FXCW, FXCWC, FXS, FXSB, FXSBSE, FXST, FXSTB, FXSTC and FXSTD models. Some models require Vibration Damper P/N 67700059 or Housing Kit P/N 67700093B.

**67700144A** Chrome.

**67700145A** Black.

Also available:

## HEADLAMP VIBRATION DAMPER

Required for mounting the LED headlight in certain models. This damper adds rigidity to the headlamp housing.

**67700059**

Required on '00-'03 FLSTS, '05-'07 FLSTSC, '07-'10 FXSTC, '00-'07 FXSTD and '00-'06 FXSTS models equipped with LED Headlamp.

Also available:

## 5-3/4" LED HEADLAMP HOUSING KIT

Required for installation of 5-3/4" LED Headlamp on specified models.

**67700093B**

Required on '10-later XL1200X, '18-later XL1200XS and '06-'17 Dyna models (except FXDL, FXDLS and FXDWG) equipped with 5-3/4" LED headlamps. FXDF models require separate purchase of Mounting Block P/N 67741-06.

## D. ROAD GLIDE® DAYMAKER PROJECTOR LED HEADLAMP

Road Glide® lamps feature dual headlamp housings mounted to a common back plate for easy installation. Each lamp features a single low-beam projector lens, 3 high-beam projector lenses and 2 D-shaped fill-light lenses. The low-beam pattern remains illuminated at all times and the switched high-beam adds additional light down the center of the lane. The LED lamps are DOT and ECE compliant.

Fits '04-'13 Road Glide models.

**67700109** Chrome.

**67700112** Contrast Chrome & Black.

Model Family Fitment:

V-ROD
  SPORTSTER
  DYNA
  SOFTAIL
  TOURING



# 616 LIGHTING

Headlamps – LED

## A. DAYMAKER® SIGNATURE REFLECTOR LED HEADLAMP

Surrounded by a glowing halo of light, these Daymaker® Signature Reflector LED Lamps offer superior nighttime performance while making a bold visual statement. These brilliant LED lamps produce a bright-white beam that lights up the surroundings and draws the attention of oncoming traffic. The natural daylight lamp color is easy on your eyes and is tuned to enhance and amplify the reflective character of highway signs and lane markers. The efficient LED elements are hidden behind the lamp's stylish center crossbar, and project their brilliant light onto the optically tuned reflector bowls for a focused beam of light. The always-on low-beam produces a wide pool of general lighting, and the high beam adds focused light to add punch down the middle of the lane. The long-life solid-state LED lamps are housed in weather-sealed shock and vibration-resistant lamp assemblies. Installation is simple, and the plug-in lamps require no splicing. Meets DOT and ECE standards.



A. 7" DAYMAKER SIGNATURE REFLECTOR LED HEADLAMP – BLACK (SHOWN WITH 4" DAYMAKER SIGNATURE REFLECTOR LED AUXILIARY LAMPS)



A. 7" DAYMAKER SIGNATURE REFLECTOR LED HEADLAMP – CHROME (SHOWN WITH 4" DAYMAKER SIGNATURE REFLECTOR LED AUXILIARY LAMPS)

Fits '12-'16 FLD, '91-later Softail®, '94-later Touring (except Road Glide®), and '09-later Trike models equipped with 7" round headlamps. '12-'16 FLD, '94-'13 Touring, '09-'13 Trike, and '94-'17 Softail models equipped with Freight Train Headlamp Nacelle Kit require separate purchase of Headlamp Mounting Ring Kit P/N 67700439 and Jumper PN 69201070. '14-'20 FLHR (except '14 FLHRSE), FLHRC, FLHRXS and '20-later FLRT (DOM) models require separate purchase of Wiring Harness P/N 69202452. Stock on '18-later Softail.

**67700353A** 7" Chrome.

**67700354A** 7" Black.

Fits '15-'20 XG500, XG750, '17-'20 XG750A, '11-'20 XL1200C, '10-later XL1200X, '18-later XL1200XS, '06-'17 FXDB, '16-'17 FXDLS, and '10-'17 FXDWG and '18-later FXBB and FXLR, '20-later FXLRS, FXLRST and '21-later FXBBS models. All models (except XG500, XG750, and XG750A) require separate purchase of Headlamp Bucket Kit P/N 67700455. XL1200C requires separate purchase of Mounting Block P/N 67746-11. Stock on '18-later Softail.

**67700355** 5-3/4" Chrome.

**67700356A** 5-3/4" Black.

## 4" DAYMAKER SIGNATURE REFLECTOR LED AUXILIARY LAMPS

These auxiliary lamps feature reflector bowls that are shaped to add an enhanced pool of light in front of and to the sides of the motorcycle. The LED lamps produce a bright white beam of light, and the modern smooth lens and center-bar reflector design complements the matching Daymaker Signature LED headlamp for a unified look. Meets DOT and ECE standards.

Fits models with 4" round auxiliary forward lighting. '04-earlier models with auxiliary lamps equipped with spade connectors require separate purchase of Adapter Harness P/N 68355-05 (Qty 2).

**68000252** Chrome – Pair.

**68000253** Black – Pair.

**Also available:**

### 7" HEADLAMP MOUNTING RING KIT

Required for installation of accessory 7" LED Headlamps on specific models.

**67700439**

Fits '12-'16 FLD, '94-'13 Touring (except Road Glide) and '09-'13 Trike models. Also fits '94-'17 Softail models equipped with Freight Train Headlamp Nacelle Kit.

**Also available:**

### 5-3/4" LED HEADLAMP HOUSING KIT

Required for installation of 5-3/4" Daymaker Signature LED Headlamp P/N 67700355 or 67700356 on specific models. Kit includes headlamp bucket, mounting blocks and necessary hardware.

**67700455**

Fits '10-'20 XL1200C, '10-later XL1200X, '18-later XL1200XS, '06-'17 FXDB, '16-'17 FXDLS, '10-'17 FXDWG and '13-'17 FXSB models.



A. 7" DAYMAKER SIGNATURE REFLECTOR LED HEADLAMP – CHROME



A. 7" DAYMAKER SIGNATURE REFLECTOR LED HEADLAMP – BLACK



A. 5-3/4" DAYMAKER SIGNATURE REFLECTOR LED HEADLAMP – CHROME



A. 5-3/4" DAYMAKER SIGNATURE REFLECTOR LED HEADLAMP – BLACK

Model Family Fitment:

V-ROD
  SPORTSTER
  DYNA
  SOFTAIL
  TOURING

# LIGHTING 617

Headlamps – LED

## B. DAYMAKER® REFLECTOR LED FOG LAMPS

Compact 2.5" bullet-shaped reflector-optics fog lamps produce a bright white pool of light near the vehicle and fill in the dark area between the bike and the low-beam pattern. The fog lamps project a smooth light pattern spread without distracting hot spots and the natural daylight lamp color enhances and amplifies the reflective character of lane markers. Unlike some traditional fog lamps, the low-draw LED lamps do not burden the bike's electrical system. The long-life solid-state LED lamps are sealed in shock and vibration-resistant housings that mount to the engine guard or the Road Glide® fairing for a clean appearance. Fog lamps are DOT and ECE compliant.

Fits Dyna®, Softail®, Touring and Trike (except FLRT) models equipped with 1.25" diameter Engine Guards. Also fits '15-later Road Glide® models with separate purchase of fairing mount Road Glide LED Fog Lamp Mount Kit P/N P/N 68000183 or 68000184. Does not fit models with Mustache Engine Guards. Installation requires separate purchase of model-specific Clamp Kit and Wiring Harness Kit.

**68000090** Chrome Housing.

**68000092** Gloss Black Housing.

**Also available:**

### LED FOG LAMP WIRING HARNESS

Required for installation of LED Fog Lamp P/N 68000090 or 68000092 on specific models.

**69200863**

Fits Dyna® and '84-'17 Softail® models. Kit includes universal handlebar-mounted switch.

**69201108**

Fits '97-later Road King® (except FLHRS). Kit uses Original Equipment nacelle switch to power the fog lamps for Road King®, FLHRXS models require separate purchase of P/Ns 15346-98A, 71522-08 and 74408-08A.

**69201109**

Fits '14-later Electra Glide®, Road Glide, Street Glide® and Tri Glide® models. Street Glide and Road Glide Custom models require separate purchase of Switch Pack P/N 69200172. Not required for fairing mount Road Glide LED Fog Lamp Mount Kits, P/N 68000183 and 68000184.

**69200864**

Fits '97-'13 Electra Glide, Road Glide, Street Glide and Trike models. Models without an Original Equipment fog lamp switch require separate purchase of Switch Kit P/N 71505-96.

## C. LED FOG LAMP ENGINE GUARD CLAMP KIT

Required for installation of LED Fog Lamp P/N 68000090 or 68000092 on specific models. Kit includes left and right clamp and all required mounting hardware. Lamps and wiring harnesses sold separately.

Fits Touring and Trike models equipped with 1.25" Engine Guards and fairing lowers.

**68000170** Chrome.

**68000142** Gloss Black.

Fits Dyna, Softail, Touring, and Trike models equipped with 1.25" engine guards. Does not fit models with Mustache Engine Guards. Does not fit models equipped with Original Equipment or accessory fairing lowers.

**68000171** Chrome.

**68000141** Gloss Black.

## D. ROAD GLIDE® LED FOG LAMP MOUNT KIT

This elegant Mount Kit replaces the Original Equipment turn signal mount, and positions the Daymaker® Reflector LED Fog Lamps and turn signals close to the fairing for a custom look. The resulting installation provides a supplemental pool of light in front of the motorcycle, and a clean, uncluttered look to your bike's profile. Mount can be used with Original Equipment or accessory Bullet Turn Signals. Available in chrome or gloss black finish, the kit includes left and right mounts and all required hardware. Requires separate purchase of Daymaker Reflector LED Fog Lamps.

Fits '15-later Road Glide® models with Original Equipment or accessory bullet turn signals. Requires separate purchase of Daymaker® Reflector LED Fog Lamps. May require purchase of OEM switch pack, see dealer for details.

**68000183** Chrome.

**68000184** Gloss Black.



B. DAYMAKER REFLECTOR LED FOG LAMPS



B. DAYMAKER REFLECTOR LED FOG LAMPS – CHROME HOUSING



B. DAYMAKER REFLECTOR LED FOG LAMPS – GLOSS BLACK HOUSING



B. DAYMAKER REFLECTOR LED FOG LAMPS – CHROME & GLOSS BLACK



C. LED FOG LAMP ENGINE GUARD CLAMP KITS – CHROME & GLOSS BLACK



D. ROAD GLIDE LED FOG LAMP MOUNT KIT – CHROME



D. ROAD GLIDE LED FOG LAMP MOUNT KIT – GLOSS BLACK

LIGHTING



# 618 LIGHTING

Headlamps – Auxiliary

## A. DELUXE AUXILIARY LIGHTING KIT – FL SOFTAIL® MODELS

Shaped by the wind. These billet-look mounting brackets hug the contour of the smooth chrome Triple Tree Cover (included). Separate purchase of the sealed lamp is required to allow the flexibility to choose from four different styles. Bulbs sold separately.

**68669-05A** Domestic.  
Fits '00-'17 FLS, FLSS, FLSTF, FLSTFB and FLSTFBS and '06 FLST models. Compatible with Nostalgic Windshield Kit P/N 57140-05, 57181-05 and 57141-05 only. Does not fit with Accessory Nacelle Kits.

## B. AUXILIARY LAMP BULB KITS

Available in 3 lens styles, these sealed beam bulbs are a direct replacement for Original Equipment or accessory Auxiliary Lighting Kits.

Fits all models with Original Equipment or accessory Auxiliary Lighting Kits (except '18-later Softail®, '14-later Street Glide®, Electra Glide®, Ultra Limited and Trike models). Sold in pairs.

### 1. Clear Lens with Halogen Bulb

**68208-98A**

### 2. Clear Lens and Vertical Reflector Optics

**68348-05**

## C. INDEPENDENT CONTROL AUXILIARY LAMP WIRE HARNESS KIT

Maximize your nighttime view down a lonely stretch of back road. This simple-to-install wiring harness permits independent control of your bike's auxiliary lamps and allows the lamps to be switched on when the headlamp is in either the low or high beam setting.

**69200441**  
Fits '98-'13 Electra Glide, Street Glide and Trike models equipped with auxiliary lamps.

**69200442**  
Fits '96-'17 FL Softail® and '97-'13 Road King® models equipped with auxiliary lamps.



A. DELUXE AUXILIARY LIGHTING KIT – FL SOFTAIL MODELS (SHOWN WITH AUXILIARY LAMP BULB KIT)



B. AUXILIARY LAMP BULB KITS



C. INDEPENDENT CONTROL AUXILIARY LAMP WIRE HARNESS KIT (TOURING SHOWN)

Model Family Fitment:

■ V-ROD	■ SPORTSTER	■ DYNA
■ SOFTAIL	■ TOURING	



D. CUSTOM AUXILIARY LIGHTING KIT – CHROME (67800367A SHOWN)



D. CUSTOM AUXILIARY LIGHTING KIT – CHROME



D. CUSTOM AUXILIARY LIGHTING KIT – GLOSS BLACK



E. DAYMAKER LED FORWARD AUXILIARY LIGHTS



F. AUXILIARY LIGHT INSTALLATION KIT

# LIGHTING 619

Headlamps – Auxiliary

## D. CUSTOM AUXILIARY LIGHTING KIT

Shaped by the wind, this Auxiliary Lighting Kit follows the contours of the triple tree and headlamp shell for a custom look. The elegant cantilever brackets serve as stylized mounting points for the passing lamp and turn signal housings and eliminate the cross brace and flat side supports of traditional auxiliary lamps.

Fits '14-later FLHT, FLHX, FLHXS and FLHXST models. Kit includes passing lamp housings, retaining rings, mounting brackets, bullet turn signals, auxiliary lamp switch and hardware. Auxiliary Lamp Bulbs sold separately.

**67800367A** Chrome.

**67800366A** Gloss Black.

Fits '06-'13 FLHX and '10-'11 FLHXXX models. Kit includes passing lamp housings, retaining rings, mounting brackets, auxiliary lamp switch and hardware. Auxiliary Lamp Bulbs and Bullet Turn Signal Kits sold separately.

**69818-06** Chrome.

**68000042** Gloss Black.

## Also available: CUSTOM AUXILIARY LAMP BRACKET TURN SIGNAL KIT

Add your choice of Bullet Style Turn Signals to the Custom Passing Lamp Bracket. Select from amber, clear or smoked lens turn signal kits to complement your custom direction. Kit includes left and right bullet turn signal housing, two lenses and two front bulbs.

Fits '94-'13 FLHR and '97-'13 FLHT and FLHX models equipped with Custom Auxiliary Lighting Bracket Kits.

**69228-04** Chrome Smoked Lens, Amber Bulb.

**67800166** Black Smoked Lens, Amber Bulb.

## Also available: CUSTOM AUXILIARY LAMP BRACKET HARDWARE KIT

Add Custom Passing Lamp Brackets to your Road King model. Required to install the Custom Auxiliary Lighting Bracket Kit P/N 69227-04A on '94-'13 Road King® models equipped with a H-D™ Detachables™.

**69234-04**  
Required to install the Custom Auxiliary Lighting Bracket Kit P/N 69227-04A on FLHRS models not presently equipped with a windshield, but wish to install a windshield at the same time or in the future.

## E. DAYMAKER® LED FORWARD AUXILIARY LIGHTS

These rugged auxiliary LED lights offer three-way function that will serve the adventure touring rider in any situation. Installed as a pair, each light has a three beam, four-lens design within durable aluminum housing. In daylight these lights also make the motorcycle more conspicuous to other motorists. The factory-integrated design makes these lights easy to install and a perfect fit and look on the bike. Fog lights produce a widepool of light directly in front of the motorcycle to light the edge of the road in low-visibility conditions. Driving lights punch light further down the road to augment headlight performance. Off-Road beams deliver 275-meter forward visibility and 50-meter side visibility to light up the trail (not street legal). Powder coated lightweight Aluminum housing. High-impact hard-coated and anti-fog coated outer lens. Sold as a pair. Installation requires separate purchase of Auxiliary Light Installation Kit.

**68000340**  
Fits '21-later RA1250 and RA1250S models equipped with Brush Guard and '14-later Touring models. RA1250 requires separate purchase of Brush Guard P/N 49000192. Separate purchase of model-specific installation kit is required.

## F. AUXILIARY LIGHT INSTALLATION KIT

Installation kit includes a wiring harness, mounting brackets, and switch pack for installing Daymaker LED Forward Auxiliary Lights.

Fits '21-later RA1250 and RA1250S models.

**68000343**

Fits '14-later Touring models (except Road Glide® models).

**68000341**

Fits '14-later Road Glide models. '14-'16 models require Connector Adapter P/N 69201900.

**68000342**



# 620 LIGHTING

Headlamp Trim

## A. FRENCHED TRIM RING COLLECTION

This chrome-plated Headlamp Trim Ring extends forward, giving the headlamp assembly a frenched look reminiscent of classic hot rod car designs by recessing the headlamp and adding the appearance of depth. Functions as a direct replacement for the Original Equipment trim ring, except when used with P/N 69627-99, where it easily installs over the Original Equipment trim ring. (Does not fit with Accessory Headlamp Visor or Passing Lamp Visor.)

**1. 69627-99** Headlamp.  
Fits '12-'16 FLD, '94-later Road King®, '83-'13 Touring (except Tour Glide™ and Road Glide®) and '08-'13 Trike models. Also Fits '86-'17 FL Softail® models with Freight Train Headlight Nacelle. (Does not fit with Fairing Bra P/N 57800-00.)

**2. 69622-99B** Passing Lamp.  
Fits '62-later models equipped with Original Equipment or accessory Auxiliary Lamp Kits. Sold in pairs.

**3. 69740-01** Turn Signal – Flat Lens.  
Fits flat lens turn signals on rear of '06 FLST, '94-'17 FLSTC, '94-'97 FLSTN and on the front and rear of '14-later FLHR, FLHRC and '88-'13 Touring (except FLHRS, FLHX and '04-'13 FLTR) models. Also fits FL Softail models with front Turn Signal Relocation Kit P/N 68413-99 or 68412-99.

**67700215** Headlamp.  
Fits '94-later Road King, '14-later Electra Glide®, Street Glide®, Ultra Limited and Tri Glide® models.

**69626-99** Headlamp.  
Fits '94-'17 FLS, FLSS, FLSTF, FLSTFB, FLSTFBS and FLSTN and '15-later FLRT models.

**69623-99A** Headlamp.  
Fits '05 VRSCB, '04-later XL883, XL883L, XL883N, XL883R, XL1200L, XL1200N, XL1200R, XL1200T, XL1200X and XL1200XS, '16-'20 XL1200CX, '94-'17 Dyna® (except FXDF and FLD equipped with 7" headlamp), '94-'15 FXLR, FXST and FXSTB, '08-'17 FLSTSB and FXS, '16-'17 FXSE and '94-'99 FXSTC models.

**69624-99A** Headlamp.  
Fits '96-later XL883C, XL1200C and XL1200V, '16-'20 XL1200CX, '99 FXR, '16-'17 FXDLS, '97-'03 FLSTS, '05-'07 FLSTSC, '16-'17 FXSE, '07-'10 FXSTC, '00-'07 FXSTD, '93-'06 FXSTS and '95-'97 FXSTSB models.



**A. FRENCHED TRIM RING COLLECTION  
(HEADLAMP, PASSING LAMP AND TURN SIGNAL TRIM RINGS) – ROAD KING**



**B. VISOR STYLE TRIM RING COLLECTION  
(HEADLAMP, PASSING LAMP AND TURN SIGNAL TRIM RINGS) – ROAD KING**

# LIGHTING 621

Headlamp Trim

## B. VISOR STYLE TRIM RING COLLECTION

These chrome-plated Visor Style Trim Rings recess the headlamp into the housing and add a traditional eyebrow design to the headlamp shell. The trim ring stretches the profile of the bike for a long, lean appearance. Add matching Visor Style Passing Lamp and Turn Signal Trim Rings for a true custom look.

**1. 69733-05** Headlamp.  
Fits '12-'16 FLD, '94-later Road King®, '83-'13 Touring (except Tour Glide™ and Road Glide®) and '08-'13 Trike models. Also fits '86-'17 FL Softail® models with Freight Train Headlight Nacelle. (Does not fit with Fairing Bra P/N 57800-00.)

**2. 69732-05** Passing Lamp.  
Fits '62-later models equipped with Original Equipment or accessory Auxiliary Lamp Kits. Sold in pairs.

**3. 69749-05** Turn Signal – Flat Lens.  
Fits flat lens turn signals on rear of '06 FLST, '94-'17 FLSTC, '94-'97 FLSTN and on the front and rear of '14-later FLHR, FLHRC and '88-'13 Touring (except FLHRS, FLHX and '04-'13 FLTR) models. Also fits FL Softail models with front Turn Signal Relocation Kit P/N 68413-99 or 68412-99.

**67700216** Headlamp.  
Fits '94-later Road King, '14-later Electra Glide®, Street Glide®, Ultra Limited and Tri Glide® models.

**69734-05** Headlamp.  
Fits '94-'17 FLS, FLSS, FLSTF, FLSTFB, FLSTFBS and FLSTN and '15-later FLRT models.

**69735-05** Headlamp.  
Fits '05 VRSCB, '04-later XL883, XL883L, XL883N, XL883R, XL1200L, XL1200N, XL1200R, XL1200T, XL1200X, and XL1200XS, '12-'20 XL1200C, '16-'20 XL1200CX, '94-'17 Dyna® (except FXDF and FLD equipped with 7" headlamp), '94-'15 FXLR, FXST and FXSTB, '08-'17 FLSTSB and FXS, '16-'17 FXSE and '94-'99 FXSTC models.

**69738-05** Headlamp.  
Fits '96-later XL883C, XL1200C and XL1200V, '16-'20 XL1200CX, '18-later XL1200XS, '99 FXR, '97-'03 FLSTS, '05-'07 FLSTSC, '07-'10 FXSTC, '00-'07 FXSTD, '93-'06 FXSTS and '95-'97 FXSTSB models.



**A. FRENCHED TRIM RING – ELECTRA GLIDE**



**A. FRENCHED TRIM RING – SOFTAIL STANDARD**



**B. VISOR STYLE TRIM RING – ELECTRA GLIDE**



**B. VISOR STYLE TRIM RING – SOFTAIL DELUXE**



**A. FRENCHED TRIM RING – DYNA LOW RIDER**



**A. FRENCHED TRIM RING – XL883 LOW**



**B. VISOR STYLE TRIM RING – XL/DYNA**



**B. VISOR STYLE TRIM RING – XL CUSTOM**

Model Family Fitment:

- V-ROD
- SPORTSTER
- DYNA
- SOFTAIL
- TOURING



# 622 LIGHTING

## Headlamp Trim Rings

### A. HEADLAMP TRIM RING – GLOSS BLACK

Finish the Dark Custom look by replacing the Original Equipment chrome headlamp trim ring with sinister black. Easy to install, the ring's rich black surface matches the stock headlamp shell finish for a unified look.

**46555-03B** 7" Headlamp.  
Fits '94-later Touring (except Road Glide®) and FLHTCUTG models.

**61400573** 7" Headlamp.  
Fits '18-later FLDE, FLHC, FLHCS, FLSB and FLSL models.

**67700487** 7" Headlamp.  
Fits '93-later Softail® models and '15-later FLRT models with 7" Headlamp. Does not fit Softail models equipped with Freight Train Nacelle Headlamp Kit.

**67700115** 7" Headlamp.  
Fits '08-'17 FLS, FLSS, FLSTF, FLSTFB, FLSTFBS and FLSTN and '15-later FLRT models.

**61400574** 5-3/4" Headlamp.  
Fits '18-later FXBB, FXLR, FXST and FXBBS models.

**67700116** 5-3/4" Headlamp.  
Fits '05 VRSCB, '04-later XL883, XL883L, XL883N, XL883R, XL1200L, XL1200N, XL1200R, XL1200T, XL1200X, and XL1200XS, '12-'20 XL1200C, '16-'20 XL1200CX, '94-'17 Dyna® (except FXDF and FLD equipped with 7" headlamp), '94-'15 FXLR, FXST and FXSTB, '08-'17 FLSTSB and FXS, '16-'17 FXSE and '94-'99 FXSTC models.

**67700117** 4" Passing Lamp.  
Fits '62-later models equipped with Original Equipment or accessory Auxiliary Lamp Kits. Sold in pairs.

### B. CONTOURED HEADLAMP TRIM RING

Add an integrated look to your headlamp. The Contoured Headlamp Trim Ring, introduced on the Screamin' Eagle® Road King model, is designed to visually reduce the space between the headlamp bulb and the headlamp housing for a sleek, custom style. The bright chrome finish matches the headlamp housing for a factory original look.

**69604-03A**  
Fits '83-later Touring (except Tour Glide™ and Road Glide®). Also fits '86-'17 FL Softail® models with Freight Train Headlight Nacelle. Does not fit Trike models.



A. HEADLAMP TRIM RING – GLOSS BLACK (ROAD KING SHOWN)



A. HEADLAMP TRIM RING – GLOSS BLACK ('19 SOFTAIL SLIM SHOWN)



A. HEADLAMP TRIM RING – GLOSS BLACK (FAT BOY LO SHOWN)



A. HEADLAMP TRIM RING – GLOSS BLACK ('19 STREET BOB SHOWN)



A. HEADLAMP TRIM RING – GLOSS BLACK (IRON 883 SHOWN)



B. CONTOURED HEADLAMP TRIM RING



C. FRENCHED TRIM RING COLLECTION – GLOSS BLACK (ELECTRA GLIDE SHOWN)



C. FRENCHED TRIM RING COLLECTION – GLOSS BLACK (ROAD KING SHOWN)



D. VISOR STYLE TRIM RING COLLECTION – GLOSS BLACK (ELECTRA GLIDE SHOWN)



D. VISOR STYLE TRIM RING COLLECTION – GLOSS BLACK (ROAD KING SHOWN)

# LIGHTING 623

## Headlamp Trim Rings

### C. FRENCHED TRIM RING COLLECTION – GLOSS BLACK

This easy-to-install Headlamp Trim Ring extends forward, giving the headlamp assembly a frenched look reminiscent of classic hot rod car designs by recessing the headlamp and adding the appearance of depth. Does not fit with accessory Headlamp Visors or Passing Lamp Visors.

**61400294** 7" Headlamp – Gloss Black.  
Fits '94-later Road King®, '14-later Electra Glide®, Street Glide®, Ultra Limited and Tri Glide® models.

**61400295** 7" Headlamp – Gloss Black.  
Fits '12-'16 FLD, '83-'13 Touring (except Tour Glide™ and Road Glide®), '94-later Road King and '08-'13 Trike models. Also fits '86-'17 FL Softail® models with Freight Train Headlight Nacelle. Does not fit with Fairing Bra P/N 57800-00.

### D. VISOR STYLE TRIM RING COLLECTION – GLOSS BLACK

These easy-to-install Visor Style Trim Rings recess the headlamp into the housing and add a traditional eyebrow design to the headlamp shell. The trim ring stretches the profile of the bike for a long, lean appearance.

**61400292** 7" Headlamp – Gloss Black.  
Fits '94-later Road King, '14-later Electra Glide, Street Glide, Ultra Limited and Tri Glide models.

**61400293** 7" Headlamp – Gloss Black.  
Fits '12-'16 FLD, '83-'13 Touring (except Tour Glide™ and Road Glide®), '94-later Road King and '08-'13 Trike models. Also fits '86-'17 FL Softail models with Freight Train Headlight Nacelle. Does not fit with Fairing Bra P/N 57800-00.

#### Model Family Fitment:

- V-ROD
- SPORTSTER
- DYNA
- SOFTAIL
- TOURING



# 624 LIGHTING

## Headlamp Trim Rings

### A. LAMP VISORS

This complete collection of Lamp Visors dresses your bike for a true custom look.

#### Headlamp

Fits 7" Headlamp (except '18-later Softail® and '14-later FLHT, FLTHCU, FLHTCUL, FLHTK, FLHTKL, FLHTKSE, FLHX, FLHXS, FLHXST, FLHXSE, FLTRKSE, FLTRU, FLTRX, FLTRXS, FLTRXST, FLTRXSE, FLHTCUTG models). (Does not fit with accessory Headlamp Trim Rings.) Road King® models require separate purchase of Headlamp Mounting Kit P/N 67761-96.

<b>69793-07</b>	Skull.
<b>67752-77T</b>	Classic Chrome.
<b>67791-91T</b>	Eagle Wing.

#### Headlamp

Fits 5-3/4" Headlamp. (Does not fit Heritage Springer™, XL883C, XL1200C, XL1200NS, XL1200V, '18-later Fits 5-3/4" Headlamp. (Does not fit Heritage Springer, XL883C, XL1200C, XL1200NS, XL1200T, XL1200V, '18-later Softail models or models with Accessory Headlamp Trim Rings.)

<b>67750-88T</b>	Classic Chrome.
<b>67751-91T</b>	Eagle Wing.

#### Passing Lamp

Fits all Passing Lamps. ('87-later models require Passing Lamp Trim Rings P/N 68775-93TA.) (Does not fit models with Passing Lamp Trim Rings P/N 69622-99B or 69732-05.) Sold in pairs.

<b>69795-07</b>	Skull.
<b>67783-78T</b>	Classic Chrome.
<b>67796-91T</b>	Eagle Wing.

#### Flat Lens Turn Signal

Fits front turn signals on '88-'17 FLSTC, '94-later FLHR, '07-later FLHRC, '86-'09 FLHT, '86-'13 FLHTC, '89-'13 FLHTCU and '10-'13 FLHTK models. Sold in pairs.

<b>67734-88T</b>	Classic Chrome.
<b>67735-91T</b>	Eagle Wing.

#### Flat Lens Turn Signal

Fits rear turn signals on '86-'92 FXRT, '86-'90 FLST, '88-'17 FLSTC, '94-later FLHR, '07-later FLHRC, '86-'09 FLHT, '86-'13 FLHTC, '89-'13 FLHTCU and '10-'13 FLHTK models. Also fits front and rear turn signals on '88-'91 FLTC, '89-'96 FLTCU and '99-'03 FLTR models. Sold in pairs.

<b>67737-88T</b>	Classic Chrome.
<b>67738-91T</b>	Eagle Wing.

#### Also available:

#### ROAD KING® HEADLAMP VISOR MOUNTING KIT

Allows 7" headlamp visors to be mounted on Road King® motorcycle.

#### 67761-96

Fits '94-later FLHR, FLHRC and FLHRXS models. Visor and Trim Ring not included.

#### Also available:

#### PASSING LAMP TRIM RINGS

#### 68775-93TA

Replaces Original Equipment P/N 68725-62. Required for proper installation of H-D® Passing Lamp Visors on '87-later models (except FXSTD).



A. SKULL COLLECTION LAMP VISORS



A. CLASSIC CHROME LAMP VISORS



A. EAGLE WING LOGO LAMP VISORS



B. BULLET TURN SIGNAL TRIM RINGS – VISOR STYLE



B. BULLET TURN SIGNAL TRIM RINGS – FRENCHED STYLE



C. BULLET TURN SIGNAL VISOR TRIM RINGS – BLACK



# LIGHTING 625

## Turn Signal Trim

### B. BULLET TURN SIGNAL TRIM RINGS

Trim ring contour matches the turn signal housing and extends out past the lens for a sleek appearance. These easy-to-install chrome-plated trim rings look great alone or in combination with Headlamp Trim Rings. Available in Visor Style for a nostalgic look or in Trim Ring style for contemporary frenched contour. Sold in pairs.

#### Front or Rear, Amber Lenses

Fits models equipped with bullet style turn signals (except models equipped with stop/tail/turn lights).

<b>69756-05</b>	Amber, Visor Style.
<b>69739-01</b>	Amber, Frenched Style.

#### Front, Lenses with Amber Bulbs

Fits models equipped with front bullet style turn signals (except models equipped with Original Equipment or Accessory LED turn signals).

<b>69758-05</b>	Smoked, Visor Style.
<b>69752-04</b>	Smoked, Frenched Style.
<b>69760-05</b>	Clear, Visor Style.

#### Rear, Lenses with Amber Bulbs

Fits models equipped with bullet style turn signals (except models equipped with stop/tail/turn lights).

<b>69759-05</b>	Smoked, Visor Style.
<b>69753-04</b>	Smoked, Frenched Style.
<b>69761-05</b>	Clear, Visor Style.

#### Rear, Red Lenses

Fits rear of models equipped with bullet style turn signals (except models equipped with stop/tail/turn lights).

<b>69757-05</b>	Red, Visor Style.
<b>69736-02</b>	Red, Frenched Style.

### C. BULLET TURN SIGNAL VISOR TRIM RING – BLACK

Visor-shaped trim rings add a traditional look to the contemporary style of the bullet turn signal. These easy-to-install black finish trim rings are available with smoked or red lenses to match your customizing direction. Sold in pairs.

#### 73342-09

Front, Smoked Lens, Amber Bulb. Fits '08-later XL883N, XL1200N, XL1200NS, XL1200X and XL1200XS, '11-'13 XL1200C, '16-'20 XL1200CX, and '08-later FL Softail® models (except '18-later FLDE). Does not fit FLSTC or models equipped with Original Equipment or accessory LED signal lamps.

#### 73343-09

Rear, Smoked Lens, Amber Bulb. Fits '09-'17 FLSTSB models (except models equipped with Original Equipment or accessory LED turn signals).

#### 73344-09

Rear, Red Lens. Fits '08-later XL883N and XL1200N, '18-later XL1200NS and XL1200XS, '11-later XL1200C, '16-'20 XL1200CX and '08-'13 XL1200V and XL1200X models (except models equipped with Original Equipment or accessory LED turn signals). Also fits FL Softail models equipped with Auxiliary Turn Signal and Brake Light Kit P/N 69462-06B.

#### Model Family Fitment:

■ V-ROD	■ SPORTSTER	■ DYNA
■ SOFTAIL	■ TOURING	



# 626 LIGHTING

## Turn Signals

### A. CUSTOM TOURING FRONT BULLET TURN SIGNAL KIT

Add the lean, stripped-down look of the FLHX models to your Electra Glide® or Road King® motorcycle. Complete kit replaces the Original Equipment passing lamps and flat lens turn signal mounts with streamlined bullet-style turn signals. The chrome-plated brackets serve as stylized mounting points for the turn signals and conceal the wiring for a clean, custom appearance.

**69577-06A** Chrome with Amber Lens.  
Fits '94-later Road King (except FLHRXS) models.

**69492-05** Chrome with Amber Lens.  
Fits '96-'13 FLHT and FLHTC, '05-'13 FLHTCU and FLHTK and '09-'13 FLHTCUTG models. Will not fit vehicles equipped with Non-Vented Fairing Lower.

**67800167** Gloss Black with Smoked Lenses.  
Fits '96-'13 FLHT, FLHTC and FLHX, '05-'13 FLHTCU and FLHTK and '09-'13 FLHTCUTG models. Will not fit vehicles equipped with Non-Vented Fairing Lower.

### B. STREET GLIDE® FRONT BULLET TURN SIGNAL MOUNT KIT – GLOSS BLACK

Complement the lean, stripped-down look of your Street Glide® model. Manufactured from Original Equipment components, these rich gloss black Turn Signal Mounts replace the factory-installed chrome mounts to complete the blacked-out look. The brackets serve as stylized mounting points for the Original Equipment or accessory LED bullet turn signals, and conceal the wiring for a clean, custom appearance. Kit includes left and right mounting bracket.

**67800706**  
Fits '14-later FLHT, FLHX, FLHXS and FLHXSE models.

### C. ROAD GLIDE® FRONT BULLET TURN SIGNAL MOUNTS – GLOSS BLACK

Complete the sinister look of your Road Glide® model. Manufactured from Original Equipment components, these rich gloss black Turn Signal Mounts replace the factory-installed chrome mounts, and continue the blacked-out look. The brackets serve as stylized mounting points for the Original Equipment or accessory LED bullet turn signals, and are the perfect complement to Gloss Black Fairing Support P/N 47200278, a gloss black engine guard and gloss black front end components. Kit includes right and left hand mounts.

**67800707**  
Fits '15-later Road Glide models.



A. CUSTOM TOURING FRONT BULLET TURN SIGNAL KIT – CHROME



A. CUSTOM TOURING FRONT BULLET TURN SIGNAL KIT – GLOSS BLACK



B. STREET GLIDE FRONT BULLET TURN SIGNAL MOUNT KIT – GLOSS BLACK



C. ROAD GLIDE FRONT BULLET TURN SIGNAL MOUNTS – GLOSS BLACK



D. LED BULLET TURN SIGNAL KIT – TOURING, CHROME



D. LED BULLET TURN SIGNAL KIT – TOURING, GLOSS BLACK



D. LED BULLET TURN SIGNAL KIT – AMBER LENS



D. LED BULLET TURN SIGNAL KIT – SMOKED LENS



D. LED BULLET TURN SIGNAL KIT – RED LENS



E. TURN SIGNAL LENS KIT – CLEAR, BULLET LENS



E. TURN SIGNAL LENS KIT – SMOKED, BULLET LENS

# LIGHTING 627

## Turn Signals

### D. LED BULLET TURN SIGNAL KIT

These Turn Signals feature fast-acting, extra-bright LEDs set in compact bullet-shaped die-cast chrome housings. In the front, the lights function as running light and directional indicators. In the rear, the lights function as running light, brake light and directional indicators. The front amber lights are available in your choice of smoked or amber lens and the red rear lights are offered with either smoked or red lens. Installation does not require installation of a "control box" or load equalizer and the turn signals attach directly to existing wiring without cutting or splicing. Featuring a Bar & Shield medallion, these signals are the perfect match for the available LED Tail Lamps. Sold in pairs. Meets DOT requirements.

Fits '14-later Touring and Tri Glide® models with bullet turn signals.

**67800477** Chrome – Amber Lens.

**67800478** Chrome – Smoked Lens.

**67800479** Black – Amber Lens.

**67800480** Black – Smoked Lens.

Fits '12-'17 Dyna® (except '15-'17 FXDBC), '11-'17 FLS, FLSS, FLSTF, FLSTFB, FLSTFBS and FXS, '08-'11 FLSTSB. Does not fit '11-'12 FLSTSE models.

**67800061** Front, Amber Lens.

**67800060** Front, Smoked Lens.

### E. TURN SIGNAL LENS KIT – SMOKED AND CLEAR

Add a unique touch to your bike. These Turn Signal Lens Kits replace the amber lenses for a clean front and rear appearance. Available in clear and smoked versions. Meets DOT requirements.

Fits '00-later models with bullet turn signals (except VRSC™ and models equipped with rear red lens stop/turn/tail signals). Will also fit V-Rod® models equipped with Chrome Turn Signal Kit P/N 69374-05 or 69065-05. Kit includes 4 lenses and 4 amber bulbs.

**69303-02** Clear – Bullet Lens.

**69304-02** Smoked – Bullet Lens.

Fits front lenses on '08-later XL883N, XL1200CX, XL1200N, XL1200T and XL1200X, '11-later XL1200C and XL1200V, '16-'17 FXDLS, '12-'17 FLS and FLSS, '08-'11 FXCW and FXCWC, '11-'13 FXS and '16-'17 FXSE models. This kit includes 2 lenses and 2 amber bulbs.

**69208-09** Smoked – Bullet Lens.



# 628 LIGHTING

Turn Signals

## FRONT AND REAR SIGNATURE LED SIGNAL INSERTS

LED Turn Signals deliver modern signature style and function that improves rider conspicuity to surrounding traffic. The light pipe outer "signature" ring adds visibility and unique styling, while brilliant center LED elements flash with an eye-catching signal. Easy plug-and-play installation to Original Equipment signal housing takes less than five minutes.

### A. FRONT SIGNATURE LED TURN SIGNAL INSERTS – AMBER/WHITE, SMOKED LENS

Signature LED turn signal insert with smoked lens provides a bright white daytime running lamp which turns off when the amber colored turn signal is activated.

**67801147** DOT Compliant.  
Fits domestic '16-later CVO models equipped with LED Bullet Turn Signals. Does not fit models with plastic bullet turn signals.

**67801148** DOT Compliant.  
Fits domestic '14-later Softail® (except '14-'15 FLSTF, FLSTFB, and FXSB), Dyna® (except '14-'17 FXDF, FXDL, FXDWG, FXDBP, and FXDP), Touring, Trike and XL models. Also fits '14-'15 CVO (except FXSBSE) models equipped with bullet turn signals. Does not fit models with plastic bullet turn signals.

### B. FRONT SIGNATURE LED TURN SIGNAL INSERTS – AMBER/AMBER SMOKED LENS

Signature LED turn signal insert with smoked lens and amber colored turn signal.

**67801184** ECE Compliant.  
Fits international '14-later Softail (except '14-'15 FLSTF, FLSTFB, and FXSB), Dyna (except '14-'17 FXDF, FXDL, FXDWG, FXDBP, and FXDP), Touring, and Trike (Australia only) models. Also fits '14-later Domestic XL models, and '14-'15 CVO (except FXSBSE) models equipped with bullet turn signals. Does not fit models with plastic bullet turn signals.

**67801186** ECE Compliant.  
Fits international '16-later CVO models (except non-Australian FLHTCUTGSE) equipped with LED Bullet Turn Signals. Does not fit models with plastic bullet turn signals.



A. FRONT SIGNATURE LED TURN SIGNAL INSERTS – AMBER/WHITE, SMOKED LENS



A. FRONT SIGNATURE LED TURN SIGNAL INSERTS – AMBER/WHITE, SMOKED LENS




B. FRONT SIGNATURE LED TURN SIGNAL INSERTS – AMBER/AMBER SMOKED LENS



B. FRONT SIGNATURE LED TURN SIGNAL INSERTS – AMBER/AMBER SMOKED LENS



C. REAR SIGNATURE LED TURN SIGNAL INSERT – RED



C. REAR SIGNATURE LED TURN SIGNAL INSERT – RED



D. REAR SIGNATURE LED TURN SIGNAL KIT – AMBER LIGHT - SMOKED LENS WITH CHROME HOUSING



D. REAR SIGNATURE LED TURN SIGNAL KIT – AMBER LIGHT - SMOKED LENS WITH CHROME HOUSING



D. REAR SIGNATURE LED TURN SIGNAL KIT – AMBER LIGHT - SMOKED LENS WITH BLACK HOUSING

# LIGHTING 629

Turn Signals

## C. REAR SIGNATURE LED TURN SIGNAL INSERT – RED

Signature LED turn signal insert with smoked lens provides a bright red run/brake/turn.

**67801149** DOT Compliant.  
Fits domestic '16-'17 FXSE and 18-later FLSSB models equipped with LED Bullet Turn Signals.

**67801150** DOT Compliant.  
Fits domestic '18-'19 FLFB, '14-'17 FLS, '16-'17 FLSS, '18-'20 FXBB, '21 FXBBS, '18-'19 FXBR, '18-'20 FXBRS, '18-'19 FXFB, '14-'17 FXSB, '20-'21 FXST, '14-'17 FXDB, '14-'16 FXDBP, '16-'17 FXDLS, '14-'17 FXDWG, '14 FXSBSE, '16-'20 XL1200CX, '18-'21 XL1200NS (except '18 CAN), '14-'16 XL1200V (except CAN), '14-later XL1200X (except '14-'18 CAN), '18-'19 XL1200XS (except '18 CAN), '14-later XL883N (except '14-'18 CAN) and '18-later FLFBS, FLFL and FXFBS models.

**67801329** DOT Compliant.  
Fits '20-later FLHX, FLHXS, FLTRX, FLTRXS, FLHRXS, FLHXST and FLTRXST models for lightbar applications. For US models only.

## D. REAR SIGNATURE LED TURN SIGNAL KIT – AMBER LIGHT - SMOKED LENS WITH HOUSING

LED Turn Signals deliver modern signature style and function that improves rider conspicuity to surrounding traffic. The light pipe outer "signature" ring adds visibility and unique styling, while brilliant center LED elements flash with an eye-catching signal. Signature LED turn signal set in compact bullet-shaped housing with smoked lens provides a bright amber run/brake/turn that is ECE compliant.

Fits '14-later XL, '14-later Dyna® and Touring, and '14-'17 Softail® models equipped with bullet turn signals for HDI Configuration (except models with plastic bullet turn signals).

**67801151** Chrome.

**67801152** Black.

Fits international '18-'20 FLFB, '18-later FLFBS, FLSB, FLFL, '18-'20 FXBB, '21 FXBBS, '18-'19 FXBR, '18-later FXBRS, '18-'20 FXFB, '18-later FXFBS and '20-'21 FXST models.

**67801326** Chrome.

**67801327** Black.

Model Family Fitment:

- V-ROD
- SPORTSTER
- DYNA
- SOFTAIL
- TOURING



# 630 LIGHTING

## Turn Signals

### A. LED BULLET TURN SIGNAL INSERT KIT

Grab the attention of the traffic around you. These LED Turn Signal Inserts feature a single bright, fast-acting amber or red LED lamp sealed in a waterproof housing. The multi-faceted reflector amplifies the light, and the focused lens spreads the light across the lamp's surface. The drop-in lamp assembly replaces the bulb and reflector in the stock bullet turn signal housing for a simple on-bike installation, and the included plug-in harness and crimp connectors attach directly to the existing turn signal wiring. Installation does not require a control box or load equalizer for correct operation. Kit includes 2 LED modules, 2 wiring harnesses and crimping connectors. Customize the look with your choice of outer lens cover color. Lenses sold separately. Amber Inserts are DOT/ECE compliant. Red Inserts are DOT compliant.

Fits '14-later XL, '12-'16 FLD and FXDC, '12-'17 FLS and FLSS, '11-'17 FLSTN and FXST, '16-'17 FLSTF, FLSTFB, FLSTFBS and FXSB, '12 FLSTSE, '18-later Softail® (except FLDE and FXDRS) and '14-later Touring and Trike models. Does not fit some international configurations with sealed LED turn signals, check with dealer to confirm.

**67800639** Amber LED Insert.

**67800640** Red LED Insert.



A. LED BULLET TURN SIGNAL INSERT KIT



A. LED BULLET TURN SIGNAL INSERT KIT - AMBER (SHOWN WITH CLEAR LENS)



A. LED BULLET TURN SIGNAL INSERT KIT - RED (SHOWN WITH CLEAR LENS)



B. LENSES FOR LED BULLET TURN SIGNAL INSERTS - AMBER



B. LENSES FOR LED BULLET TURN SIGNAL INSERTS - SMOKED



B. LENSES FOR LED BULLET TURN SIGNAL INSERTS - CLEAR



B. LENSES FOR LED BULLET TURN SIGNAL INSERTS - RED

#### Model Family Fitment:

- V-ROD
- SPORTSTER
- DYNA
- SOFTAIL
- TOURING

# LIGHTING 631

## Turn Signals


### C. LED BULLET TURN SIGNAL KIT - BLACK

Grab the attention of the traffic around you. These LED Turn Signals feature a single bright, fast-acting amber or red LED lamp sealed in a waterproof housing. The multi-faceted reflector amplifies the light, and the focused lens spreads the light across the lamp's surface. The complete lamp and housing assembly replaces the stock bullet turn signal housing, and the wiring harness connects to the existing turn signal wiring without splicing. Installation does not require a control box or load equalizer for correct operation. Kit includes 2 pre-wired LED turn signal modules mounted in black bullet housings. Customize the look with your choice of outer lens cover color. Lenses sold separately. Amber Inserts are DOT/ECE compliant. Red Inserts are DOT compliant.

**67800977** Front, Amber LED. Fits '18-later FLFB, FLFBS, FLFB, FXLR and FXLRS models. Kit includes LED lamps, black housings and black turn signal mounts.

**67800978** Rear, Amber LED. Fits '18-later FXLR and FXLRS models. Kit includes LED lamps, black housings and black turn signal mounts.

**67800982** Rear Light Bar, Amber LED. Fits '18-later FLHC and FLHCS models. Kit includes LED lamps, black housings and black light bar.




C. LED BULLET FRONT TURN SIGNAL KIT - BLACK



C. LED BULLET TURN SIGNAL KIT - BLACK - REAR LIGHT BAR



C. LED BULLET REAR TURN SIGNAL KITS - BLACK



C. LED BULLET TURN SIGNAL KIT - BLACK - REAR LIGHT BAR

### D. BULLET TURN SIGNAL HOUSINGS - BLACK

Complete the blacked-out look. Kit contains two black bullet-shaped turn signal housings that have been pre-wired for installation. Just add the Original Equipment LED Turn Signal Inserts from the stock chrome housings.

**67800980** Rear. Fits '18-later FLFB and '20-later FXST models. Kit includes LED lamps and black housings.



D. BULLET TURN SIGNAL HOUSINGS - BLACK



#### Model Family Fitment:

- V-ROD
- SPORTSTER
- DYNA
- SOFTAIL
- TOURING



# 632 LIGHTING

## Turn Signals

### A. LED FLAT LENS TURN SIGNALS

Beautiful signature light for models with Flat Lens Turn Signals. These turn signals feature fast-acting, extra bright LEDs set in low-profile die-cast chrome housings. In the front, the lights function as running light and directional indicators. In the rear, the lights function as running light, brake light and directional indicators. The front amber lights are available in your choice of smoked or amber lens and the red rear lights are offered with either smoked or red lens. Installation does not require installation of a "control box" or load equalizer and the turn signals attach directly to existing wiring without cutting or splicing. Featuring pillow-style optics, a horizontal chrome band and a Bar & Shield medallion, these signals are the perfect match for the available LED Tail Lamps. Sold in pairs. Meets DOT requirements.



A. LED FLAT LENS TURN SIGNAL – AMBER



A. LED FLAT LENS TURN SIGNAL – SMOKED

Fits '14-later Touring models equipped with flat lens turn signals.

**67800374** Front, Amber Lens.

**67800375** Front, Smoked Lens.

Fits '01-'17 FLSTC and '01-'13 Touring models equipped with flat lens turn signals.

**68411-10** Front, Amber Lens.

**68435-10** Front, Smoked Lens.

Fits '99-'17 FLSTC and '01-later Touring models equipped with flat lens turn signals.

**68127-10** Rear, Smoked Lens.

**68128-10** Rear, Red Lens.



A. LED FLAT LENS TURN SIGNAL – RED



### B. TURN SIGNAL LENS KIT – SMOKED AND CLEAR

Add a unique touch to your bike. These Turn Signal Lens Kits replace the amber lenses for a clean front and rear appearance. Available in clear and smoked versions. Meets DOT requirements.

Fits '86-later models with Flat Turn Signal Lenses. Kit includes 4 lenses and 4 amber bulbs.

**69307-02** Clear – Flat Lens.

**69308-02** Smoked – Flat Lens.



B. TURN SIGNAL LENS KIT – FLAT LENS, CLEAR



B. TURN SIGNAL LENS KIT – FLAT LENS, SMOKED

### C. BULLET STYLE TURN SIGNAL KIT

Streamline the styling by replacing the front and rear flat lens turn signal lamps with sleek bullet signals. The bullet-shaped housings attach to the Original Equipment turn signal mounting brackets. The kit includes two front and two rear turn signal assemblies and the necessary hardware for installation.

Fits '96-'17 FLSTC, '93-'96 FLSTN, '94-later FLHR and FLHRC, '94-'13 FLHT, FLHTC and FLHTCU and '98-'03 FLTR models.

**69153-03A**

Smoked Lens and Amber Bulb, Domestic.



C. BULLET STYLE TURN SIGNAL KIT – FRONT, SMOKED LENS



C. BULLET STYLE TURN SIGNAL KIT – REAR, SMOKED LENS



D. FRONT TURN SIGNAL RELOCATION KIT – (69433-08A SHOWN)



E. FRONT TURN SIGNAL RELOCATION KIT – CHROME, (68517-94A SHOWN)



E. FRONT TURN SIGNAL RELOCATION KIT – GLOSS BLACK, (68643-09 SHOWN)



E. FRONT TURN SIGNAL RELOCATION KIT – XL1200X MODELS

# LIGHTING 633

## Turn Signal Relocation Kits

### D. FRONT TURN SIGNAL RELOCATION KIT

Styled to blend with the lower triple clamp. This chrome-plated Turn Signal Relocation Kit moves the Original Equipment bullet-style turn signals from the handlebar to the front fork for a clean, streamlined look. Kit includes left and right mounting stalk and all required hardware.

**69433-08A**

Fits '08-'17 Dyna® models (except FLD and FXDSE).

**58742-05**

Fits '93-'05 FXDWG, '86-'15 FXST, FXSTB and FXSTC and '00-'07 FXSTD models.

### E. FRONT TURN SIGNAL RELOCATION KIT

This kit includes the required hardware and wiring to move the front directional from the handlebar to the lower triple clamp.

Fits '88-later XL (except XL1200CX, XL1200T, XL1200X, XL1200XS and '11-later XL883L and XL1200C) and '91-'05 Dyna models (except FXDWG and FXDXT).

**68517-94A** Chrome.

**68643-09** Gloss Black.

Fits '10-'15 XL1200X models.

**67800452** Satin Black.

### F. FRONT TURN SIGNAL SWIVEL ASSEMBLY KIT – CHROME

Add a subtle chrome detail to match your own chrome accessories with this swivel kit, a durable stylish replacement for the stock zinc-plated swivel.

**68185-00**

Fits '88-'03 XLH883, XLH883 Hugger™, XL1200C and XL1200S, '88-later FXR, FXRS and FXLR, '91-'08 FXDWG, '91-later FXD, FXDL, FXDX and FXDXT, '88-'17 FLS, FLSS, FLSTF, FLSTFB, FLSTFBS, FXST, FXSTB, FXSTC, FXSTD, FXSTS and FXSTSB, '18-later Softail® models (except FLDE, FLHC and FLHCS and FXLRST) and '97-'03 FLSTS models. (Does not fit with Turn Signal Relocation Kits or '03 FXSTDSE or FLHRSE.)

LIGHTING

Model Family Fitment:

V-ROD   
  SPORTSTER   
  DYNA  
 SOFTAIL   
  TOURING



F. FRONT TURN SIGNAL SWIVEL ASSEMBLY KIT – CHROME



# 634 LIGHTING

## Turn Signals

### A. NARROW REAR DIRECTIONAL BAR – CHROME

Enhance the rear profile of your Softail® or Touring model with this Narrow Chrome Directional Bar that enhances the visual proportions of the bike. At 10" wide, this die-cast, chrome-plated bar is 3" shorter than the stock bar and features the same great quality.

#### 68611-98

Fits '86-'17 FLST and FLSTC, '93-'96 FLSTN, '09-'13 FLHTC, FLHTCU and FLHTK and '91-'08 Touring models (except '04-later FLHRS and FLTR). (Does not fit with Flat Lens Turn Signal Module P/N 91699-99A.)

### B. BULLET REAR TURN SIGNAL BAR KIT – CHROME

Give your bike a new sporting attitude with the Bullet Turn Signal Kit. The chrome-plated bar and bullet turn signal housings provide a custom look and the narrow profile places the signal lamps between the saddlebag and the rear fender for a sleek appearance.

Fits '99-'08 Touring models (except FLHX), '09-'13 FLHRC, FLHTC, FLHTCU, and FLHTK models (Original Equipment on FLTRU). Also fits '99-later FLST and FLSTC models. Will not fit FLSTC models with '00-later Original Equipment Heritage Classic Saddlebags.

68615-04 Domestic.

68617-04 International.

### C. NARROW MOUNTING KIT FOR REAR TURN SIGNALS

Tuck the rear turn signals close to the fender struts. These sleek chrome-plated turn signal mounts move the Original Equipment bullet turn signals 1" closer to the rear fender for a custom narrow profile.

#### 69820-06

Fits '02-'17 FXD, FXD35, FXDB, FXDC, FXDL, FXDX, '07-'08 FXDB, '02-'05 FXDWG, '02-'17 FLSTF, FLSTFB, FLSTFBS, FLSTS and FLSTSC and '02-'05 FXST, FXSTS and FXSTB and '18-later Softail models (except FLDE, FLHC, FLHCS, FLSE, FXDRS and FXLRST). Will not fit with saddlebags or FLD rear light bar.

### D. AUXILIARY BRAKE LIGHT/RUNNING LIGHT/TURN SIGNAL CONVERSION KIT\*

Turn signal module adds an auxiliary brake light and running light function to your existing turn signals for auxiliary rear lighting. Red lenses glow when the headlamp is on and increase in intensity when brakes or turn signals are activated. Easy to install, the kit simply plugs into your existing wiring harness. Red turn signal lenses are included. Meets DOT requirements.

#### 68000123A Flat Lens.

Fits '14-later Touring models equipped with Original Equipment flat lens style turn signals.

#### 69461-06D Flat Lens.

Fits '96-'17 Softail® and '97-'08 Touring models (except FLHX) equipped with Original Equipment flat lens style turn signals. Also fits '09-'13 FLHR, FLHRC, FLHTC, FLHTCU and FLHTK models. (Does not fit with Narrow Chrome Directional Bar P/N 68611-98.)

#### 69462-06D Bullet Lens.

Fits '02-'03 XL, '02-'17 Dyna® (except FXDXT and '09-'17 FXDB and FXDWG) and '02-'17 Softail (except FXS, FXSB, FXSBSE, FXSTD and FXSTD1) models with stock bullet-style turn signals. (NOTE: Not intended for use on '05-later FLSTN, '04-later FLHRS, FLHTCSE, FLHX and FLTR or models equipped with Bullet Turn Signal Bar Kit P/N 68615-04 or 68617-04. If installed on these models, the system will function properly but will not meet the DOT minimum separation requirements for a red tail light to red turn signal.)



A. NARROW REAR DIRECTIONAL BAR – CHROME



B. BULLET REAR TURN SIGNAL BAR KIT – CHROME



C. NARROW MOUNTING KIT FOR REAR TURN SIGNALS



D. AUXILIARY BRAKE LIGHT/RUNNING LIGHT/TURN SIGNAL CONVERSION KIT – FLAT LENS STYLE



E. LIGHT BAR WITH LED BULLET TURN SIGNALS – BLACK WITH SMOKED LENSES



E. LIGHT BAR WITH LED BULLET TURN SIGNALS – CHROME WITH RED LENSES



E. LIGHT BAR WITH LED BULLET TURN SIGNALS



F. BULLET REAR LIGHT BAR – GLOSS BLACK



67800484

67800483

# LIGHTING 635

## Rear Lighting

### E. LIGHT BAR WITH LED BULLET TURN SIGNALS

These Turn Signals feature fast-acting, extra bright LEDs set in compact bullet-shaped die-cast housings. Available with red or smoked lenses, these lamps glow a bright red color when functioning as brake lamps, running lights and directional indicators. The kit includes the Rear Light Bar with integrated down-lighting for the license plate, bullet lamp housings and wiring. Installation does not require installation of a control box or load equalizer and the turn signals attach directly to existing wiring without cutting or splicing. These LED signals are the perfect match for the available LED Front Turn Signals. Meets DOT requirements.

Fits '17-later FLHRXS and '14-later FLHT, FLHX, FLHXS, FLTRX and FLTRXS models with Original Equipment rear bullet stop/turn/tail light bar.

67800493 Black – Red Lens.

67800494 Black – Smoked Lens.

67800491 Chrome – Red Lens.

67800492 Chrome – Smoked Lens.

### F. BULLET REAR LIGHT BAR – GLOSS BLACK

Complete the blacked-out treatment of your custom Touring bike. This complete kit replaces the Original Equipment chrome bar and lamps with a sinister black edition for a minimalistic look. The kit includes the Rear Light Bar with integrated down-lighting for the license plate, bullet lamp housings and wiring.

Fits '10-later Street Glide®, '10-later Road Glide® and '17-later FLHRXS models with Original Equipment rear bullet turn signal light bar.

67800483 Domestic.

67800484 International.



**\*WARNING:** Disconnecting your DOT-required tail, brake and turn signal lighting could reduce your visibility to others and result in death or serious injury.

#### Model Family Fitment:

- V-ROD
- SPORTSTER
- DYNA
- SOFTAIL
- TOURING



# 636 LIGHTING

Tour-Pak® & Saddlebag Lighting

## A. TOUR-PAK® SPOILER KIT

The combination of contoured styling and the practicality of an integrated auxiliary LED running/brake light blend form and function into the Tour-Pak® Spoiler.

Fits '14-later Touring models equipped with King or Chopped Tour-Pak luggage. Installation requires separate purchase of Tour-Pak Lid Spoiler Light Kit P/N 53000238 or 53000239.

**57200086BDK** Primed.  
**57200086DHD** Vivid Black.

## ALSO AVAILABLE: LED LIGHT KIT – TOUR-PAK SPOILERS

Custom fit to Tour-Pak Spoilers, these fast-acting LED Light Kits operate as a supplemental rear running light and brake light. The high mounting position places the light in the line-of-sight of following vehicles, and the bright, fast-acting red LED lamps get you noticed. Wiring is concealed for a clean, custom installation. Available with red or smoked lens.

Fits '14-later Touring models and '14-later Tri Glide® models equipped with Tour-Pak Spoiler Kit. FLHT, FLHX, FLHXS, FLHXST, FLTRX, FLTRK, FLTRXS models will require separate purchase of Wiring Harness P/N 69201157. Does not fit HDI models.

**53000238** Red Lens.  
**53000239** Smoked Lens.



A. TOUR-PAK SPOILER KIT (SHOWN WITH LED LIGHT KIT)



B. SADDLEBAG LID SPOILER KIT (SHOWN WITH LED LIGHT KIT)



C. KEYSTONE AUXILIARY LED RUN/BRAKE/TURN LAMP



C. KEYSTONE AUXILIARY LED RUN/BRAKE/TURN LAMP



## B. SADDLEBAG LID SPOILER KIT

Aero styling and a practical addition to rear visibility. Color-Matched Saddlebag Lid Spoilers equipped with bright fast-acting LED lamps that will get you noticed.

Fits '14-later Touring models with hard saddlebags. Installation requires separate purchase of Saddlebag Lid Spoiler Light Kit P/N 90200735 or 90200736.

**57200087BDK** Primed.  
**57200087DHD** Vivid Black.

## ALSO AVAILABLE: LED LIGHT KIT – SADDLEBAG SPOILERS

Custom fit to Saddlebag Lid Spoilers, these fast-acting LED Light Kits operate as a supplemental rear running light, brake light and turn signals. The bright, fast-acting red LED lamps get you noticed and the mounting position places the light above the traditional rear fender-mounted lamps and closer to the line-of-sight of following vehicles. Wiring is concealed for a clean, custom installation. Available with red or smoked lens.

Fits '14-later Touring models equipped with Saddlebag Spoiler Kit (sold in pairs).

**90200735** Red Lens.  
**90200736** Smoked Lens.

## C. KEYSTONE SIGNATURE LED RUN/BRAKE/TURN LAMP

Nestled in the fender strut opening, these Keystone LED lamps add stylish and practical lighting to the rear of the bike. When the bike is parked, the dark lamps fill the gap between the fender and saddlebags for a clean, uncluttered look. Lamps are mounted in a sealed housing that slips into the opening and are held in place with the saddlebag support hardware and an adhesive pad.

Fits '14-later FLHR, FLHTCU, FLHTCUL, FLHTK, FLHTKL, and FLTRU models.

**67801080** Red Lens.  
**67801082** Smoked Lens.



D. SIGNATURE LED SADDLEBAG RUN/BRAKE/TURN LAMP



E. SIGNATURE LED KING TOUR-PAK® LUGGAGE CARRIER RUN/BRAKE/TURN LAMP KIT – BLACK HOUSING/RED LENS



E. SIGNATURE LED KING TOUR-PAK® LUGGAGE CARRIER RUN/BRAKE/TURN LAMP KIT – BLACK HOUSING/SMOKED LENS



F. SIGNATURE LED TOUR-PAK SIDE MARKER LIGHT KIT – BLACK HOUSING/ RED LENS / SMOKED LENS



# LIGHTING 637

Tour-Pak® & Saddlebag Lighting

## SIGNATURE LED REAR LIGHTING

Signature LED Rear Lighting delivers modern style and function that improves rider conspicuity to surrounding traffic. The light pipe around the perimeter diffuses light and is always illuminated as a running light for eye-catching visibility. LED Brake and Turn lights exceed the output of Original Equipment rear lighting. These lamps offer easy plug-and-play installation that requires no wiring splicing.

## D. SIGNATURE LED SADDLEBAG RUN/BRAKE/TURN LAMP

Add functional lighting to the rear of your Touring bike with these run/brake/turn lights. Lamps may act as a supplement to the Tour-Pak® luggage carrier mounted rear lighting, and also permit the removal of the Tour-Pak® luggage carrier with a Detachable Mounting Kit.

Fits '14-later Touring models equipped with standard or stretched saddlebags.

**67801023** Red Lens.  
**67801024** Smoked Lens.

## E. SIGNATURE LED KING TOUR-PAK® LUGGAGE CARRIER RUN/BRAKE/TURN LAMP KIT

Sequential turn signal elements sweep outward from the center to grab the attention of other motorists and make the motorcycle more conspicuous. Offered with Smoked or Red lenses.

Fits '14-later Touring and Trike models equipped with King Tour-Pak® luggage carrier.

**67801129** Red Lens.  
**67801128** Smoked Lens.

## F. SIGNATURE LED TOUR-PAK SIDE MARKER LIGHT KIT

Replaces Original Equipment King Tour-Pak side marker lights with brilliant LED elements to complement LED Signature lighting to the rear of the motorcycle. Offered with Smoked or Red lenses.

Fits '14-later Touring and Trike models equipped with King Tour-Pak® luggage carrier.

**68000312** Red Lens.  
**68000313** Smoked Lens.



**\*WARNING:** Disconnecting your DOT-required tail, brake and turn signal lighting could reduce your visibility to others and result in death or serious injury.



**\*WARNING:** Disconnecting your DOT-required tail, brake and turn signal lighting could reduce your visibility to others and result in death or serious injury.

Model Family Fitment:

V-ROD   
  SPORTSTER   
  DYNA  
 SOFTAIL   
  TOURING



# 638 LIGHTING

Tail Lamps – LED

## A. LAYBACK LED TAIL LAMP

Shaped to mirror the contour of the rear fender, this Layback LED Tail Light combines style and performance in one. Featuring an array of fast acting red LED lamps arranged in a grid pattern, this bright running lamp outshines traditional incandescent lamps. And when you hit the brakes, you'll grab everyone's attention. Available in your choice of red or smoked lenses, this complete tail lamp assembly features an easy plug-in connection to the Original Equipment wiring harness. Lamp meets ECE requirements.

Fits '99-later XL (except XL883N, XL1200CX, XL1200N, XL1200NS, XL1200V, XL1200X, XL1200XS and '11-later XL1200C), '99-'17 FXDL, '18-later FXLR, FLHC and FLHCS, '03-'17 FXST, FXSTB, FXSTC and FXSTS, '00-'17 FLST, FLSTC, FLSTF, FLSTFB, FLSTFBS and FLSTSB, '09-later FLHRC, FLHTC, FLHTCU, FLHTK and FLTRU and '99-'08 Touring models (except FLHX, '05 FLHTCSE, '07-'08 FLHRSE and models equipped with License Plate Relocation Kit P/N 53702-04). Does not fit models with Bobtail fenders.

**67800355** Red Lens with Plate Lamp.  
For U.S. and Canada.

**67800356** Smoked Lens with Plate Lamp.  
For U.S. and Canada.

**67800614** Red Lens with Plate Lamp.  
For all markets (except U.S. and Canada).

**67800615** Smoked Lens with Plate Lamp.  
For all markets (except U.S. and Canada).

Fits '07-'08 FLHRSE, '05 FLHTCSE, '06-'09 FLHX, '09 FLHT, '09-later FLHR (except FLHRXS), and FLTR and models equipped with License Plate Relocation Kit P/N 53702-04.

**67800357** Red Lens.  
For U.S. and Canada.

**67800358** Smoked Lens.  
For U.S. and Canada.

**67800616** Red Lens.  
For all markets (except U.S. and Canada).

**67800617** Smoked Lens.  
For all markets (except U.S. and Canada).



A. LAYBACK LED TAIL LAMP – SMOKED



A. LAYBACK LED TAIL LAMP – ON



A. LAYBACK LED TAIL LAMP – RED



A. LAYBACK LED TAIL LAMPS

## B. CHOPPED FENDER EDGE LIGHT

Style and function in one. This center-mount auxiliary running and brake light commands the attention of following vehicles. The bright, fast-acting LED lamp glows red when the ignition is on and intensifies when the brakes are applied. The low-profile lamp is contoured to hug the curve of the chopped rear fender and adds a stylish touch of color, even when the bike is parked.

**73416-11** Red Lens.  
Fits '10-'17 FXDWG models.

**73420-11** Red Lens.  
Fits '04-'13 XL883N, XL1200N, XL1200V, XL1200X and models equipped with Chopped Rear Fender Kit P/N 60236-09, 60236-10 and side-mount license plate. Will not fit models with center-mount license plates.

**68000105** Red Lens.  
Fits '14-later XL883N, XL1200NS, XL1200V, XL1200X, XL1200XS and '14-later models equipped with Chopped Rear Fender Kit P/N 60236-09, 60236-10 and side-mount license plate. Will not fit models with center-mount license plates.



B. CHOPPED FENDER EDGE LIGHT – DYNA WIDE GLIDE



C. LED TAIL LAMPS



D. ELECTRA GLO STEALTH AUXILIARY LED RUN/ BRAKE/TURN LAMP – ON



F. TRI-BAR LIGHT UPGRADE – AUXILIARY RUNNING LIGHT/BRAKE LIGHT



E. CENTER-MOUNT AUXILIARY RUNNING & BRAKE LIGHT



G. REAR FENDER TIP LIGHT – AUXILIARY RUNNING LIGHT/BRAKE LIGHT

## C. LED TAIL LAMP

Combine LED technology and contemporary styling for a bright new look. Featuring a full array of 20 fast-acting red LED lamps, this brilliant running and brake lamp will grab everyone's attention. Designed to fit the contour of both Bobtail and full rear fenders, the smoked or red lens Bar & Shield logo-accented tail lamp complements any custom direction. The black or chrome bezel is wrapped in a clear outer housing for a mirror-like finish. Easy plug-in connection to the Original Equipment wiring harness.

**67800133** Red Lens/Chrome Bezel.  
Fits '09-later FLHTCUTG and '10-'11 FLHXXX models. Sold in pairs.

**67800457** Red Lens/Chrome Bezel.  
Fits '15-later FLRT models. Sold in pairs.



H. TRI-BAR LED TAIL LIGHT – ON



I. CUSTOM LED TAIL LAMP – RED LENS

### Model Family Fitment:

- V-ROD
- SPORTSTER
- DYNA
- SOFTTAIL
- TOURING

# LIGHTING 639

Saddlebag Lighting

## D. ELECTRA GLO™ STEALTH AUXILIARY LED RUN/ BRAKE/TURN LAMPS\*

Keep a low profile while drawing maximum attention. These covert lamps hug the bottom edge of the saddlebags, and provide a subtle band of red light beneath the bike when the ignition is on. To help grab the attention of following drivers, the fast-acting LED lamps increase in intensity when the brakes or turn signals are applied. Strong adhesive pads secure the water- and shock-proof housings to the bags, and the quick-release wiring harness connects to the bike's wiring without splicing. Kit includes left and right lamp and quick-disconnect wiring harness.

Fits '14-later Touring models with standard hard saddlebags. Does not fit models equipped with Original Equipment or accessory Stretched Saddlebags or with some 4.5" accessory mufflers.

**67800554** Red Lens.

**67800555** Smoked Lens.

Fits '93-'13 Touring models with standard hard saddlebags. Does not fit models equipped with Original Equipment or accessory Stretched Saddlebags.

**67800574** Red Lens.

**67800575** Smoked Lens.

## E. CENTER-MOUNT AUXILIARY RUNNING AND BRAKE LIGHT\*

Brilliant red center-mount running and brake light grabs the attention of following vehicles. The fast-acting long life LEDs glow red when ignition is on and intensify when the brakes are applied. The low-profile chrome shell attaches to and hugs the contour of the turn signal bar for a custom look. Plug-in connection for easy installation.

**6800029A**

Fits '10-'13 FLHX and FLTRX models.

## F. TRI-BAR LIGHT UPGRADE – AUXILIARY RUNNING LIGHT/BRAKE LIGHT\*

Upgrade the Original Equipment Tri-Bar fender light from a single-mode running light to a dual-mode running and brake light. The three smoked light bands glow red in the running mode and increase in intensity when the brakes are applied.

**68358-07A**

Fits '06-'09 FLHX models.

**67774-10**

Fits '10-later FLHX and FLTRX models (except HDI models).

## G. REAR FENDER TIP LIGHT – AUXILIARY RUNNING LIGHT/BRAKE LIGHT\*

Upgrade your Touring model's Original Equipment fender tip light from a single-mode running light to a dual-mode running and brake light. The brilliant lamp glows red in the running mode and increases in intensity when the brakes are applied. The available smoked or red lenses complement any styling direction. Easy plug-in connection to the Original Equipment wiring harness.

Fits '09-'16 FLHTC, FLHTCU, FLHTCUL, FLHTK, FLHTKL and '16 FLTRU models.

**59685-10** Red Lens.

**59776-10** Smoked Lens.

## H. TRI-BAR LED TAIL LIGHT

The lamp assembly fills the fender opening for a custom look and the minimalist license plate bracket continues the streamlined appearance. Features easy plug-in connection to the Original Equipment wiring harness. DOT and TUV compliant.

**69817-07A** Smoked Lens.

Fits '06-'15 FXST, FXSTB, FXSTC, FXSTS and FLSTSB models. Original Equipment on '07-'08 FXSTSSE models. Will fit with Bobtail Fender Racks P/N 53979-07A and 56452-07 when used with Installation Kit P/N 59320-07A. Does not fit with Bobtail Fender Rack P/N 56452-07, 60161-06 or 53979-07.

## I. CUSTOM LED TAIL LAMP

Available with a red or clear outer lens, the installed lens adds a red metallic or chrome finishing touch to the rear fender. Featuring easy plug-in connection to the Original Equipment wiring harness. Meets DOT and TUV requirements.

**69366-07** Red Lens with Chrome Reflector.

Fits '02-'11 VRSC™ models (except VRSCF) and '00-'07 FXSTD models.

**! \*WARNING:** Disconnecting your DOT-required tail, brake and turn signal lighting could reduce your visibility to others and result in death or serious injury.



# 640 LIGHTING

## Tail Light Visors

### A. TAIL LIGHT VISORS

Mirror-finish chrome visor dresses the tail light in style. Available in your choice of design, this easy-to-install visor adds a finishing touch.

Fits '73-later models (except Revolution® Max, VRSC™, XG, XR, XL883N, XL1200CX, XL1200N, XL1200NS, XL1200SX, XL1200V, XL1200X, FXDF, FXDLS, FXDWG, FXWG, FLS, FLSE, FLSS, FLSTN, FLSTS, FLSTSB, FX Softail®, FXSE, FLHX, FLHTCUTG, FLRT, FLTRX, FLTRXS, FLHXST, FLTRXST and FLTRXSE, '11-later XL1200C, '09-'17 FXDB, '14-later FLHXS, FLTRXSE, FLHRSE and FLHTKSE and '09-later FLHR and FLTR models).

**68006-83T** Classic Chrome.

**68011-91T** Eagle Wing Gold.



A. TAIL LIGHT VISOR – CLASSIC CHROME



A. GOLD TAIL LIGHT VISOR – EAGLE WING

### B. TAIL LIGHT COLLAR – CHROME

This chrome-plated ABS tail light collar dramatically changes the appearance of your rear fender. The collar is easy to install and the kit includes all mounting hardware.

**68311-01**

Fits '73-later models (except Revolution® Max, VRSC™, XG, XR, XL883N, XL1200CX, XL1200N, XL1200NS, XL1200SX, XL1200V, XL1200X, FXDF, FXDLS, FXDWG, FXWG, FLS, FLSE, FLSS, FLSTN, FLSTS, FLSTSB, FX Softail®, FXSE, FLHX, FLHTCUTG, FLRT, FLTRX, FLTRXS, FLHXST, FLTRXST and FLTRXSE, '11-later XL1200C, '09-'17 FXDB, '14-later FLHXS, FLTRXSE, FLHRSE and FLHTKSE and '09-later FLHR and FLTR models).

**68332-08**

Fits '06-'09 FLHX and '09-later FLHR, FLHRC and '06-'09 FLTR and FLHTCUTG models with Original Equipment tail lamp. Also fits Touring models equipped with Bullet Turn Signal and License Plate Relocation Kit P/N 53702-04A.



B. TAIL LIGHT COLLAR – CHROME



C. CURVED LICENSE PLATE FRAME – SOFTAIL DELUXE, CHROME

### C. CURVED LICENSE PLATE FRAME – SOFTAIL® DELUXE

Love the look of your bike but hate the appearance of your state-mandated license plate? This stylish Curved License Plate Frame is shaped to hug the contour of the rear fender and layback design reduces the "in-your-face" look of the flat, unfinished plate. Designed to replace the upright license plate mount, the front frame cover hides the plate's holes and raw edges and the solid backing plate conceals the unfinished rear side of the plate. Available in chrome, the complete kit includes all required mounting hardware.

**67900007** Chrome.

Fits '05-'17 FLSTN and '05-'07 FLSTSC models.

### D. LAYBACK LICENSE PLATE AND TURN SIGNAL RELOCATION KIT

This kit combines our popular Layback License Plate Mount with an integrated turn signal bar to add a stylish slant to the rear fender. Kit relocates the Original Equipment bullet-style turn signals from the fender strut to the turn signal bar to allow clearance for saddlebags. This kit is a stylish alternative to Turn Signal Relocation Kit P/N 68732-02A and includes all necessary mounting hardware.

**60215-06**

Fits '04-later XL (except XL883N, XL1200C, XL1200CX, XL1200N, XL1200NS, XL1200T, XL1200V, XL1200X and XL1200XS) and '02-'17 Dyna® models (except FLD, FXDF, FXDWG and '09-'17 FXDB). Does not fit models equipped with side-mount license plates.



D. LAYBACK LICENSE PLATE AND TURN SIGNAL RELOCATION KIT



E. CURVED LICENSE PLATE FRAME WITH LED LIGHTING – CHROME



E. CURVED LICENSE PLATE FRAME WITH LED LIGHTING – GLOSS BLACK



F. CURVED LICENSE PLATE FRAME – TOURING, CHROME



F. CURVED LICENSE PLATE FRAME – TOURING, GLOSS BLACK



G. LAYBACK LICENSE PLATE MOUNT – FENDER TOP



G. LAYBACK LICENSE PLATE MOUNT – TOURING

# LIGHTING 641

## License Plate Frames & Mounts

### E. CURVED LICENSE PLATE FRAME WITH LED LIGHTING

Dress up the rear of your Street Glide® or Road Glide® model and add practical auxiliary lighting at the same time. Designed to replace the Original Equipment black license plate bracket, this curved license plate frame is shaped to hug the contours of the rear fender. The mount attaches to the underside of the rear turn signal bar, and the smooth license plate frame with signature Harley-Davidson script appears to float above the fender for a custom look. The frame features two vertical LED halo lights that glow while in the run mode and burn brightly when the brakes are applied. Kit includes all necessary harnesses and connectors to enable complete installation – no drilling or wire splicing is required. Available in your choice of chrome or gloss black finish.

Fits '10-later FLHRXS, FLHX, FLHXS, FLHXST, FLTRX, FLTRXS and FLTRXST models.

**67900275** Chrome.

**67900273** Gloss Black.

### F. CURVED LICENSE PLATE FRAME – TOURING

Love the look of your bike but hate the appearance of your state-mandated license plate? This stylish Curved License Plate Frame is shaped to hug the contour of the rear fender. Designed to replace the Original Equipment black license plate bracket, installation requires no drilling or rewiring. The front frame cover conceals the plate's mounting holes and raw edges and the curved shape hides the unfinished rear side of the plate. Available in chrome or gloss black finish, the complete kit includes all required mounting hardware.

Fits '10-later FLHRXS, FLHX, FLHXS, FLHXST, FLTRX, FLTRXS and FLTRXST models.

**67900008** Chrome.

**67900058** Gloss Black.

Fits '09, FLHR, FLHT and FLTR and '06-'08 FLHX models.

**67900056** Chrome.

### G. LAYBACK LICENSE PLATE MOUNT

Showcase your laid-back attitude by replacing the stand-up license plate mount. Chrome-plated die-cast mount tips the license plate back for a low-profile style. Kit accepts plates measuring to 7.25" x 4.25" (184 x 108mm). Kit includes chrome-plated license mounting hardware, installation hardware and rear fender reflector.

**60280-07** Fender Top.

Fits license plate up to 7-1/4" x 4-1/4". Fits models with a three-hole rear fender mount license plate bracket. (Does not fit VRSC™, XL883N, XL1200CX, XL1200N, XL1200NS, XL1200T, XL1200V, XL1200X, XL1200XS, FLD, FXDS-CONV, FXDXT, FLSTS, FXCW, FXCWC, RA1250, RA1250S, Touring, Trike, models with a Bobtail Rear Fender, '00-'01 FXDX, '11-later XL1200C, '09-'17 FXDB, '18-later Softail® and '10-'17 FLS, FLSS, FXDWG, FXS, FXSB and FXSBSE models). (Check for clearance before installing with rear fender rack.)

**60277-07** Touring.

Fits '99-'08 Road King®, Road Glide® and Electra Glide® Standard models with 7.25" x 4.25" license plate.

#### Model Family Fitment:

- V-ROD
- SPORTSTER
- DYNA
- SOFTAIL
- TOURING



# 642 LIGHTING

## License Plate Frames & Mounts

### A. HARLEY-DAVIDSON® LICENSE PLATE FRAME

Make your plate shine with this chrome-plated license plate frame, featuring a black paint-filled Harley-Davidson logo. Includes chrome-plated stainless steel mounting hardware.

#### 60051-01

Fits 7.25" x 4.25" license plates (except XR, '14-later Touring, '09-later Trike, and models equipped with layback license plate mounting kits or side-mount license plates).

### B. HARLEY-DAVIDSON SCRIPT LICENSE PLATE FRAME

If a license plate is required, you might as well make it look good. This decorative, chrome-plated license plate frame has three-dimensional twist contours, a black Harley-Davidson script and a DOT compliant reflector. Stainless steel mounting hardware included.

#### 59141-98

Fits 7.25" x 4.25" license plates (except XR, FXDLS, FXSE, '14-later Touring models, '09-later Trike, and models equipped with layback license plate mounting kits or side-mount license plates).

### C. LICENSE PLATE FRAME – CHROME

#### 59863-94T

Fits 7.25" x 4.25" license plates (except XR, XL883N, XL1200CX, XL1200V, XL1200X, FXBB, FXBBS, FLSL, FXFB, FXFBS, FLFB, FLFBS, FXBR, FXBRS, FXDB, FXDF, FXDLS, FXCW, FXCWC, FXSB, FXSE, Trike and '10 FXDWG models).

### D. SKULL LICENSE PLATE MOUNTING HARDWARE

Leave them looking at your "attitude." This complete license plate hardware kit features chrome-plated skull-shaped bolts with sinister black-filled eyes. The hardware is installed with a special open wrench to reduce the possibility of license plate theft. Kit includes 4 skull bolts, nuts, lock washers and the special wrench.

#### 94546-05 Universal (except FLHTCUTG).

### E. BAR & SHIELD LOGO LICENSE PLATE MOUNTING HARDWARE KIT

Proudly display the Bar & Shield. The Bar & Shield logo shaped bolt heads on this unique chrome-plated stainless steel License Plate Mounting Kit stand out from the pack. The hardware is installed with a custom Bar & Shield logo shaped wrench, reducing the possibility of license plate theft. The kit includes 4 lock nuts, washers, bolts and the special wrench.

#### 94114-02 Universal (except FLHTCUTG).

### F. WILLIE G SKULL COLLECTION LICENSE PLATE HARDWARE KIT

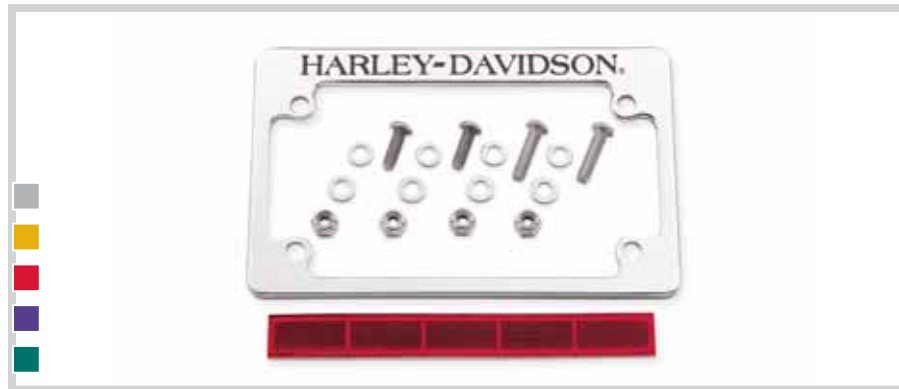
Your bike has an attitude front to back and the final view they see should reflect it. This chrome-plated hardware kit features a skull logo set off by a black background. Sold in sets of 4, includes .25"-20 x .75" fasteners with lock nuts and washers.

#### 41170-03 Universal (except FLHTCUTG).

### G. BAR & SHIELD LOGO LICENSE PLATE HARDWARE KIT

This chrome-plated hardware kit features the Bar & Shield logo set against a gloss black background. Kit includes a set of four .25"-20 x .75" fasteners with matching lock nuts and washers.


#### 41161-01 Universal (except FLHTCUTG).



A. HARLEY-DAVIDSON LICENSE PLATE FRAME




B. HARLEY-DAVIDSON SCRIPT LICENSE PLATE FRAME



C. LICENSE PLATE FRAME – CHROME



D. SKULL LICENSE PLATE MOUNTING HARDWARE




E. BAR & SHIELD LOGO LICENSE PLATE MOUNTING HARDWARE KIT




F. WILLIE G SKULL COLLECTION LICENSE PLATE HARDWARE KIT



G. BAR & SHIELD LOGO LICENSE PLATE HARDWARE KIT




H. LICENSE PLATE MOUNTING KIT WITH BUTTON HEAD SCREWS



I. LICENSE PLATE MOUNTING KIT



J. LOUD SIDE-MOUNT HORN KIT



K. LOUD HORN KIT – GLOSS BLACK



K. LOUD HORN KIT – CHROME

# LIGHTING 643

## Horns

### H. LICENSE PLATE MOUNTING KIT WITH BUTTON HEAD SCREWS

Kit contains two chrome button head screws, two chrome acorn nuts, two chrome flat washers and two chrome lock washers.

#### 94109-95 Universal fitment.

### I. LICENSE PLATE MOUNTING KIT

Kit contains two chrome .25" acorn nuts, two chrome .25"-20 screws and two chrome .25" lockwashers.

#### 94135-93T Universal fitment.

### J. LOUD SIDE-MOUNT HORN KIT

Get noticed. Ride with increased confidence with a loud horn that will grab everyone's attention. Engineered to be 5dB louder (at 2 meters) than the '13-earlier Original Equipment side-mounted horn. The loud horn is stock on '14-later models equipped with side-mount horns. Designed to be a plug-in replacement that is easy to install. Fits all H-D® side-mount horn covers.

#### 69060-90H

Fits '91-'17 VRSC™, '91-later XL1200C and XL1200V, '91-'17 Dyna® (except '14-'17 FXDL), '91-'17 Softail® (except FLSTS, FLSTSC, FXCW, FXCWC, FXS, FXSB and FXSBSE), '91-later Touring and '09-later Trike models.

### K. LOUD HORN KIT

Grab everyone's attention. Engineered to be 3dB louder (at 2 meters) than the Original Equipment front-mounted horn, this Horn Kit is tuned to a frequency that helps cut through the background noise. Designed to be a plug-in replacement for the factory horn, this easy-to-install option is available in your choice of brilliant chrome or gloss black finish. The traditional Bar & Shield logo adds a classic finishing touch.

Fits '96-later XL and '08-'13 XR models with front-mount horn.

#### 69000007 Chrome.

#### 69000009 Gloss Black.

#### Model Family Fitment:

- V-ROD
- SPORTSTER
- DYNA
- SOFTAIL
- TOURING



# 644 LIGHTING

Horns

## A. HORN COVER – BLACK MACHINE CUT


Add some edgy custom detail and express big attitude with contrasting style. Durable billet aluminum with rich black finish. Deep machine cut grooves expose bright aluminum and add edgy detail. Easy custom detail that hides the horn. Easy to install with included mounting hardware. Complete this custom look with additional edge cut accessories.

**61301177**

Fits '93-later models with side-mounted horn (except VRSC™ and XG models).



A. BLACK MACHINE CUT HORN COVER



B. WILLIE G SKULL COLLECTION HORN COVER – BLACK



F. WILLIE G SKULL COLLECTION HORN COVER – CHROME



G. SMOOTH HORN COVER



## B. WILLIE G SKULL COLLECTION HORN COVER – BLACK

As vast and infinite as your style, these Willie G Skull Collection Accessories are drenched in rich obsidian black and let you take the blacked-out look to a whole new level. The menacing dimensional skull and surrounding Harley-Davidson Motorcycles script add just the right touch of attitude to their clean, dark as night backdrops. Styled to complement other Willie G Skull Collection Accessories, this Round Horn Cover features a cast 3-dimensional Willie G Skull with surrounding Harley-Davidson Motorcycles script. This kit re-uses Original Equipment horn and mounting hardware.

**61301045**

Fits '93-later models with side-mounted horn (except VRSC and XG models). Not available in India or China markets.

## C. DARK CUSTOM LOGO HORN COVER

The famous Harley-Davidson #1 logo with a sinister twist. This horn cover is coated in gloss black and features a machined aluminum Dark Custom logo recessed in the face. The look complements other Dark Custom collection accessories, or is a perfect stand-alone addition to a completely blacked-out ride. The oval horn cover features a deep drawn steel chamber to maintain horn tone and volume. Simple to install, this kit re-uses Original Equipment horn and mounting hardware.

**61300621**

Fits '93-later models with side-mounted horn (except VRSC and XG models).



C. DARK CUSTOM LOGO HORN COVER



D. GLOSS BLACK HORN COVER – WATERFALL STYLE



H. BAR & SHIELD LOGO HORN COVER



I. SIDE-MOUNT HORN KIT – CHROME



## D. GLOSS BLACK HORN COVER

This Horn Cover Kit is the perfect start in converting your powertrain to a striking blacked-out look. Manufactured from Original Equipment components, this cover is painted alongside our other components to ensure a matching black finish. Simple to install, this kit re-uses Original Equipment horn and mounting hardware.

Fits '93-later models with side-mounted horn (except VRSC and XG models).

**61300623** Waterfall Style.

**61300452** Cowbell Style.

## E. WRINKLE BLACK HORN COVER

This powder coated horn cover is the perfect start in converting your powertrain to a striking blacked-out look. Manufactured from Original Equipment components, this cover is painted on the factory production line to ensure a matching wrinkle black finish.

**69039-09A**

Fits '93-later models with side-mounted horn (except VRSC and XG).



D. GLOSS BLACK HORN COVER – COWBELL STYLE



E. WRINKLE BLACK HORN COVER



J. CLASSIC HORN



Model Family Fitment:

- V-ROD
- SPORTSTER
- DYNA
- SOFTAIL
- TOURING

# LIGHTING 645

Horns

## F. WILLIE G SKULL COLLECTION HORN COVER – CHROME

Styled to complement the components of the Willie G Skull Collection, this round chrome finished horn cover features a cast 3-dimensional medallion with black-filled detailing. This kit re-uses Original Equipment horn and mounting hardware.

**61300622**

Fits '93-later models with side-mounted horn (except VRSC™ and XG models). Not available in India or China markets.

## G. SMOOTH HORN COVER

Add a custom touch to your ride. Styled to complement the Smooth Air Cleaner Cover P/N 29153-07, this compact round horn cover features a mirror chrome finish. Mounts easily to the stock horn cover bracket.

**68189-07A**

Fits '93-later models with side-mounted horn (except VRSC™ and XG).

## H. BAR & SHIELD LOGO HORN COVER

Complement your engine fins with this chrome-plated horn cover with engraved inserts, which feature a Bar & Shield emblem accented by a black background. Easily mounts to stock horn bracket.

**69166-01B**

Fits '93-later models with side-mounted horn (except VRSC and XG).

## I. SIDE-MOUNT HORN KIT – CHROME

Convert your stock Sportster® horn to the look of a Big Twin.

**69112-95E**

Fits '92-later XL883, XL883C, XL883H, XL883L, XL883N, XL833R, XL1200, XL1200CX, XL1200L, XL1200N, XL1200R, XL1200V and XL1200X and '08-'13 XR models.

## J. CLASSIC HORN

Early style 12V horn features nostalgic Harley-Davidson Bar & Shield logo on chrome cover. To be used as an auxiliary horn only. Do not disconnect your Original Equipment horn.

**69036-88A**

Fits '88-'06 FXSTS models. Includes chrome mounting bracket and acorn nuts.





## WHEELS

Make a definitive style statement. Whether you're going for an old-school or new-school look, this is where you set the tone. You'll ride comfortably knowing that Harley-Davidson wheels meet the highest standards of performance and durability.



# 648 WHEELS

Combo Cast Laced Wheel Kit

## A. COMBO CAST LACED WHEEL KIT- 21" FRONT /18" REAR WHEEL KIT FOR ROAD GLIDE® MODELS

Think big, Road Glide® motorcycle riders. Our new Combo custom wheels feature laced spokes that exit outside the cast aluminum rim for a new look that is both rugged and very exclusive. This 21/18-inch wheel kit is only for Road Glide models and includes internal front suspension components to optimize fork travel and ride quality. You get radical big-wheel style without compromising touring performance and reliability. Contrast Chrome and Gloss Black wheel finish. Laced spokes and cast-aluminum rims. Kit includes 21" front wheel, 18" rear wheel and the internal front suspension components necessary to optimize fork travel and ride quality. Enables TPMS (tire pressure monitoring systems) on a laced wheel. Required installation Kit, 21" fender and brake rotors sold separately. Dealer installation required. See dealer for details.

**42400045** Contrast Chrome/Gloss Black. Fits '17-later FLTRX, FLTRXS and FLTRXST models. Does not fit models equipped with Fairing Lower. Can be installed with Chopped Engine Guard P/N 49000117A. Requires separate purchase of TPMS sensor P/N 42300145, except Japan models require P/N 42300146, and valve cap P/N 42300093 for '20-later FL bikes equipped with TPMS. Requires separate purchase of 21" Front Fender, Front Tire P/N 43100008, Rear Tire P/N 43200045 and model-specific Wheel Installation Kits. May require purchase of brake rotors. Models with ABS brakes require ABS recalibration. Dealer installation required. See dealer for details.

### Also available:

#### COMBO CAST LACED WHEELS

Hit them with this Combo punch for knockout style on a CVOTM Road Glide® model. The radical Combo wheel combines laced spokes that exit outside the cast aluminum rim for a new look that is both rugged and very exclusive. Contrast Chrome and Gloss Black wheel finish. Laced spokes and cast-aluminum rims. Enables TPMS (tire pressure monitoring systems) on a laced wheel.

**43300888** 21" Front. Fits '18-later FLTRXSE models. '18-'20 FLTRXSE models require separate purchase of TPMS Sensor P/N 42300145 (Dom and HDI) or 42300145 (Japan).

**40900871** 18" Rear. Fits '18-later FLTRXSE models. '18-'20 FLTRXSE models require separate purchase of TPMS Sensor P/N 42300145 (Dom and HDI) or 42300145 (Japan).

### Also available:

#### COLOR-MATCHED 21" FRONT FENDER

Fits '17-later FLTRX and FLTRXS models equipped with Knockout Wheel Kit P/N 43300494 or 43300496 or Combo Cast Laced Wheel Kit P/N 42400045.

See the Color Shop section for all of the available color-matched 21" front fenders.



A. COMBO CAST LACED WHEEL KIT



B. KNOCKOUT CUSTOM WHEEL - CONTRAST CHROME



B. KNOCKOUT CUSTOM WHEEL - GLOSS BLACK/ANODIZED BLACK

# WHEELS 649

Knockout™ Custom Wheel Kit

## B. KNOCKOUT™ CUSTOM WHEEL KIT

The perfect one-two styling punch for your custom Road Glide® model. Knockout™ 21" front and 18" rear wheels feature a split seven-spoke design that provides an open and airy look, with the spokes blending into the rim to add visual diameter. Kit includes 21" front wheel, 18" rear wheel and the internal front suspension components necessary to optimize fork travel and ride quality. Available in gloss black with black anodizing or contrast chrome finishes, the Knockout wheel kit provides the big wheel look you crave, without compromising touring performance and reliability.

Fits '17-later FLTRX and FLTRXS models. Does not fit models equipped with Fairing Lower, Road Glide Chizeled Handlebars or Road Glide Chizeled Lo Handlebars. Can be installed with Chopped Engine Guard P/N 49000117A. Requires separate purchase of 21" Front Fender, Front Tire P/N 43100008, Rear Tire P/N 44006-09 and model-specific Wheel Installation Kits. May require purchase of brake rotors. Models with ABS brakes require ABS recalibration. Dealer installation required. See dealer for details. '20-later models equipped with TPMS require separate purchase of Sensor P/N 32700096 (Dom and HDI) or 32700097 (Japan) and Valve Cap P/N 42300093 and Digital Tech activation.

**43300494A** Contrast Chrome.

**43300496A** Gloss Black/Anodized Black.

### Also available:

#### TURBINE FLOATING BRAKE ROTORS

Complete the custom look with floating brake rotors, styled to complement Original Equipment or custom wheels. Floating rotors feature a steel inner carrier that is shaped to accent the wheel, with a drilled stainless steel outer disc that is precision-riveted in place. Rotors are sold individually and include chrome installation hardware.

Fits '14-later XL, '06-'17 Dyna® (except FXDLS), '15-later Softail® (except FXSE), '08-later Touring and '09-later Trike models with Original Equipment or accessory wheel with 3.25" bolt circle rotor mount.

**41500147** Gloss Black Inner.


**41500120** Polished.

### Also available:

#### COLOR-MATCHED 21" FRONT FENDER

Fits '17-later FLTRX and FLTRXS models equipped with Knockout Wheel Kit P/N 43300494 or 43300496 or Combo Cast Laced Wheel Kit P/N 42400045.

See the Color Shop section for all of the available color-matched 21" front fenders.



A. COMBO CAST LACED WHEEL KIT - FOR ROAD GLIDE MODELS



B. KNOCKOUT CUSTOM WHEEL KIT - GLOSS BLACK/ANODIZED BLACK (SHOWN WITH TURBINE FLOATING BRAKE ROTOR AND 21" FRONT FENDER)

### Model Family Fitment:

- V-ROD
- SPORTSTER
- DYNA
- SOFTAIL
- TOURING

\*NOTE: Requires separate purchase of model-specific Wheel Installation Kit, Sprocket hardware and Brake Rotor-specific hardware. See I-sheet for details. Installation may require separate purchase of wheel size and model-specific tire.



# 650 WHEELS

Custom Wheels

## A. H-D® PRODIGY™ CUSTOM WHEELS\*

Turn up the excitement level on your Touring family motorcycle with these performance-minded custom wheels. Inspired by European GT race wheels, they boast a leading-edge design that's sure to stand out, wherever you ride. Whether you're headed across town or across the country, they deliver a fresh, exciting look, guaranteed to turn heads and get you noticed.

### 19" Front

Fits '14-later Touring models (except CVO™ models unless originally equipped with H-D® Prodigy™ wheels).

**43300673** Gloss Black.

**43300674** Bronze.

### 18" Rear

Fits '14-later Touring models (except CVO models unless originally equipped with H-D Prodigy wheels).

**40900661** Gloss Black.

**40900662** Bronze.

## B. FUGITIVE™ WHEELS\*

Get the leading-edge style you've been chasing. Featuring a sleek double-spoke design with 14 spokes on each side, the Fugitive™ Wheel delivers a refined profile that pops with eye-catching visual depth and dimension when viewed from an angle. The result is a stunning, one-of-a-kind look. Available in gloss black and contrast chrome finishes, it will give your bike the custom style it needs to stand out from the crowd.

### 19" Front

Fits '14-later Touring models (except CVO™ models unless originally equipped with Fugitive wheels).

**43300673** Gloss Black.

**43300672** Contrast Chrome.

### 18" Rear

Fits '14-later Touring models (except CVO™ models unless originally equipped with Fugitive wheels).

**40900650** Gloss Black.

**40900660** Contrast Chrome.



Gloss Black

Bronze

A. H-D PRODIGY CUSTOM WHEELS



Gloss Black

Chrome

B. FUGITIVE WHEELS



C. TOMAHAWK CUSTOM WHEEL – CONTRAST CHROME – GLOSS BLACK/BLACK ANODIZED



Chrome

Gloss Black

D. AGITATOR CUSTOM WHEELS – MIRROR CHROME – GLOSS BLACK

# WHEELS 651

Custom Wheels

## C. TOMAHAWK™ CUSTOM WHEELS\*

This premium cast aluminum Tomahawk™ Wheel features five-spoke design for an open, airy look. Wheel comes in Contrast Chrome or Gloss Black Anodized with Highlights.

### 19" Front

Fits '14-later Touring models (except CVO™ models unless originally equipped with Tomahawk wheels). '20-later models equipped with TPMS require separate purchase of Sensor P/N 32700096 (Dom and HDI) or 32700097 (Japan) and Valve Cap P/N 42300093 and Digital Tech activation.

**43300642A** Gloss Black/Black Anodized.

### 18" Rear

Fits '14-Later Touring models (except CVO models unless originally equipped with Tomahawk wheels). '20-later FL models equipped with TPMS require separate purchase of Sensor P/N 32700096 (Dom and HDI) or 32700097 (Japan) and Valve Cap P/N 42300093 and Digital Tech activation.

**40900623** Contrast Chrome.

**40900624** Gloss Black/Black Anodized.

## D. AGITATOR CUSTOM WHEELS\*

Get ready to stir things up. The 7 forward-facing spokes of these Agitator Wheels dig deep into the soul for maximum custom impact. Spiraling from the custom hub, the flat profile spokes blend to the edge of the rim, minimizing the profile of the wheel and adding an open look that's easy to see around the matching Floating Brake Rotors. Available in your choice of finish, these wheels will set the stage for your custom direction.

### 19" Front

Fits '09-later Road King®, Road Glide® and Street Glide® models and '14-later Ultra Classic® and Ultra Limited models (except models equipped with TPMS, '12-later CVO™ models unless originally equipped with Agitator wheels). Does not fit Trike models. Requires separate purchase of Agitator Floating Brake Rotors.

**55071-11A** Mirror Chrome.

### 19" Front

Fits '09-later Touring models (except models equipped with TPMS, '12-later CVO models unless originally equipped with Agitator wheels). Does not fit Trike models. Requires separate purchase of Agitator Floating Brake Rotors.

**43300442** Gloss Black.

### 18" Rear

Fits '09-later Touring models (except models equipped with TPMS, '12-later CVO models unless originally equipped with Agitator wheels). Does not fit Trike models.

**47951-10** Mirror Chrome.

**40900459** Gloss Black.

\*NOTE: Requires separate purchase of model-specific Wheel Installation Kit, Sprocket hardware and Brake Rotor-specific hardware. See I-sheet for details. Installation may require separate purchase of wheel size and model-specific tire.

Model Family Fitment:

- V-ROD
- SPORTSTER
- DYNA
- SOFTAIL
- TOURING

\*NOTE: Requires separate purchase of model-specific Wheel Installation Kit, Sprocket hardware and Brake Rotor-specific hardware. See I-sheet for details. Installation may require separate purchase of wheel size and model-specific tire.



## 652 WHEELS

Enforcer & Impeller

### A. ENFORCER CUSTOM WHEELS\*

Bring on the bling! Add a custom touch without changing the distinctive style of your Touring motorcycle. These 100% polished and mirror chrome plated versions of the split 5-spoke Original Equipment cast aluminum wheels broadcast stunning reflections, even while standing still. These wheels have undergone hundreds of hours of real-world testing to meet the highest standards of performance and durability.

#### 19" Front

**43300336**

Fits '09-later Touring™ models (except models equipped with TPMS and '12-later CVO™ models). Does not fit Trike models.

**43300324**

Fits '09-later Trike models. Does not fit CVO models.

#### 16" Rear

**40900346**

Fits '09-later Touring models (except '12-later CVO models). Does not fit Trike models.

#### 15" Rear – Trike

**40900070**

Fits '09-later Trike models. Does not fit CVO models.



A. ENFORCER CUSTOM WHEELS



B. IMPELLER CUSTOM WHEELS – CONTRAST CHROME

\*NOTE: Requires separate purchase of model-specific Wheel Installation Kit, Sprocket hardware and Brake Rotor-specific hardware. See I-sheet for details. Installation may require separate purchase of wheel size and model-specific tire.

## WHEELS 653

Turbine

### C. TURBINE CUSTOM WHEELS\*

Bring the gleam and add some edge. These cast aluminum Turbine-style wheels feature 21 spokes, which extend all the way to the edge of the rim, creating the illusion of a larger wheel diameter. The visually stunning wheels are meticulously polished and painted gloss black or chrome-plated for maximum reflective effect. All Genuine Motor Accessory wheels have been certified by Harley-Davidson to perform to our tough vehicle standards for quality and durability. Available in two unique finishes.

#### 19" Front

**43300640** Gloss Black.

Fits '14-later Touring models (except CVO™ models). Does not fit Trike models. Requires separate purchase of (2) Turbine Floating Brake Rotors P/N 41500120 or 41500147. '20-later models equipped with TPMS require separate purchase of Sensor P/N 32700096 (Dom and HDI) or 32700097 (Japan) and Valve Cap P/N 42300093 and Digital Tech activation.

#### 18" Rear

**40900622** Gloss Black.

Fits '14-later Touring models (except CVO models). Does not fit Trike models. '20-later FL models equipped with TPMS require separate purchase of Sensor P/N 32700096 (Dom and HDI) or 32700097 (Japan) and Valve Cap P/N 42300093 and Digital Technician™ activation.

#### Shown with:

##### TURBINE FLOATING BRAKE ROTORS

Complete the custom look with floating brake rotors, styled to complement Original Equipment or custom wheels. Floating rotors feature a steel inner carrier that is shaped to accent the wheel, with a drilled stainless steel outer disc that is precision-riveted in place. Rotors are sold individually and include chrome mounting hardware.

Fits '14-later XL, '06-later Dyna® (except FXDLS), '15-later Softail® (except FXSE), '08-later Touring and '09-later Trike models with Original Equipment or accessory wheel with 3.25" bolt circle rotor mount.

**41500120** Polished.

**41500147** Gloss Black Inner.



C. TURBINE CUSTOM WHEELS – GLOSS BLACK



D. TURBINE CUSTOM WHEELS – BREAKOUT MIRROR CHROME

### D. TURBINE CUSTOM WHEELS – BREAKOUT\*

Bring the gleam and add some edge. These cast aluminum Turbine-style wheels feature 21 spokes, which extend all the way to the edge of the rim, creating the illusion of a larger wheel diameter. Original Equipment on the CVO™ Breakout® model, these visually stunning wheels are meticulously polished and chrome-plated for maximum reflective effect. All Genuine Motor Accessory wheels have been certified by Harley-Davidson to perform to our tough vehicle standards for quality and durability.

#### 21" Front

**43300047** Mirror Chrome.

Fits '13-'17 FXSB and FXSBSE models.

#### 18" Rear

**40900057A** Mirror Chrome.

Fits '13-'17 FXSB and FXSBSE and '16-'17 FXSE models.

\*NOTE: Requires separate purchase of model-specific Wheel Installation Kit, Sprocket hardware and Brake Rotor-specific hardware. See I-sheet for details. Installation may require separate purchase of wheel size and model-specific tire.

#### Model Family Fitment:

V-ROD
  SPORTSTER
  DYNA
  SOFTAIL
  TOURING



# 654 WHEELS

## Custom Wheels

### A. SEISMIC™ CUSTOM WHEELS\*

This 10-spoke cast aluminum design is both aggressive in styling and attitude. Offered in Gloss Black with Machined Highlights or Matte Graphite finishes.

#### 21" Front

Fits '18-later FXBR and FXBRS models.

**43300597** Gloss Black with Machined Highlights.

**43300598** Matte Graphite.

#### 18" Front

Fits '18-later FLFB and FLFBS models.

**43300594** Gloss Black with Machined Highlights.

**43300590** Matte Graphite.

#### 18" Rear

Fits '18-later FXBR, FXBRS, FLFB, and FLFBS models..

**40900574** Gloss Black with Machined Highlights.

**40900575** Matte Graphite.



A. SEISMIC CUSTOM WHEEL – MATTE GRAPHITE



A. SEISMIC CUSTOM WHEEL – GLOSS BLACK WITH MACHINED HIGHLIGHTS



B. ANNIHILATOR CUSTOM WHEEL – GLOSS BLACK WITH MACHINED HIGHLIGHTS

\*NOTE: Requires separate purchase of model-specific Wheel Installation Kit, Sprocket hardware and Brake Rotor-specific hardware. See I-sheet for details. Installation may require separate purchase of wheel size and model-specific tire.

# WHEELS 655

## Wheel Installation Kits

### C. WHEEL INSTALLATION KITS

Once you select your wheel style, select the Wheel Installation Kit designed specifically for your motorcycle. Kit includes the bearings and spacers required for installation.

**43833-07A** Front, .75" axle. Fits '00-'07 XL, '00-'03 Dyna®, '00-'05 FXDWG, '00-'06 Softail® (except FLSTS, FLSTSC and FXSTDSE) and '08-later FLSTSB models.

**43848-08A** Front, 1.0" axle. Fits '02-'07 VRSC™, '04-'07 Dyna (except '04-'05 FXDWG) and '00-'07 Touring models.

**42400034** Front, 25mm axle, ABS. Fits '18-later Softail models with ABS brakes (except FLDE, FLHC, FLHCS, FLXL, FXLRS and FXLRST).

**42400033** Front, 25mm axle. Fits '18-later Softail models without ABS (except FLSL).

**43851-11B** Front, 25mm axle. Fits '18-later FLXL models without ABS brakes, '08-'17 FLD, FXDF and FXDWG without ABS brakes and '07-'17 Softail models without ABS brakes (except FLSTSC, FLSTSB, FXCW, FXCWC, FXSB and FXSE).

**41454-08B** Front, 25mm axle, ABS. Fits '08-'17 VRSC with ABS brakes, '12-'17 FXDB, FXDC and FXDL and '16-'17 FXDLS with ABS brakes, '08-later Touring models with ABS brakes, and '19-later Trike models with ABS brakes.

**41455-08C** Front, 25mm axle. Fits '08-'17 VRSC without ABS brakes, '08-'17 Dyna without ABS brakes (except FLD, FXDF, FXDLS and FXDWG), '16-'17 FXSE and '08-later Touring and Trike models without ABS brakes. Also fits '09-'11 Sidecar.

**42400008** Front, 25mm axle. Fits '15-'20 XG, (except XG750A), '08-later XL without ABS brakes and '13-'17 FXSB models without ABS brakes.

**42400009A** Front, 25mm axle, ABS. Fits '14-later XL models with ABS brakes and '13-'17 FXSB and FXSBSE models with ABS brakes.

**42400010A** Front, 25mm axle, ABS. Fits '18-later FLXL, FLDE, FLHC and FLHCS models with ABS brakes, '12-'17 FLD, FXDF and FXDWG with ABS brakes and '11-'17 Softail models with ABS brakes (except FLSTSB and FXCWC, FXCW, FXSB and FXSBSE).

**43854-08A** Rear, .75" axle. Fits '00-'04 XL, '00-'05 Dyna, '00-'07 Softail and '00-'01 Touring models.

**43861-08A** Rear, 1.0" axle. Fits '02-'07 VRSC, '05-'07 XL, '06-'07 Dyna and '02-'07 Touring models.

**43878-08B** Rear, 25mm axle. Fits '08-'19 XL (except XL1200CX), '18-later FLXL, FLDE, FLHC and FLHCS models without ABS brakes, '08-'17 Softail® (except FXCW, FXCWC, FXSB and FXSE) and '08 Touring models without ABS brakes.

**41451-08C** Rear, 25mm axle. Fits '15-'20 XG, '16-'21 XL1200CX, '18-later XL1200NS and XL1200XS and '20-later XL and '08-'17 Dyna® models without ABS brakes.

**41456-08C** Rear, 25mm axle. Fits '08-'13 VRSC™ without ABS brakes, '08-'13 FXCW, FXCWC and FXSB without ABS brakes and '09-'19 Touring models without ABS brakes.


**41453-08C** Rear, 25mm axle, ABS. Fits '08-'17 VRSC with ABS brakes, '14-later XL with ABS brakes (except '16-'19 XL1200CX) and '08-later Touring models with ABS brakes.

**42400036** Rear, 25mm, ABS. Fits '18-later Softail models with ABS.

**42400035** Rear 25mm. Fits '18-later Softail models without ABS.

**43077-11A** Rear, 25mm axle, ABS. Fits '18-later FLXL, FLDE, FLHC and FLHCS models with ABS brakes, '11-'17 Softail models with ABS brakes.

**42400003** Rear, 25mm axle, ABS. Fits '12-'17 Dyna models with ABS brakes.



**Model Family Fitment:**  
 V-ROD     SPORTSTER     DYNA  
 SOFTAIL     TOURING



# 656 WHEELS

Brake Rotors

## POLISHED BRAKE ROTORS

A perfect complement to stock or custom wheels. Manufactured to Original Equipment specifications for exact fit, these rotors are meticulously polished to achieve a chrome-like appearance. Rotors are sold individually and include chrome installation hardware.

**A.** Fits '09-later Touring models (except FLHRC, FLHRSE and FLHTKSE) with H-D Prodigy, Tomahawk, Enforcer or Impeller wheels.

**41500094** Front.

**B.** Fits '00-'13 XL and XR, '00-'05 Dyna®, '00-'14 Softail® (except Springer™) and '00-'07 Touring models.

**41830-05A** Front – Left Side.

**41831-05A** Front – Right Side.

**C.** Fits '17-'20 FLHRXS, '14-later FLHRC and '08-'13 Touring (except '08 FLHRSE, '10-'11 FLHXSE and '09 FLTRSE) and Trike models. Fits selected accessories wheels with standard 5-hole hub-mount brake disc. Consult wheel I-sheet for details.

**44950-08** Front – Left Side.

**44959-08** Front – Right Side.

**D.** Fits '06-'17 VRSC™ and Dyna models. Also fits '08-later Touring and Trike models. Requires Original Equipment or accessory wheel with 6.7" bolt circle rotor mount. Does not fit Enforcer or Impeller wheels.

**41500012A** Front.

**E.** Fits '00-'10 XL, '00-'17 Dyna and Softail and '00-'07 Touring models. Separate purchase of Brake Rotor Hub Plate P/N 43837-00 is required when installing on FXSTD Original Equipment 17" wheels.

**41832-05A** Rear.

## F. AGITATOR POLISHED BRAKE ROTORS

**Front Left.** Fits '09-later Touring models equipped with Agitator Custom Front Wheel (except CVO™ models).

**41500007** Chrome Inner.

**41500053** Gloss Black Inner.

**Front Right.** Fits '09-later Touring models equipped with Agitator Custom Front Wheel (except CVO models).

**41500008** Chrome Inner.

**41500052** Gloss Black Inner.



**A. POLISHED BRAKE ROTOR – FRONT**



**A. POLISHED BRAKE ROTOR – FRONT**



**G. SEISMIC BRAKE ROTORS – GRAPHITE**



**H. ANNIHILATOR BRAKE ROTORS – GLOSS BLACK**



**B. POLISHED BRAKE ROTOR – FRONT (41831-05A SHOWN)**



**C. POLISHED BRAKE ROTOR – FRONT (44950-08 SHOWN)**



**I. POLISHED FLOATING BRAKE ROTORS – SPLIT 7 SPOKE**



**I. POLISHED FLOATING BRAKE ROTORS – SPLIT 7 SPOKE, BLACK**




**D. POLISHED BRAKE ROTOR – FRONT**



**E. POLISHED BRAKE ROTOR – REAR**



**I. POLISHED FLOATING BRAKE ROTORS – CHROME**



**I. POLISHED FLOATING BRAKE ROTORS – TEARDROP**



**F. POLISHED AGITATOR POLISHED BRAKE ROTORS – CHROME INNER**



**F. POLISHED AGITATOR POLISHED BRAKE ROTORS – GLOSS BLACK INNER**



**I. POLISHED FLOATING BRAKE ROTORS – VIVID BLACK**



**I. POLISHED FLOATING BRAKE ROTORS – TURBINE (INSET SHOWS GLOSS BLACK)**

### Model Family Fitment:

- V-ROD
- SPORTSTER
- DYNA
- SOFTAIL
- TOURING

# WHEELS 657

Brake Rotors

## G. SEISMIC™ BRAKE ROTOR

A perfect complement to the 10 spoke Seismic Custom Wheel or replacement of OE rotor. Offered with a Gloss Black Inner or Matte Graphite Inner. Installation hardware included.

### Front

Fits '14-later XL, '06-'17 Dyna® (except FXDLS), '15-later Softail® (except FXSE), '08-later Touring and '09-later Trike models with Original equipment or accessory wheel with 3.25" bolt circle rotor mount.

**41500154** Gloss Black Inner.

**41500163** Matte Graphite Inner.

### Rear

Fits '00-'10 XL, '00-'17 Dyna® (except FXDLS), '00-later Softail (except FXSE), '00-'07 Touring models. Separate purchase of Brake Rotor Hub Plate P/N 43837-00 is required when installing on FXSTD Original Equipment 17" wheels.

**41500156** Gloss Black Inner.

**41500161** Matte Graphite Inner.

## H. ANNIHILATOR BRAKE ROTORS

Add a custom of one look to your 6-spoke Annihilator Custom Wheel with the floating Annihilator Brake Rotor. This brake rotor features a steel inner carrier that is shaped to accent the Annihilator wheel and features a drilled stainless steel outer disc that is precision-riveted in place. Rotors are sold individually and include chrome installation hardware.

### Front

Fits '14-later XL, '06-'17 Dyna® (except FXDLS), '15-later Softail® (except FXSE), '08-later Touring and '09-later Trike models with Original equipment or accessory wheel with 3.25" bolt circle rotor mount.

**41500172** Gloss Black Inner.

### Rear

Fits '00-'10 XL, '00-'17 Dyna (except FXDLS), '00-later Softail (except FXSE) and '00-'07 Touring models. Separate purchase of Brake Rotor Hub Plate P/N 43837-00 is required when installing on FXSTD Original Equipment 17" wheels.

**41500174** Gloss Black Inner.

## I. POLISHED FLOATING BRAKE ROTORS

Complete the custom look with floating brake rotors, styled to complement Original Equipment or custom wheels. Floating rotors feature a steel inner carrier that is shaped to accent the wheel, with a polished and drilled stainless steel outer disc that is precision-riveted in place. Rotors are sold individually and include chrome installation hardware.

### Front

Fits '14-later XL, '06-'17 Dyna® (except FXDLS), '15-later Softail® (except FXSE), '08-later Touring and '09-later Trike models with Original Equipment or accessory wheel with 3.25" bolt circle rotor mount.

**41500107** Split 7 Spoke.

**41500108** Split 7 Spoke, Black.

**44944-08A** Chrome.

**44942-08A** Teardrop – Chrome & Raw.

**44947-08A** Vivid Black.

**41500120** Turbine.

**41500147** Turbine – Gloss Black.

### Front

Fits '00-'13 XL and XR, '00-'05 Dyna, '00-'14 Softail (except Springer™) and '00-'07 Touring models.

**44360-00A** Chrome.

**44367-00A** Teardrop.

**44358-00A** Vivid Black.

### Rear

Fits '00-'10 XL, '00-'17 Dyna (except FXDLS), '00-later Softail (except FXSE), and '00-'07 Touring models. Separate purchase of Brake Rotor Hub Plate P/N 43837-00 is required when installing on FXSTD original equipment 17" wheels.

**41500109** Split 7 Spoke.

**41500110** Split 7 Spoke, Black.

**44359-00A** Chrome.

**44368-00A** Teardrop.

**44357-00A** Vivid Black.

**41500069** Turbine.



# 658 WHEELS

Billet Sprockets & Accessories

## A. TURBINE BILLET SPROCKET

Designed to complement the wheel's styling, these custom sprockets are manufactured from 6061-T6 forged billet aircraft aluminum and precision machined to exacting Original Equipment standards. Harley-Davidson® custom sprockets are finished with a proprietary process that combines the decorative chrome with a wear-resistant surface applied to the teeth.

**42200007**

Fits '18-later Softail® models, '07-'17 FLS, FLSS, FLSTC, FLSTN, FLSTSC, FXCW, FXCWC, FXS, FXSB and FXSTD, '12-'17 FLSTF, FLSTFB, FLSTFBS, FLSTNSE, FLSTSE, FXSBSE and FXST, and '16-'17 FXSE models. Does not fit '07-'15 Japan models. Requires separate purchase of model-specific sprocket mounting hardware.

## B. MAGNUM 5 SPROCKET COVER - CHROME

Styled to match the distinctive Magnum 5 Custom Wheel. Available in mirror chrome, this Sprocket Cover gives the appearance of having a custom sprocket at a fraction of the cost. Cover is easy to install with Original Equipment hardware or add the Chrome Hardware Kit P/N 94773-07 (sold separately) for a finished look.

**40120-09**

Fits '07-'17 Dyna® models (except FLD).

**40121-09**

Fits '07-'17 Softail models (except FLSTNSE, FXCW, FXCWC, FXSB, FXSBSE and FXSE).

## C. CHROME SPROCKET COVER

This Sprocket Cover gives the appearance of having a chrome sprocket at a fraction of the cost. It matches the styling of the Original Equipment sprocket and bolts on using the stock hardware.

**37757-07**

Fits '07-'17 Softail (except FLSTNSE, FXCW, FXCWC, FXSB, FXSBSE and FXSE).

**91347-00**

Fits '00-'06 Softail models.

## D. REAR SPROCKET BOLT COVER KIT

These chrome-plated covers with internal spring clips hide the Original Equipment sprocket bolts for a clean, custom look. Set of 5 covers.

**43876-04**

Fits '04-later XL, '93-'17 Softail, '99-later Touring models with Original Equipment 7/16" hex head sprocket mounting bolts (5/8" hex across the flats).



A. TURBINE BILLET SPROCKET



B. MAGNUM 5 SPROCKET COVER - CHROME



C. SPROCKET COVER - CHROME



D. REAR SPROCKET BOLT COVER KIT



E. DECORATIVE WHEEL WEIGHTS - BAR & SHIELD



F. BRAKE ROTOR HARDWARE KIT - CHROME (91800029 SHOWN)



F. BRAKE ROTOR HARDWARE KIT - CHROME (41500095 SHOWN)



F. BRAKE ROTOR HARDWARE KIT - CHROME (46646-05 SHOWN)



G. SPROCKET HARDWARE - CHROME HEX HEAD



H. CHROME-PLATED ABS VALVE STEM CAPS



I. CHROME-PLATED BRASS VALVE STEM CAPS

# WHEELS 659

Wheel Accessories

## E. DECORATIVE WHEEL WEIGHTS - BAR & SHIELD

Calibrate your wheel balance with a touch of class with these uniquely designed wheel weights. Adhesive backing for easy installation.

**95615-04** .5 oz.

Fits Original Equipment and accessory wheel rims.

## F. BRAKE ROTOR HARDWARE KIT - CHROME

It's the details, like this chrome hardware kit, that really get your bike noticed. This hardware adds a unique chrome-plated finish to the Original Equipment or accessory floating brake rotors. Kit includes 5 chrome-plated bolts manufactured to factory specifications to ensure fit and performance.

**91800029** Shoulder Bolt - Front.

Fits '02-later models equipped with Open Brake Rotor P/N 44343-01, 44553-06A, 41500012A, 41500040 or 41500042.

**41500095** Button Head - Front.

Fits '09-later Touring models equipped with Enforcer or Impeller Wheels.

**46646-05** Button Head - Front.

Fits '90-later models (except VRSC™, FXSB, FXSE, '14-later Touring and Trike and models equipped with Open Brake Rotor P/N 44343-01, 44553-06A, 41500012, 41500040 or 41500042). Does not fit RA1250 and RA1250S models.

**46647-05** Button Head - Rear.

Fits '92-later models (except Trike). Does not fit RA1250 and RA1250S.

## G. SPROCKET HARDWARE - CHROME HEX HEAD

This kit includes highly polished, chrome-plated, grade 8 hex-head screws with chrome-plated washers, providing an extra custom accent. The perfect addition to the chrome sprocket. Made from the same Original Equipment bolts to ensure product integrity. Also works with chrome belt sprocket covers and Original Equipment sprockets.

**94773-07**

Fits '07-'17 Dyna® and Softail® models.

**94773-00A**

Fits '00-'05 Dyna and '00-'06 Softail models.

**94708-98**

Fits '91-later XL and '93-'99 Dyna and Softail models.

## H. CHROME-PLATED ABS VALVE STEM CAPS

A special chrome touch with special graphics. Will not seize on valve stems and includes O-rings for reliable seal. Sold in pairs.

Universal fitment. Also fits suspension air valves.

**1. 41144-97** Color Bar & Shield Logo.

**2. 41145-97** Bar & Shield Outline on Black.

**3. 41171-03** White Skull Logo on Black.

## I. CHROME-PLATED BRASS VALVE STEM CAPS

The beauty of chrome with the durability of machined brass, featuring a laser-etched Bar & Shield logo painted black. Available with a traditional, unique fluted or rugged acorn-shaped cylinder. Will not seize on valve stems and includes O-rings for reliable seal. Sold in pairs.

Universal fitment. Also fits suspension air valves.

**1. 41149-98**

Fluted Cylinder with Bar & Shield Logo.

**2. 41148-98**

Acorn Nut with Bar & Shield Logo.

**3. 41150-98**

Acorn Nut with Grooved Cylinder with Bar & Shield Logo.

Model Family Fitment:

- V-ROD
- SPORTSTER
- DYNA
- SOFTAIL
- TOURING



# LUGGAGE

Sometimes a little added storage capacity is just what you need to make your ride more enjoyable. Rain gear, extra clothing and basic supplies are easy to take along when you add luggage to your bike.





# ONYX™ PREMIUM LUGGAGE COLLECTION

Designed by riders for riders, the Onyx™ Premium Luggage Collection is constructed from heavy-weight, UV-stable ballistic nylon that will protect your belongings from the elements while maintaining their shape and color so they look as good off the bike as on.

**UV-RESISTANT FINISH**

Solution-dyed during fabric production for long-life UV-resistance even when exposed to the sun's harshest rays.

**REFLECTIVE TRIM**

Reflective trim adds an extra touch of visibility to other motorists.

**DURABLE BALLISTIC NYLON**

1680 denier ballistic polyester material maintains its sturdy shape and protects your belongings for the long haul.

**SECURE MOLLE MOUNTING SYSTEM**

The versatile MOLLE (Modular Lightweight Load-Carrying Equipment) mounting system allows for modular pouch attachment. Slip-resistant bottom keeps the bag in place on your bike.

**2-YEAR HARLEY-DAVIDSON™ WARRANTY**

**LOCKING QUICK-RELEASE MOUNTING STRAPS**

Convenient straps simplify installation and removal and provide a secure no-shift fit.



**ORANGE INTERIOR**

Orange interior fabric makes it easy to see bag contents in almost any light.



**OVERSIZE HANDLES**

Soft-touch ergonomic handle is shaped for effortless transport to and from the bike.



**GLOVE-FRIENDLY ZIPPER PULLS**

Ergonomically contoured rubberized zipper pulls are large and glove-friendly for on-the-go bag access.



**INTEGRATED RAIN COVER**

Features elastic bungee cord with a barrel lock tensioner to keep cover securely fastened over the luggage. Cover features a reflective Bar & Shield logo for enhanced visibility.



Touring Bags

**ONYX™ PREMIUM LUGGAGE COLLECTION**

Designed by riders for riders, the Onyx™ Premium Luggage Collection provides everything you need in motorcycle luggage and nothing you don't. Made of premium 1680 denier, UV-stable ballistic polyester material, these bags will stand up to the toughest road and weather conditions and won't fade through years of use. All bags in the collection feature water-resistant zippers with rubber Harley-Davidson® branded, glove-friendly zipper pulls for easy open and close, a burnt orange interior that allows you to see the bag's contents in almost any light, a plethora of internal and external pockets to make organization easy, MOLLE-style webbing for easy modular pouch attachment and reflective piping to provide visibility to other motorists. Abrasion-resistant non-slip material on the bottom of each bag ensures your bag stays put, and each bag includes a rain cover featuring an elastic hem and barrel lock mechanism so the cover can be cinched tight ensuring it stays in place at highway speeds. All Onyx Collection Premium Luggage features a limited two-year warranty. See Dealer for details.



A. ONYX PREMIUM LUGGAGE COLLECTION TOURING BAG

**A. ONYX PREMIUM LUGGAGE COLLECTION TOURING BAG**

The Onyx Collection Touring Bag is perfect for long-haul trips. This bag features a separate top compartment to keep your shoes separate from your clothes, a main compartment that can store enough jeans and T-shirts for a two-week trip and the main compartment lid features removable lid straps that keep the top compartment from falling forward or back when loading the main compartment. The large front pocket holds keys, pens, documents and small electronics. The two outer pockets at the top of the bag are perfect for eyewear storage, while the two large lower exterior pockets are perfect for storing rain gear. Dimensions: 19.2" W x 12.7" D x 20.5" T Capacity: 3,500 cubic inches

**93300103**

Installation requires a sissy bar upright and backrest pad. Luggage rack required if not mounting on passenger pillion. Does not fit XR1200, XR1200X, FXDRS, and XG models.



B. ONYX PREMIUM LUGGAGE COLLECTION WEEKENDER BAG

**B. ONYX PREMIUM LUGGAGE COLLECTION WEEKENDER BAG**

The Onyx Collection Weekender Bag is ideal for around town use or a weekend getaway. This backpack-style bag has a cavernous main compartment that is large enough for a pair of boots or shoes, a change of clothes, an extra jacket or sweatshirt and extra gloves and hats. It also features a padded laptop compartment and two additional padded pockets for small electronics. The bag also features two outer top pockets, one that is felt lined for eyewear storage, a draw-bridge style front compartment for storing pens and documents and four additional side pockets that are great for storing phone chargers, keys and other small items. The bag's rigid structure ensures its shape is maintained, even when the bag is empty, and the attached mounting straps conveniently tuck away into a built-in storage pouch for a clean look. This bag also features padded backpack straps and raised back padding to make carrying the bag to and from your bike a comfortable proposition. Dimensions: 18" W x 11.5" D x 18" T Capacity: 1,800 cubic inches

**93300105**

Installation requires a sissy bar upright and backrest pad. Luggage rack required if not mounting on passenger pillion. Does not fit XR1200, XR1200X, FXDRS, and XG models.



C. ONYX PREMIUM LUGGAGE COLLECTION DAY BAG

**C. ONYX PREMIUM LUGGAGE COLLECTION DAY BAG**

This compact Day Bag is perfect for your daily work commute or a short day trip. The main compartment is great for storing a sweatshirt, a pair of shoes, a rain suit, gloves or caps. Interior mesh zip pocket holds keys or small electronics. The rigid structure of the bag ensures it keeps its shape, even when empty and the detachable, padded shoulder strap makes the bag easy to carry. Dimensions: 16.75" W x 9" D x 9" T. Capacity: 1,000 cubic inches

**93300104**

Fits models equipped with Luggage Racks, with or without a Sissy Bar Upright, and Tour-Pak Luggage Racks (except Mini Rack P/N 53100-95). Does not fit XG750A models. Installation requires a sissy bar upright and backrest pad. Luggage rack required if not mounting on passenger pillion.

**Model Family Fitment:**

- V-ROD
- SPORTSTER
- DYNA
- SOFTAIL
- TOURING



# 664 LUGGAGE

Onyx™ Premium Luggage Collection

## A. ONYX™ PREMIUM LUGGAGE COLLECTION TOUR-PAK® RACK BAG

The Tour-Pak® Rack Bag is designed to fit atop most Tour-Pak Luggage Racks, this bag provides the additional storage you need for long trips. The main compartment features three mesh pockets for easy organization while also providing enough space to stow clothes for a short trip. Outside the bag, the top zip pocket is fleece lined for protective eyewear storage while the front, back and side pockets are great for storing gloves and organizing keys, cords and your phone charger. Dual side-carry handles, a stowable rubber top carry handle and a detachable shoulder strap make off bike transport easy. Rigid construction insures the bag keeps its shape, even when empty. Dimensions: 24" W x 14" D x 10.4" T. Capacity: 2,600 cubic inches

**93300123**

Fits models equipped with Tour-Pak Luggage Racks (except FLRT and FLHXXX or Mini Rack P/N 53100-96).



A. ONYX PREMIUM LUGGAGE COLLECTION TOUR-PAK RACK BAG



B. ONYX PREMIUM LUGGAGE COLLECTION COLLAPSIBLE TOUR-PAK RACK BAG



C. ONYX PREMIUM LUGGAGE COLLECTION TAIL BAG



D. ONYX PREMIUM LUGGAGE COLLECTION RIDER BACKREST BAG

## B. ONYX PREMIUM LUGGAGE COLLECTION COLLAPSIBLE TOUR-PAK RACK BAG

This Collapsible Rack Bag is similar to our other premium Tour-Pak Rack Bags, with the added benefit that it can be folded down to a fraction of its expanded size and placed in a saddle-bag when not in use. Take it with you on your trip and bring home all the T-shirts and extra things you may buy at a rally or on a long trip. The Collapsible Tour-Pak Rack Bag comes with a removable shoulder strap for easy transport from the bike to your hotel. Dimensions: 20" W x 14" D x 9" T. Capacity: 2,600 cubic inches

**93300124**

Fits models equipped with Tour-Pak Luggage Racks (except FLRT and FLHXXX or Mini Rack P/N 53100-96).

## C. ONYX PREMIUM LUGGAGE COLLECTION TAIL BAG

Great for daily commutes or for extra storage anytime, this Tail Bag provides the space you need. The main compartment is large enough to store a half helmet, rain gear or extra layers, while zippered side pockets are large enough to hold gloves or small electronic devices. The Tail Bag mounts to a passenger pillion and has locking, quick-release clasps for easy on and off the bike. The sturdy top handle and detachable shoulder strap make it easy to carry the bag to and from your motorcycle. Dimensions: 17.5" W x 12" D x 10.4" T. Capacity: 970 cubic inches

**93300106**

Fits passenger pillions on most models. Does not fit Touring, Trike or Street™ models. Does not fit most '18-later Softail models (except FLHC, FLHCS and FXDRS models). FXDRS models require separate purchase of Bungee Bars P/N 50300233.

## D. ONYX PREMIUM LUGGAGE COLLECTION RIDER BACKREST PAD

This optional Rider Backrest Pad provides additional rider comfort and support by fastening to the front of other Onyx Collection Luggage. The expandable design, featuring two-piece foam, allows you to adjust it for just the right amount of support. Made of solution-dyed material for exceptional abrasion and UV resistance, it never fades and continues to look great for years.

**93300125**

For use with Premium Luggage Collection Touring Bag, Weekender Bag and Rolling Touring Bag.

## E. ONYX PREMIUM LUGGAGE COLLECTION TANK BAG

Designed by riders for riders, the Onyx Premium Luggage Collection is the best luggage Harley-Davidson has to offer and, provides everything you need in motorcycle luggage and nothing you don't. The Tank Bag is designed specifically for Softail® model motorcycles and keeps small items and must-haves, including a mobile device, close at hand. Dimensions: 12.4" W x 4.75" D x 9.5" T Capacity: 420 cubic inches

**93300159**

Fits '18-later Softail models (except FL5B, FXLR, FL5B, FXDRS and '20-'21 FXLRS).



E. ONYX PREMIUM LUGGAGE COLLECTION TANK BAG




F. ONYX PREMIUM LUGGAGE COLLECTION BACKSEAT ROLLER BAG




F. ONYX PREMIUM LUGGAGE COLLECTION BACKSEAT ROLLER BAG



F. ONYX PREMIUM LUGGAGE COLLECTION BACKSEAT ROLLER BAG



G. ONYX PREMIUM LUGGAGE COLLECTION FLY AND RIDE BAG



G. ONYX PREMIUM LUGGAGE COLLECTION FLY AND RIDE BAG



G. ONYX PREMIUM LUGGAGE COLLECTION FLY AND RIDE BAG

# LUGGAGE 665

Onyx Premium Luggage Collection

## F. ONYX™ PREMIUM LUGGAGE COLLECTION BACKSEAT ROLLER BAG

This Backseat Roller Bag has everything a solo rider needs to rule the road. Unmatched durability, effortless transport and immense storage space. With its locking push-button handle that extends to 20.5" and smooth-rolling skateboard wheels, moving gear from bike to bunk has never been easier. The massive main compartment can carry weeks of clothes for your grand tour and features a large elastic pouch and zippered mesh pocket to organize the rest of your riding essentials. Two outer stash pockets store sunglasses, rain gear and electronics with ease, and the external bungee keeps coats and bedrolls secured. Compatible with the Onyx™ Premium Luggage Collection Rider Backrest Pad for long-haul comfort and support. Dimensions: 16" W x 13" D x 18" T. Capacity: 3,200 cubic inches

**93300126**

Fits '14-later Touring and Tri Glide® models equipped with a King Tour-Pak®. Tour-Pak luggage carrier must be equipped with luggage rack on top for proper installation.

## G. ONYX PREMIUM LUGGAGE COLLECTION FLY AND RIDE BAG

Designed by riders for riders, the Onyx Premium Luggage Collection is the best luggage Harley-Davidson has to offer and provides everything you need in motorcycle luggage and nothing you don't. The Fly and Ride Bag will breeze through airport security and is designed to be an ideal carry-on bag for the rider flying to meet their bike, or taking off on any adventure.

Locking-push button handle that extends by 16" to a height of 38.25" and smooth-rolling skateboard wheels make this bag easy to handle in the airport. Designed to fit in most commercial aircraft overhead bins for easy travel. Fold-out TSA-approved padded sleeve accommodates 15" laptop plus a separate tablet sleeve. Rollers designed not to scuff seat when mounted to sissy bar. Water-resistant zippers with rubber Harley-Davidson branded, glove-friendly pulls for easy open and close. High-contrast orange interior makes it easy to see bag contents in almost any light and a plethora of internal and external pockets and an adjustable shelf make organization easy. MOLLE-style webbing for easy modular pouch attachment. Abrasion-resistant, non-slip bottom keeps the bag in place. Dimensions: (approximate): 14" W x 9" D x 22" H Capacity (approximate): 2450 CI

**93300158**

Installation requires a sissy bar upright and backrest pad. Luggage rack required if not mounting on passenger pillion. Does not fit XR1200, XR1200X, FXDRS, and XG models.

Model Family Fitment:

- V-ROD
- SPORTSTER
- DYNA
- SOFTAIL
- TOURING



# 666 LUGGAGE

Overwatch Luggage

## OVERWATCH BAGS

These tactical-style bags are great for everyday use on or off the bike. Constructed from 1680 denier, UV-stable, PVC-backed water-resistant nylon featuring water-resistant zippers, these bags stand up to the toughest of weather. Hi-vis orange interiors make the bags' contents visible even in low light. All Overwatch Bags feature either quick-release, locking buckle or, a MOLLE-style mounting system with hook and loop fasteners for easy attachment to and removal from your bike.

### A. OVERWATCH DRY BAG

Keep your gear dry with the Overwatch Dry Bag. This water-resistant bag has a large main compartment that features a roll top design with easy-to-use quick-release buckle closures and abrasion-resistant non-slip material on the bottom. Two outer zip pockets are great for storing smaller items. MOLLE-style attachment system on the bag's top make it easy to attach small pouches to this bag and the convenient centered handle make for easy transport to and from your bike. Dimensions: 11.5" D x 19" T. Luggage capacity: 2,000 cubic inches.

**93300119**  
Installation requires a sissy bar upright and backrest pad. Luggage rack required if not mounting on passenger pillion. Does not fit XG luggage racks. Does not fit with '18-later short Softail® passenger uprights.

### B. OVERWATCH LARGE SISSY BAR BAG

This Sissy Bar Bag features a cavernous main compartment large enough to accommodate enough clothes for a long weekend trip and a hook and loop closure that rolls and clips to keep water out. Sunglasses and other small items fit conveniently in the small front pocket while the draw-bridge style outer pocket features two removeable tool pouches (tools not included) which can also be used to organize cords and keys. An elasticized side pouch fits a large water bottle. Back and side handles make for easy transport once the bag is detached from the bike. Dimensions: 14" W x 7" D x 20" T. Luggage capacity: 2,000 cubic inches.

**93300120**  
Installation requires a sissy bar upright and backrest pad. Luggage rack required if not mounting on passenger pillion. Does not fit XG luggage racks. Does not fit with '18-later short Softail passenger uprights.

### C. OVERWATCH LARGE HANDLEBAR BAG

The roomy Overwatch Large Handlebar Bag is the ultimate in style and practicality. This bag features a removable top compartment with a clear plastic touchscreen pouch that is perfect for holding your phone or GPS. The top pouch also has a zippered compartment that is perfect for storing your wallet and keys. The larger main compartment features one zip and one mesh pocket for organization. Adjustable quick-release buckles and MOLLE-style mounting system with hook and loop straps make for easy attachment. Six multi-fit hook-and-loop mounting straps are included. Dimensions: 4.5" W x 9.5" D x 7" T. Luggage capacity: 250 cubic inches.

**93300122**  
Fits Original Equipment and Accessory risers that are 2" or taller. Does not fit XL models if equipped with triple clamp-integrated risers and 4" diameter riser-mounted speedometers. Does not fit with windshields.

### D. OVERWATCH SMALL HANDLEBAR BAG

The Overwatch Small Handlebar Bag is perfect for packing essential items. This bag features one main interior pocket that is the perfect place to put your phone, wallet and keys while riding your motorcycle. MOLLE-style web system with hook and loop straps allow for versatile bag attachment. Six hook-and-loop mounting straps are included. Dimensions: 6" W x 8" D x 2.5" T. Luggage capacity: 100 cubic inches.

**93300121**  
Fits Original Equipment and Accessory risers that are 2" or taller. Does not fit XL models if equipped with triple clamp-integrated risers and 4" diameter riser-mounted speedometers. Fits with some windshields.



A. OVERWATCH DRY BAG



B. OVERWATCH SISSY BAR BAG



C. OVERWATCH LARGE HANDLEBAR BAG



D. OVERWATCH SMALL HANDLEBAR BAG



E. WAXED CANVAS BACK PACK



F. WAXED CANVAS MESSENGER BAG



G. HDMC MESSENGER BAG – BLACK/SILVER



H. PREMIUM TRAVEL-PAK – KING TOUR-PAK



H. PREMIUM TRAVEL-PAK – SADDLEBAGS



I. TRAVEL-PAKS – SADDLEBAGS (93300107 SHOWN)



I. TRAVEL-PAK – KING TOUR-PAK (53605-97 SHOWN)



I. TRAVEL-PAK – HARD SADDLEBAGS (91885-97A SHOWN)

# LUGGAGE 667

Travel-Paks

## E. WAXED CANVAS BACKPACK

The thick, solution-dyed, waxed canvas construction and the heavy-gauge leather on the bottom give it a unique look and character. It features an interior padded laptop sleeve, to securely stow your laptop computer (up to 15"). The roll-top design has simple, easy-to-use buckles for secure closure. A water-resistant, high-contrast orange liner makes it easy to find things inside, while the wide, comfortable backpack straps (with sternum strap) provide all-day comfort.

**93300117**  
Installation on bike requires a sissy bar upright and backrest pad or luggage rack.

## F. WAXED CANVAS MESSENGER BAG

The thick, solution-dyed, waxed canvas construction and the heavy-gauge leather on the bottom give it a unique look and character. It features an interior padded laptop sleeve, to securely stow your laptop computer (up to 15"). The roll-top design has simple, easy-to-use buckles for secure closure. A water-resistant, high-contrast orange liner makes it easy to find things inside, while the comfortable, messenger-style shoulder strap and stabilizer strap provide long-lasting comfort and style.

**93300116**  
Installation on bike requires a sissy bar upright and backrest pad or luggage rack.

## G. HDMC™ MESSENGER BAG

The soft and flexible sling bag features a padded shoulder strap with a cross-chest stabilizer strap that securely holds the bag in place across your back. Or you can secure the bag to the sissy bar with the wide adjustable hook-and-loop flap and quick release tabs. The exterior of the bag features a newspaper pocket, a side pocket and bold resistant HDMC™ graphics. Behind the wide flap, the water-resistant inner cavity features a 10" x 15" padded laptop compartment, a padded tablet pocket and separate pockets to store cell phones, pens, glasses and more. Dimensions: 19.0" W x 3.5" D x 13.5" T.

**93300099** Black/Silver.  
Installation requires a sissy bar upright, backrest pad and luggage rack (if not mounting on passenger pillion).

## H. PREMIUM TRAVEL-PAKS

This collection of fitted luggage provides convenient storage for your next long ride. The bags are manufactured of water-resistant ballistic nylon that matches the premium luggage collection. The exterior features comfortable carrying handles, heavy-duty glove-friendly zippers, a zippered pocket and D-rings for optional carrying straps. The padded interior features a variety of convenient storage pockets and plenty of open storage. Saddlebag right-hand bag features an internal padded laptop pocket and plenty of smart storage spaces.

**93300072** King Tour-Pak®.  
Fits '93-later Touring and Trike models equipped with King Tour-Pak luggage.

**93300070** Hard Saddlebags.  
Fits '93-later Touring models equipped with hard saddlebags. Sold in pairs.

## I. SADDLEBAG TRAVEL-PAKS

The Travel-Pak bags feature two-way zippers for easy access, and embossed Bar & Shield patches for style.

**93300107** Saddlebags.  
Fits '18-later FLHC and FLHCS models with Original Equipment saddlebags. Also fits FLDE models equipped with Softail Deluxe Rigid Mount Saddl ebags P/N 90201558.

**93300110** Saddlebags.  
Fits '18-'21 FLSB and '22-later FXLRST models.

**53605-97** King Tour-Pak.  
Fits '93-later Touring and Trike models equipped with King and Ultra Tour-Pak luggage.

**91885-97A** Hard Saddlebags.  
Fits '93-later Touring models equipped with Color-Matched Hard Saddlebags and '09-'17 VRSCF models equipped with Rigid Saddlebags P/N 91172-09. Sold in pairs.

**91887-98** Leather Saddlebags. (not shown)  
Fits '98-'19 FLHRC and FLHRS models. Sold in pairs.

Model Family Fitment:

- V-ROD
- SPORTSTER
- DYNA
- SOFTAIL
- TOURING



# 668 LUGGAGE

Small Bags

## BLACK STANDARD LINE BAGS

Made of ultra-durable leather-like synthetic featuring a debossed H-D #1 logo, the Black Standard Line Sissy Bar and Tool Bags have a simple, black on black style that complements many styling directions and budgets. An internal reinforcement system maintains the bag's shape over time. The "MOLLE-style" system of mounting loops accommodate hook and loop straps and allow for multiple mounting locations and orientations. The bags feature either matte black enamel buckles with hidden quick-detach buckles underneath or a hook and loop flap closure.

### A. BLACK STANDARD LINE HANDLEBAR BAG

Made of ultra-durable leather-like synthetic, this Handlebar Bag is great for holding eyeglasses, toll passes and other small items you need within an arm's reach. Straight and 90 degree mounting loops make for versatile mounting to your bike. Internal capacity: 125Cl. Carrying capacity: 2.5 lbs.

**93300112**

Fits risers/handlebars without riser-mounted gauges. Does not fit 100th Anniversary logo windshields or Road Tech™ Riser Mount Radio.

### B. BLACK STANDARD LINE SISSY BAR/SOLO BAG

This Sissy Bar Bag features quick-release buckles to get you in and out of the bag fast. Great for storing a light jacket, sunscreen, gloves and glasses. Bag measures 8" x 10.5" x 3.25". Internal capacity: 260Cl. Carrying capacity: 5 lbs.

**93300114**

### C. BLACK STANDARD LINE TOOL BAG

This Tool Bag features decorative, black enamel buckles under which are quick-release buckles for easy access and can be mounted to various parts of the bike including the sissybar or a luggage rack. This Tool Bag is constructed to handle the weight of tools. The bag measures: 5.25" in diameter x 11" long. Internal capacity: 165Cl. Carrying capacity: 5 lbs.

**93300113**

### D. WINDSHIELD BAGS

Ideal for storing cell phones, sunglasses and other small items, these easy-to-install bags are available in a wide variety of styles to suit your customizing direction.

Fits King-Size and Compact windshields (except FXSTD, Flame and Skull with Wings). Does not fit 100th Anniversary logo windshields, models equipped with handlebar mount gauges or Road Tech Riser Mount Radio. Also fits '15-later FLRT windshields.

#### 1. FAT BOY® WINDSHIELD BAG WITH CONCHO

**56626-99**

#### 2. WINDSHIELD BAG FOR SOFTAIL® DELUXE MODELS

**57207-05A**

#### 3. LEATHER WITH BAR & SHIELD LOGO

**58298-87**

#### 4. EMBOSSED BAR & SHIELD LOGO LEATHER

**58308-95**

#### 5. ROAD KING® CLASSIC LEATHER WINDSHIELD BAG

**58189-98**



A. BLACK STANDARD LINE HANDLEBAR BAG



B. BLACK STANDARD LINE SISSY BAR/SOLO BAG



C. BLACK STANDARD LINE TOOL BAG



D. WINDSHIELD BAGS



E. THREE-POCKET WINDSHIELD POUCH



F. TWO-POCKET WINDSHIELD POUCH



G. HANDLEBAR/FORK BAGS



H. SOFT LEATHER HANDLEBAR/FORK BAG

# LUGGAGE 669

Windshield Bags

## E. THREE-POCKET WINDSHIELD POUCH

Add convenient storage space up front where you need it. This easy-to-install windshield pouch features three easily accessible storage pockets sized for cell phones, glasses and other small items. The center pouch is accented with an embossed Harley-Davidson script for a finishing touch.

**58904-03**

Fits King-Size (except Heritage Springer™ and Rigid-Mount King Size) and Road King® windshields (except Wind Deflector and Adjustable Height).

## F. TWO-POCKET WINDSHIELD POUCH

Add convenient storage space up front where you need it. This easy-to-install windshield pouch features two easily accessible storage pockets sized for cell phones, glasses and other small items. Hook-and-loop closures allow easy one-handed opening. Both pouches are accented with an embossed Harley-Davidson logo for a finishing touch.

**57203-07**

Fits King-Size or Compact windshields. Does not fit FXDWG, FLSTSB or FXSTD models. Does not fit Rigid-Mount, Super Sport, Nostalgic or Flamed windshields.

## G. HANDLEBAR/FORK BAGS

Constructed of durable synthetic leather with embossed H-D Eagle Wing logo. Looks great on sissy bar uprights, handlebars and front forks.

If used in front fork application, fits '93-'17 FXDWG and '84-'17 FLSTC models. Also fits '82-'89 FXR with additional purchase of Directional Relocation Kit P/N 90504-82A.

**91743-87T** 11-inch length.

**91744-87T** 8-inch length.

## H. SOFT LEATHER HANDLEBAR/FORK BAG

Features include embroidered logos, full-length hook-and-loop closure over zipper and plush nylon pile inside lining. Features silver Harley-Davidson logo.

**91773-85**

If used in front fork application, fits '93-'17 FXDWG and '84-'17 FLSTC models. Also fits '82-'89 FXR with additional purchase of Directional Relocation Kit P/N 90504-82A.

Model Family Fitment:

- V-ROD
- SPORTSTER
- DYNA
- SOFTAIL
- TOURING



# 670 LUGGAGE

Storage

## A. RIDER CUP HOLDER

Shaped to blend with the contours of your Harley-Davidson® motorcycle, this unique cup holder is easy to reach without cluttering the handlebar. The attractive chrome mount securely attaches to the frame downtube and sweeps rearward to support the cup holder. The soft-touch insulated holder flexes to grip the beverage and features a perforated bottom to drain away rain water. Kit includes model-specific clamp, support rod, cup holder and all required mounting hardware.

**50700001**

Fits '09-later Touring and Trike models. Does not fit '14-later models equipped with Fairing Lower.



A. RIDER CUP HOLDER



B. BUNGEE CORD SOFT-HOOK EXTENSIONS



## C. BLACK CARGO NETS

These versatile nets feature vinyl-coated attaching hooks to hold your cargo securely. For helmets, small packages, etc. Works great with chrome bungee nuts.

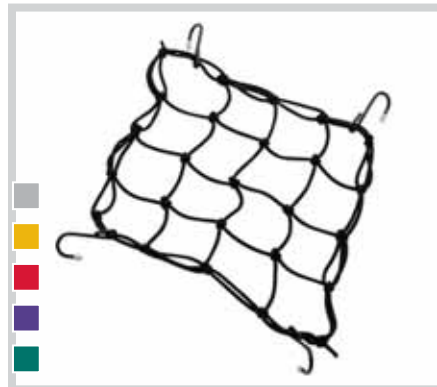
**97008-07** 12.0" x 12.0" – 4 hook.

**98170-88T** 15.0" x 15.0" – 6 hook.

**98169-88T** 18.0" x 18.0" – 6 hook.



C. BLACK CARGO NET




## D. BLACK BUNGEE CORDS

**98196-85T** 18.0" length.

**98197-85T** 24.0" length.

**98198-85T** 30.0" length.

**98199-85T** 24.0" length – 4 hook.



D. BLACK BUNGEE CORDS

## E. CHROME BUNGEE NUTS

**98185-90T** .375" – 16 thread. (pair)




E. CHROME BUNGEE NUTS



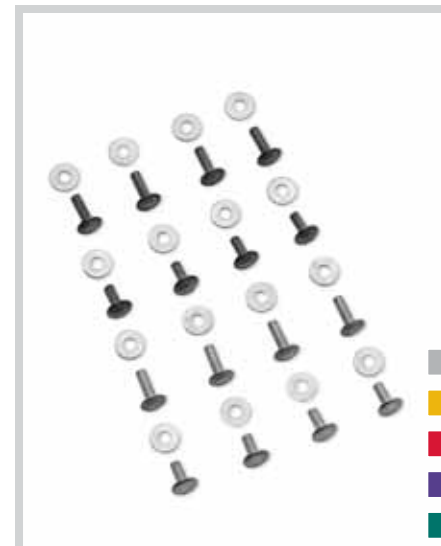
F. MUSIC PLAYER TANK POUCH



F. MUSIC PLAYER TANK POUCH




G. DECORATIVE SPOTS



H. SADDLEBAG STRAP REPAIR KIT



I. DECORATIVE CONCHOS



J. HARLEY-DAVIDSON/U.S.A. CUSTOM CONCHO AND LEATHER ROSETTE AND LACING STRAP

# LUGGAGE 671

Luggage Accessories

## F. MUSIC PLAYER TANK POUCH

This portable music system pouch is designed for motorcycle use. The neoprene jacket offers hardcore protection for your portable music device, while the built-in magnets hold the pouch securely to the fuel tank. The clear play-through window permits touchscreen control and the anti-skid interior allows the pouch to accommodate players of various sizes. The clamshell design makes inserting your player into the pouch quick and easy and the double zipper allows for headphone and output cables to exit the pouch at any point on top, bottom or one side of the pouch. Simply plug in your headphones or connect your in-dash Advanced Audio Radio with an auxiliary cable or iPod® Interface and enjoy your music collection. Works well with many MP3 and other personal music players, but should not be used with hard-disk memory players. Window measurement: 2.25" W x 4.0" H.

**76000193**

Fits models with steel fuel tanks or airbox covers.

## G. DECORATIVE SPOTS

Make your own personal styling statement by identifying your leather jacket, cap, saddlebags, sissy bar bag, etc., with Decorative Spots that are made of rustproof, nickel-plated solid brass. Package quantity 1.

**Decorative Chrome Spots**

**93024-88** Round .50"

**Decorative Road King® Black Jeweled Spot**

**93036-95** Matches FLHR models.

**Decorative Heritage Chrome Spot**

**93037-09** Matches FLSTC models.

## H. SADDLEBAG STRAP REPAIR KIT

Features rivets and washers required for saddlebag strap repair. Kit includes 16 rivets (4 sizes) and 16 washers.

**88272-06**

## I. DECORATIVE CONCHOS

Stylish Harley-Davidson® conchos can customize anything, from saddlebags and seats to tank pouches and tool bags. Includes Rosette & Lacing Strap.

**91877-97** Package quantity 1.

## J. HARLEY-DAVIDSON®/U.S.A. CUSTOM CONCHO

Conchos are polished, nickel-plated and identified with a recessed Harley-Davidson Motorcycles – U.S.A. logo in contrasting black. Attaches securely with a tie wrap. Rosette & Lacing Strap sold separately.

**91857-91** Package quantity 1.

**Shown with:**

**LEATHER ROSETTE AND LACING STRAP FOR HARLEY-DAVIDSON/U.S.A. CUSTOM CONCHO**

Available in black, these leather accents can be used when attaching H-D® custom conchos.

**91722-04** Package quantity 1.

Model Family Fitment:

- V-ROD
- SPORTSTER
- DYNA
- SOFTAIL
- TOURING



# 672 LUGGAGE

Flags

## A. PREMIUM AMERICAN FLAG KIT

Proudly display Old Glory with this Premium Flag and Mast Kit. The redesigned chrome-plated clamp was engineered to provide a secure mount to your luggage rack. This 14.0" x 11.0" nylon flag is sewn with pillow case stitching for added durability, and the mast features a rich bullet-shaped finial tip. Kit includes American flag, mounting clamp, flag mast and all necessary hardware. (Flags are designed for parade use only and will not withstand highspeed use.)

**61400617** Fits Air Wing Tour-Pak® Luggage Rack P/N 79179-08, 53000063 or 50300097, Premium Tour-Pak Luggage Rack P/N 53665-87, Contoured Tour-Pak Luggage Rack P/N 79148-06A and all luggage racks with .5" diameter round outer bar.

## B. AMERICAN FLAG KIT

Whether showing your patriotism or your love of Harley® motorcycles, showing your colors is easier than ever with quality flag and mast kits. Flags are made with high-quality nylon for durability. Available in sissy bar mount or Tour-Pak® Luggage Carrier/Saddlebag mount. (Flags are designed for parade use only and will not withstand high-speed use.)

**94616-98** Sissy bar. Fits Sissy Bars (except Mini and Short Uprights with Backrest Pads).

**61400206** Tour-Pak Mount. Mounts to '14-later Touring and Tri Glide® models with Color-Matched Tour-Pak Luggage Carriers. Does not fit Leather Tour-Pak Luggage.

**94626-98** Tour-Pak/Saddlebag Mount. Mounts to '14-later Touring models with Color-Matched Hard Saddlebags, without Tour-Pak Luggage. Does not fit with Electra Glo™ Saddlebag Run/Brake/Turn Lights. Also mounts to '14-later Touring models with Color-Matched Tour-Paks. Does not fit with LED King Tour-Pak Brake/Turn/Tail Lamp Kit P/N 67800368. Also mounts to '93-'13 Touring and Trike models equipped with Color-Matched Tour-Pak luggage carriers or Hard Saddlebags. Does not fit Leather Tour-Pak luggage. Also fits many car and truck roll-down windows.

**94625-98** Replacement flag only.



A. PREMIUM AMERICAN FLAG KIT



B. AMERICAN FLAG KIT



C. WOUNDED WARRIOR PROJECT FLAG KIT



D. POW/MIA FLAG KIT

# LUGGAGE 673

Flags

## C. WOUNDED WARRIOR PROJECT® FLAG KIT

Raise the flag and salute our returning veterans who incurred service-connected injuries or illness. Complete flag and mast kit is easy to install, and features a flag manufactured with high-quality nylon for durability. Available in sissy bar mount or Tour-Pak® Luggage Carrier/Saddlebag mount versions. (Flags are designed for parade use only and will not withstand high-speed use.)

**61400374** Sissy Bar. Fits Sissy Bars (except Mini and Short Uprights with Backrest Pads).

**61400375** Tour-Pak Mount. Mounts to '14-later Touring and Tri Glide® models with Color-Matched Tour-Pak Luggage Carriers. Does not fit Leather Tour-Pak Luggage.

**61400377** Tour-Pak/Saddlebag Mount. Mounts to '14-later Touring models with Color-Matched Hard Saddlebags and mounts to '93-'13 Touring and Trike models equipped with Color-Matched Tour-Pak Luggage carriers or Hard Saddlebags. Does not fit Leather Tour-Pak luggage. Also fits many car and truck roll-down windows.

NOTE: The Wounded Warrior Project (WWP) name and logo are trademarks of Wounded Warrior Project Inc., a tax-exempt 501 (C)(3) nonprofit organization, and are used here with its permission.

## D. POW/MIA FLAG KIT

Show support for the American POW and MIA military forces with this flag and mast kit. Flags are made with high-quality nylon for durability. (Flags are designed for parade use only and will not withstand high-speed use).

**61400205** Tour-Pak Mount. Mounts to '14-later Touring and Tri Glide models with Color-Matched Tour-Pak Luggage Carriers. Does not fit Leather Tour-Pak Luggage.

**94901-03** Tour-Pak/Saddlebag Mount. Mounts to '14-later Touring models with Color-Matched Hard Saddlebags and mounts to '93-'13 Touring and Trike models equipped with Color-Matched Tour-Pak luggage carriers or Hard Saddlebags. Does not fit Leather Tour-Pak luggage. Also fits many car and truck roll-down windows.

**94902-03** Replacement POW/MIA flag only.

Model Family Fitment:

- V-ROD
- SPORTSTER
- DYNA
- SOFTAIL
- TOURING



## COLOR-SHOP

The bike is a blank canvas, a surface ready to express your personality with design, color and texture. Harley-Davidson color-matched components set the tone for the rest of the accessories and set your bike apart from the crowd.





**ARCTIC BLAST SPECIAL EDITION PAINT**

We've pushed the limits with this rich, high contrast paint scheme. Featuring bold strokes and a subtle ghosting of a hexagon pattern, it's painstakingly applied by hand. Words can't describe the true beauty of this finish. See it for yourself. Available now, in a limited serialized edition of 500 Street Glide™ Special motorcycles.



Available to fit models with Arctic Black paint.

**Chopped Tour-Pak® Luggage**

Fits '17-later Road King, Road Glide and Street Glide models. Separate purchase of H-D® Detachables™ Two-Up or Solo Tour-Pak Mounting Rack and applicable Docking Hardware is required. Separate purchase of Tour-Pak® Lock Kit P/N 90300030 is required.

	—	53000650ERW
<b>Saddlebag Speaker Lids</b>	Right Side.	90200826ERX
	Left Side.	90200827ERX

**CUSTOMIZATION INSPIRATION**

Factory Team race-tested Screamin' Eagle®/Öhlins® Remote Reservoir Rear Shocks dial in the ride and the handling of a Street Glide® Special motorcycle powered by a pavement-pounding Screamin' Eagle® 131-cubic inch Stage IV Milwaukee-Eight® engine, in the jaw-dropping Arctic Blast Limited Custom Color paintset and rich black Empire™ Collection hand and foot controls and engine covers. Horsepower never looked so good.



ARCTIC BLAST SPECIAL EDITION PAINT



# COLOR-MATCHED BODYWORK

Wish you could splash more of your factory color over your bike's profile? Consider Color Shop's Accessory Bodywork. This collection of primed and color-matched components endows your Harley® motorcycle with a personality of its own. Tour-Pak® luggage, stretched saddlebags, inner fairings, spoilers and more are available in factory-matched colors for most late model Harley motorcycles.



## COLOR-MATCHED SLIPSTREAM VENT TRIM AND ROAD GLIDE® HEADLAMP TRIM COVERS

### COLOR-MATCHED SPLITSTREAM VENT TRIM – BATWING FAIRING

The batwing fairing is a key visual and functional element of your Touring bike, and the Splitstream vent sits front and center for all to see. Shaped to replace the Original Equipment satin black soft trim, this one-piece rigid component blends into the sweep of the outer fairing and dresses the vent in style. Available in your choice of finishes, this vent trim is the perfect complement to available windshield trim kits.

Fits '14-later Electra Glide®, Street Glide®, Ultra Limited and Tri Glide® models with batwing fairing.

\*NOTE: This product is a Paint to Order accessory. Please allow for an average of 5 weeks' delivery for this item.

### COLOR-MATCHED ROAD GLIDE® HEADLAMP TRIM

This sleek one-piece headlamp surround adds a clean custom look to the nose of the Road Glide® model. The easy-to-install Headlamp Trim hugs the dual headlamps and covers the matte black factory bezel for a menacing aerodynamic appearance. The swept back look and the knife-edge side strakes emphasize the streamlined shape of the fairing without impeding airflow to the vents or obstructing headlamp light patterns. Available in your choice of finish, the self-adhesive Headlamp Trim can be installed without removing the headlamp or fairing.

Fits '15-later Road Glide models.



#### Solid Color

	Splitstream Vent Trim	Headlamp Trim
P/N	P/N	P/N
Barracuda Silver	61300461EKR	61400412EKR
Barracuda Silver Denim	61300461ENR	61400412ENR
Billiard Blue	—	61400412EKP
Billiard Burgundy	61300461ENZ	—
Billiard Red	61300461ENX	61400412ENX
Billiard Teal	—	61400412ESK
Black Denim	—	61400412BYM
Black Earth	—	61400412EGS
Black Fuse	—	61400412ELL
Black Jack Metallic	61300461ESC	—
Black Tempest	61300461EEV	—
Blue Max	61300461ELE	61400412ELE
Bonneville Salt Denim	61300461EFW	—
Bonneville Salt Pearl	—	61400412EFU
Chrome	61300505	61400411
Crushed Ice Pearl	61300461DZS	—
Deadwood Green	61300461ESU	—
Electric Blue	61300461EFM	61400412EFM
Gauntlet Gray Metallic	61300461ESH	61400412ESH
Gunship Gray	61300461EGZ	61400412EGZ
Industrial Gray	—	61400412EEZ
Industrial Gray Denim	61300461EFC	61400412EFC
Legend Blue	61300461EEN	—
Legend Blue Denim	61300461EEL	—
Lightning Silver	—	61400412EHY
Mako Shark	—	61400412EJH
Midnight Blue	61300461EKA	61400412EKA
Midnight Crimson	61300461ESN	61400412ESN
Mineral Green Metallic	—	61400412EVG
Orange Lava (CVO)	—	61400412EGX
Performance Orange	61300461EOE	—
Red Pepper	—	61400412EHV
Redline Red	61300461EUZ	61400412EUZ
Reef Blue	—	61400412EVA
River Rock Gray	61300461ENT	61400412ENT
River Rock Gray Denim	61300461ENV	61400412ENV
Scorched Orange (CPP)	61300461ELG	61400412ELG
Silver Flux	61300461ELI	—
Silver Fortune	61300461EFP	61400412EFP
Silver Pine	61300461EOR	61400412EOR
Snake Venom	61300461ETF	61400412ETF
Spruce	—	61400412EOG
Stiletto Red (CPP)	61300461EOW	61400412EOW
Stone Washed White Pearl	61300461EOB	—
Tahitian Teal (CPP)	61300461EOX	61400412EOX
Twisted Cherry	61300461EFH	61400412EFH
Vivid Black	61300461DH	61400412DH
White Sand Pearl	61300461EVD	61400412EVD
Wicked Red	61300461EFF	61400412EFF
Wicked Red Denim	61300461EKG	61400412EKG
Zephyr Blue (CPP)	61300461EPB	61400412EPB



**COLOR-MATCHED CUSTOM WRAPPED FRONT FENDER**

Give your bike a big hug. This all-steel fender is shaped to show off the full profile of your 19" front wheel. The apron-less fender wraps almost 180 degrees around the front tire for a clean, custom appearance, and the low-profile cutaway design exposes the wheel from hub to rim for maximum visual impact. Designed for mistake-proof installation, the fender is pre-drilled to fit Original Equipment fender mounting bosses, and does not require additional fender spacers or install kits. Available in Color-Matched, Vivid Black or primed and ready-to-paint finish.

Fits '14-later Touring models equipped with 17", 18" or 19" wheel and tire combination. Does not fit with Fender Tip Assembly P/N 59600003 or 59600006. Does not fit Trike or FLTRXSE models.



WRAPPED FRONT FENDER

**COLOR-MATCHED 21" FRONT FENDER**

Required for use with the Knockout Custom Wheel Kit.

Fits '17-later FLTRX and FLTRXS models equipped with Knockout Wheel Kit P/N 43300494 or 43300496.



21" FRONT FENDER

**COLOR-MATCHED CUSTOM CHOPPED FRONT FENDER**

This all-steel Chopped Front Fender is a key element of West Coast style for Touring models. The trimmed profile gives the front end a tough pro-touring look and exposes the wheel from hub to rim for maximum visual impact. Designed for mistake-proof installation. Pre-drilled to fit Original Equipment fender mounting bosses, and does not require additional fender spacers or install kits.

Fits '14-later Touring models equipped with 17", 18" or 19" wheel and tire combination. Does not fit with Fender Tip Assembly P/N 59600003 or 59600006. Does not fit Trike models.



CHOPPED FRONT FENDER

**COLOR-MATCHED CUSTOM WRAPPED FENDERS**

Color	Custom Wrapped Front Fender	21" Front Fender	Chopped Front Fender
	P/N	P/N	P/N
Barracuda Silver	58900196EKR	—	—
Barracuda Silver Denim	58900196ENR	58900336ENR	—
Billiard Blue	58900196EKP	58900336EKP	—
Billiard Burgundy	58900196ENZ	—	—
Billiard Red	58900196ENX	58900336ENX	—
Billiard Red/Vivid Black	58900527EOU	58900529EOU	—
Billiard Teal	58900196ESK	58900336ESK	—
Black Denim	58900196BYM	58900336BYM	58900591BYM
Black Jack Metallic	58900196ESC	—	—
Bonneville Salt Denim	58900196EFW	—	—
Deadwood Green	58900196ESU	—	—
Deadwood Green Denim	58900196ESW	—	—
Gauntlet Gray Metallic	58900196ESH	58900336ESH	—
Gauntlet Gray Metallic/Vivid Black	58900527ESZ	58900529ESZ	—
Gunship Gray	58900196EGZ	58900336EGZ	58900591EGZ
Hot Rod Red Flake (HCC)	58900196ECN	—	—
Industrial Gray	58900196EEZ	—	—
Industrial Gray Denim	58900196EFC	—	—
Kinetic Green	—	58900423ELD	—
Legend Blue Denim	58900196EEL	—	—
Legend Blue/Vivid Black	58900196EEM	—	—
Midnight Blue	58900196EKA	—	—
Midnight Crimson	58900196ESN	58900336ESN	58900591ESN
Midnight Crimson/Vivid Black	58900527EVO	—	58900594EVO
Mineral Green Denim	58900196EVI	—	58900591EVI
Mineral Green Metallic	58900196EVG	—	—
Olive Gold	58900196DZW	—	—
Performance Orange	58900196EOE	—	—
Primed	58900196BEO	58900319	58900590
Redline Red	58900196EUZ	58900336EUZ	58900591EUZ
Reef Blue	58900196EVA	58900336EVA	58900591EVA
Reef Blue/Vivid Black	58900527EVR	58900529EVR	58900594EVR
River Rock Gray	58900196ENT	58900336ENT	—
River Rock Gray Denim	58900196ENV	58900336ENV	—
Scorched Orange/Black Denim	58900403ELF	58900400ELF	—
Scorched Orange/Silver Flux (CPP)	58900403EOY	58900400EOY	—
Silver Flux/Black Fuse	58900403ELH	58900400ELH	—
Snake Venom	58900196ETF	58900336ETF	—
Spruce	—	58900336EOG	—
Stone Washed White Pearl	58900196EOB	—	—
Superior Blue	58900196DWC	—	—
Twisted Cherry	58900196EFH	—	—
Velocity Red Sunglo	58900196DZT	—	—
Vivid Black	58900196DH	58900336DH	58900591DH
White Sand Pearl	58900196EVD	58900336EVD	58900591EVD
Wicked Red	58900196EFF	—	—
Wicked Red Denim	58900196EKG	58900336EKG	—
Zephyr Blue/Black Sunglo (CPP)	58900403EPA	58900400EPA	—
CVO Color	P/N	—	P/N
Great White Pearl & Black Hole	58900360ERP	—	—
Sunset Orange Fade & Sunset Black	58900360ERL	—	—
Black Forest	58900196EJD	—	—
Black Forest/Wineberry	58900360EJC	—	—
Black Stardust Fade	58900196ELY	—	—
Blue Steel	58900196EUB	—	58900591EUB
Bronze Armor	58900196ERI	—	—
Charred Steel/Lightning Silver	58900360EJB	—	—
Dark Alloy & Black Denim	58900360EGW	—	—
Envious Fade	58900360EUK	—	58900596EUK
Gunship Gray	58900196EGZ	—	—
Hightail Yellow Pearl	58900360EUE	—	58900598EUE
Orange Lava & Black Denim	58900360EGY	—	—
Sand Dune	58900196ELV	—	—
Smoky Gray	58900360EML	—	—



COLOR-MATCHED ROAD GLIDE® FAIRING SPOILER AND CHIN SPOILER

COLOR-MATCHED ROAD GLIDE® FAIRING SPOILER

Add a custom touch to your motorcycle with a Color-Matched Road Glide® Fairing Spoiler. Designed to replace the Original Equipment Road Glide Fairing Spoiler.

Fits '17-later FLTRX and FLTRXS models. Requires separate purchase of Chopped Engine Guard P/N 49000117A.

COLOR-MATCHED CHIN SPOILER

The Touring Chin Spoiler Kit gives a touch of factory color and style to the front of your Touring motorcycle. Kit includes all the required mounting hardware. Best of all, it's Genuine Harley-Davidson for the perfect fit and unmatched custom style.

Fits '17-later Road King®, Street Glide®, Road Glide® (except FLTRXSE models), and Electra Glide® Standard models.



ROAD GLIDE FAIRING SPOILER



	Road Glide® Fairing Spoiler	Chin Spoiler
Barracuda Silver	57001042EKR	57200261EKR
Barracuda Silver Denim	57001042ENR	57200261ENR
Billiard Blue	57001042EKP	—
Billiard Burgundy	—	57200261ENZ
Billiard Red	57001042ENX	57200261ENX
Billiard Teal	57001042ESK	57200261ESK
Black Denim	—	57200261BYM
Black Jack Metallic	—	57200261ESC
Blue Max	57001042ELE	—
Deadwood Green	—	57200261ESU
Gauntlet Gray Metallic	57001042ESH	57200261ESH
Gunship Gray	57001042EGZ	57200261EGZ
Industrial Gray	57001042EEZ	—
Industrial Gray Denim	57001042EFC	—
Midnight Blue	—	57200261EKA
Midnight Crimson	57001042ESN	57200261ESN
Mineral Green Denim	—	57200261EVI
Raw	57001234	—
Redline Red	57001042EUZ	57200261EUZ
Reef Blue	57001042EVA	57200261EVA
River Rock Gray	57001042ENT	—
River Rock Gray Denim	57001042ENV	57200261ENV
Scorched Orange	—	57200261ELG
Scorched Orange	57001042ELG	—
Silver Flux	57001042ELI	—
Silver Pine	—	57200261EOR
Snake Venom	57001042ETF	57200261ETF
Spruce	57001042EOG	—
Stiletto Red (CPP)	57001042EOW	57200261EOW
Stone Washed White Pearl	—	57200261EOB
Tahitian Teal (CPP)	57001042EOX	57200261EOX
Twisted Cherry	57001042EFH	—
Vivid Black	57001042DH	57200261DH
White Sand Pearl	57001042EVD	57200261EVD
Wicked Red	57001042EFF	—
Wicked Red Denim	57001042EKG	—
Zephyr Blue	57001042EPB	57200261EPB

COLOR-MATCHED CUSTOM STRETCHED SIDE COVERS AND VENTED FAIRING LOWERS

COLOR-MATCHED VENTED FAIRING LOWER KIT\*

These Fairing Lower Kits feature a venting system that allows you to adjust the amount of air that circulates across the engine. The ratcheting friction lock pivot allows you to easily set the position. NOTE: Fairing Lower Kits are painted in a single color and do not feature pinstriping.

Fits '14-later Air-Cooled Touring (except '18-later FLTRXSE models) and Trike models. Does not fit Twin-Cooled™ models or '18-later FLTRXSE. Freewheeler® models require separate purchase of Engine Guard P/N 49184-09A or 49050-09A and Bracket P/N 45700054. Does not fit with Mustache Engine Guards, Chopped Engine Guards or Knockout Wheel Kit P/N 43300494 or 43300496.



Vented Fairing Lower Kit

Solid Color	P/N
Primed/Paintable	57100258
Barracuda Silver	57100257EKR
Barracuda Silver Denim	57100257ENR
Billiard Blue	57100257EKP
Billiard Burgundy	57100257ENZ
Billiard Red	57100257ENX
Billiard Teal	57100257ESK
Black Jack Metallic	57100257ESC
Black Tempest	57100257EEV
Blue Max	57100257ELE
Bonneville Salt Denim	57100257EFW
Bonneville Salt Pearl	57100257EFU
Charcoal Denim	57100257DZN
Deadwood Green Denim	57100257ESW
Electric Blue	57100257EFM
Gauntlet Gray Metallic	57100257ESH
Gunship Gray	57100257EGZ
Hot Rod Red Flake	57100257ECN
Industrial Gray	57100257EEZ
Industrial Gray Denim	57100257EFC
Kinetic Green	57100257ELD
Laguna Orange	57100257ECL
Legend Blue	57100257EEN
Legend Blue Denim	57100257EEL
Midnight Blue	57100257EKA
Midnight Crimson	57100257ESN
Mineral Green Denim	57100257EVI
Olive Gold	57100257DZW
Performance Orange	57100257EOE
Redline Red	57100257EUZ
Reef Blue	57100257EVA
River Rock Gray	57100257ENT
River Rock Gray Denim	57100257ENV
Scorched Orange	57100257ELG
Silver Flux	57100257ELI
Snake Venom	57100257ETF
Spruce	57100257EOG
Stiletto Red (CPP)	57100257EOW
Stone Washed White Pearl	57100257EOB
Superior Blue	57100257DWC
Tahitian Teal (CPP)	57100257EOX
Twisted Cherry	57100257EFH
Velocity Red Sunglo	57100257DZT
Vivid Black	57100257DH
White Sand Pearl	57100257EVD
Wicked Red	57100257EFF
Wicked Red Denim	57100257EKG
Zephyr Blue (CPP)	57100257EPB

\*NOTE: This product is a Paint to Order accessory. Please allow for an average of 5 weeks' delivery for this item.



## COLOR-MATCHED STRETCHED SADDLEBAG BOTTOMS

### COLOR-MATCHED STRETCHED SADDLEBAG BOTTOMS\*

Add the long, low "slammed" look to your Touring bike without compromising the suspension travel and ride height. These Stretched Saddlebag Bottoms wrap around the exhaust to add visual length to the bike and hide the muffler bracket and hanger from view. Stretched Bottoms are predrilled to accept your existing saddlebag lids and latches. Simply attach the extended saddlebag bottom to your saddlebag lids with the included hardware and install on the bike like the original bags.

#### Available to fit:

Fits '14-later Touring models (except FLTRXSE) with Color-Matched Hard Saddlebags.

\*NOTE: This product is a Paint to Order accessory. Please allow for an average of 5 weeks' delivery for this item.



Solid Color	Inner/Outer Pinstripe	Stretched Saddlebag Bottoms
		Fits '14-later models
		P/N
Primed/Paintable	—	90201107
Barracuda Silver	—	90201078EKR
Black Denim	—	90201078BYM
Black Tempest	—	90201078EEV
Blue Max	—	90201953ELE
Hot Rod Red Flake (HCC)	—	90201078ECN
Industrial Gray	—	90201078EEZ
Industrial Gray Denim	—	90201078EFC
Kinetic Green	—	90201953ELD
Midnight Blue	—	90201078EKA
Spruce	—	90201078EOG
Stiletto Red	—	90202005EOW
Tahitian Teal	—	90202005EOX
Twisted Cherry	—	90201078EFH
Velocity Red Sunglo	—	90201078DZT
Vivid Black	—	90201078DH
Crushed Ice Pearl/Frosted Teal Pearl (FLHR)	Gray/Teal	90201093EAE
Legend Blue/Vivid Black	Blue/Medium Silver/Blue	90201093EEM
Velocity Red Sunglo (FLHXS/FLTRXS)	Medium Red	90201088EAM
Wicked Red	Twisted Cherry	90201093EGG
CVO™ Colors	Panel Inner/Outer Pinstripe	
Auburn Sunglo	Black Hole/Rich Bourbon	90201905EHT
Magnetic Gray	Red Pepper/Wineberry	90201905EHX
Magnetic Gray Fade	—	90201905EHZ

## BOOM!™ AUDIO SADDLEBAG SPEAKER LIDS & FAIRING LOWER SPEAKER HOUSINGS

### SADDLEBAG AND FAIRING LOWER SPEAKER HOUSINGS\*

Custom Color-Matched covers are shaped to accommodate Boom!™ Audio Saddlebag Lid and Fairing Lower Speakers. Speaker openings are formed to angle the speakers and direct the sound forward toward the rider and passenger. Installation reuses Original Equipment hinges, locks and mounting hardware.

### SADDLEBAG LID SPEAKERS – Available to fit:

Fits '14-later Touring (except Road King) models equipped Harley-Davidson® Audio powered by Rockford Fosgate® or Boom!® Audio Saddlebag Speakers.

### FAIRING LOWER SPEAKER BOXES – Available to fit:

Fits '14-later Touring (except Road King and CVO™) models equipped with vented fairing lowers and Boom! Audio Fairing Lower Speaker Kit P/N 76000487 or 76000353. Does not fit models with Twin-Cooled™ engines.

Solid Color	Boom! Saddlebag Lid–Left	Boom! Saddlebag Lid–Right	Boom! Fairing Lower Speaker Box
	Fits '14-later models	Fits '14-later models	Fits '14-later models
		P/N	P/N
Primed/Paintable	90201109	90201108	57100233
Barracuda Silver	90200827EKR	90200826EKR	76000497EKR
Barracuda Silver Denim	90200827ENR	90200826ENR	76000497ENR
Billiard Blue	90200827EKP	90200826EKP	76000497EKP
Billiard Burgundy	90200827ENZ	90200826ENZ	76000497ENZ
Billiard Red	90200827ENX	90200826ENX	76000497ENX
Billiard Teal	90200827ESK	90200826ESK	76000497ESK
Black Denim	90200827BYM	90200826BYM	76000497BYM
Black Jack Metallic	90200827ESC	90200826ESC	76000497ESC
Black Tempest	90200827EEV	90200826EEV	76000497EEV
Black with Royal Black	90200827ERG	90200826ERG	—
Blue Max	90200827ELE	90200826ELE	76000497ELE
Bonneville Salt Denim	90200827EFW	90200826EFW	76000497EFW
Bonneville Salt Pearl	90200827EFU	90200826EFU	76000497EFU
Bronze Armor	90200827ERI	90200826ERI	—
Charcoal Denim	90200827DZN	90200826DZN	—
Deadwood Green	90200827ESU	90200826ESU	76000497ESU
Deadwood Green Denim	—	—	76000497ESW
Electric Blue	90200827EFM	90200826EFM	76000497EFM
Gunship Gray	90200827EGZ	90200826EGZ	76000497EGZ
Gauntlet Gray Metallic	90200827ESH	90200826ESH	76000497ESH
Hot Rod Red Flake-Solid (HCC)	90200827ECN	90200826ECN	—
Industrial Gray	90200827EEZ	90200826EEZ	76000497EEZ
Industrial Gray Denim	90200827EFC	90200826EFC	76000497EFC
Kinetic Green	90200827ELD	90200826ELD	76000497ELD
Laguna Orange	90200827ECL	90200826ECL	—
Legend Blue Denim	90200827EEL	90200826EEL	—
Legend Blue	90200827EEN	90200826EEN	76000497EEN
Midnight Blue	90200827EKA	90200826EKA	76000497EKA
Midnight Crimson	90200827ESN	90200826ESN	76000497ESN
Mineral Green Metallic	90200827EVG	90200826EVG	—
Performance Orange	90200827EOE	90200826EOE	—
Redline Red	90200827EUZ	90200826EUZ	76000497EUZ
Reef Blue	90200827EVA	90200826EVA	76000497EVA
River Rock Gray	90200827ENT	90200826ENT	76000497ENT
River Rock Gray Denim	90200827ENV	90200826ENV	76000497ENV
Scorched Orange	90200827ELG	90200826ELG	76000497ELG
Silver Flux	90200827ELI	90200826ELI	76000497ELI
Silver Pine	90200827EOR	90200826EOR	—
Snake Venom	90200827ETF	90200826ETF	76000497ETF
Spruce	90200827EOG	90200826EOG	76000497EOG
Stiletto Red	90200827EOW	90200826EOW	76000497EOW
Stone Washed White Pearl	90200827EOB	90200826EOB	76000497EOB
Superior Blue	90200827DWC	90200826DWC	76000497DWC
Tahitian Teal	90200827EOX	90200826EOX	76000497EOX
Twisted Cherry	90200827EFH	90200826EFH	76000497EFH
Velocity Red Sunglo	90200827DZT	90200826DZT	—
Vivid Black	90200827DH	90200826DH	76000497DH
White Sand Pearl	90200827EVD	90200826EVD	76000497EVD
Wicked Red	90200827EFF	90200826EFF	76000497EFF
Wicked Red Denim	90200827EKG	90200826EKG	76000497EKG
Zephyr Blue	90200827EPB	90200826EPB	76000497EPB
CVO™ Primary Color			
Auburn Sunglo with Black Hole/Rich Bourbon	90201906EHT	90201907EHT	
Black Earth	90200827EGS	90200826EGS	
Charcoal Slate	90200827BYZ	90200826BYZ	
Dantes Black (CVO)	90200827EWC	90200826EWC	
Hightail Yellow Pearl (CVO)	90200827ETY	90200826ETY	
Magnetic Gray with Wineberry/Red Pepper	90201906EHX	90201907EHX	
Magnetic Gray	90200827EHU	90200826EHU	
Moonlight Blue	90200827EMA	90200826EMA	
Sand Dune	90200827ELV	90200826ELV	
Smoky Gray	90200827ELX	90200826ELX	
Wicked Orange Pearl (CVO)	90200827ETX	90200826ETX	

\*NOTE: This product is a Paint to Order accessory. Please allow for an average of 5 weeks' delivery for this item.



## COLOR-MATCHED INNER FAIRING KIT – BATWING

### COLOR-MATCHED INNER FAIRING KIT\*

Add a custom touch to your motorcycle with a Color-Matched Inner Fairing and Fairing Cap. Designed to replace the Original Equipment matte black inner fairing, the color-matched finish offers a brilliant contrast to the gauge faces and accessory chrome instrument bezels.

### COLOR-MATCHED BATWING INNER FAIRING – Available to fit:

Fits '14-later Electra Glide®, Street Glide® and Ultra Limited models with handlebar mounted mirrors. Kit includes inner fairing, fairing cap, and media door. Does not fit Tri Glide® models.

Fits '14-later Street Glide models with fairing mounted mirrors. Kit includes inner fairing, fairing cap, and media door. Does not fit Tri Glide models.

### COLOR-MATCHED TRIKE INNER FAIRING – Available to fit:

Fits '14-later Tri Glide models. Kit includes inner fairing, fairing cap, and media door.



\*NOTE: This product is a Paint to Order accessory. Please allow for an average of 5 weeks' delivery for this item.

Solid Color	Batwing Inner Fairing Fits '14-later Electra Glide® Street Glide® and Ultra Limited models with handlebar mounted mirrors	Batwing Inner Fairing Fits '14-later Street Glide models with fairing mounted mirrors	Batwing Inner Fairing Fits '14-later Tri Glide® models
	P/N	P/N	P/N
Barracuda Silver	57000387EKR	57000389EKR	—
Barracuda Silver Denim	57000387ENR	—	—
Billiard Blue	—	57000389EKP	—
Billiard Burgundy	—	57000389ENZ	—
Billiard Red	57000387ENX	57000389ENX	57000388ENX
Black Jack Metallic	57000387ESC	57000389ESC	—
Black Tempest	57000387EEV	—	57000388EEV
Blue Max	—	57000389ELE	—
Bonneville Salt Denim	—	57000389EFW	—
Deadwood Green	57000387ESU	57000389ESW	57000388ESU
Deadwood Green Denim	—	57000389ESW	—
Electric Blue	57000387EFM	57000389EFM	—
Gauntlet Gray Metallic	57000387ESH	57000389ESH	57000388ESH
Gunship Gray	57000387EGZ	57000389EGZ	—
Industrial Gray Denim	57000387EFC	—	—
Kinetic Green	—	57000389ELD	57000388ELD
Legend Blue	—	57000389EEN	57000388EEN
Legend Blue Denim	—	57000389EEL	—
Midnight Blue	57000387EKA	57000389EKA	57000388EKA
Midnight Crimson	57000387ESN	57000389ESN	—
Performance Orange	—	57000389EOE	—
Redline Red	57000387EUZ	57000389EUZ	—
River Rock Gray	—	57000389ENT	—
River Rock Gray Denim	57000387ENV	—	—
Scorched Orange	57000387ELG	57000389ELG	57000388ELG
Shattered Flake (HCC)	—	57000389EEO	—
Silver Flux	57000387ELI	57000389ELI	—
Silver Fortune	57000387EFP	57000389EFP	57000388EFP
Silver Pine	57000387EOR	—	—
Snake Venom	57000387ETF	57000389ETF	57000388ETF
Stiletto Red	57000387EOW	57000389EOW	—
Stone Washed White Pearl	—	57000389EOB	—
Spruce	—	—	57000388EOG
Superior Blue	57000387DWC	—	57000388DWC
Tahitian Teal	57000387EOX	57000389EOX	57000388EOX
Twisted Cherry	57000387EFH	57000389EFH	57000388EFH
Vivid Black	57000387DH	57000389DH	57000388DH
White Sand Pearl	57000387EVD	57000389EVD	—
Wicked Red	57000387EFF	57000389EFF	57000388EFF
Wicked Red Denim	—	57000389EKG	—
Zephyr Blue	57000387EPB	57000389EPB	57000388EPB

## COLOR-MATCHED INNER FAIRING KIT – ROAD GLIDE®

### COLOR-MATCHED INNER FAIRING KIT\*

Add a custom touch to your motorcycle with a Color-Matched Inner Fairing and Fairing Cap. Designed to replace the Original Equipment matte black inner fairing, the color-matched finish offers a brilliant contrast to the gauge faces and accessory chrome instrument bezels.

### COLOR-MATCHED ROAD GLIDE® INNER FAIRING – Available to fit:

Fits '15-later Road Glide® models. Kit includes Color-Matched instrument housing. Color-Matched Inner Fairing Air Duct sold separately.

### COLOR-MATCHED ROAD GLIDE AIR DUCT – Available to fit:

Fits '15-later Road Glide models. Color-Matched Inner Fairing sold separately. Kit includes air duct baffle and actuator assembly.



\*NOTE: This product is a Paint to Order accessory. Please allow for an average of 5 weeks' delivery for this item.

Solid Color	Road Glide Inner Fairing Fits '15-later models	Road Glide Fairing Air Duct Fits '15-later models
	P/N	P/N
Barracuda Silver	57000482EKR	29200102EKR
Barracuda Silver Denim	57000482ENR	29200102ENR
Billiard Blue	57000482EKP	29200102EKP
Billiard Red	57000482ENX	29200102ENX
Billiard Teal	57000482ESK	29200102ESK
Blue Max	57000482ELE	29200102ELE
Bonneville Salt Pearl	57000482EFU	29200102EFU
Electric Blue	57000482EFM	29200102EFM
Gunship Gray	57000482EGZ	29200102EGZ
Gauntlet Gray Metallic	57000482ESH	29200102ESH
Midnight Blue	57000482EKA	29200102EKA
Midnight Crimson	57000482ESN	29200102ESN
Mineral Green Metallic	57000482EVG	29200102EVG
Redline Red	57000482EUZ	29200102EUZ
Reef Blue	57000482EVA	29200102EVA
River Rock Gray	57000482ENT	29200102ENT
River Rock Gray Denim	57000482ENV	29200102ENV
Scorched Orange	57000482ELG	29200102ELG
Silver Fortune	57000482EFP	29200102EFP
Silver Pine	57000482EOR	29200102EOR
Snake Venom	57000482ETF	29200102ETF
Spruce	57000482EOG	29200102EOG
Stiletto Red	57000482EOW	29200102EOW
Tahitian Teal	57000482EOX	29200102EOX
Twisted Cherry	57000482EFH	29200102EFH
Vivid Black	57000482DH	29200102DH
White Sand Pearl	57000482EVD	29200102EVD
Wicked Red	57000482EFF	29200102EFF
Wicked Red Denim	57000482EKG	29200102EKG
Zephyr Blue	57000482EPB	29200102EPB



# 688 COLOR SHOP

Color-Matched Accessories

# COLOR SHOP 689

Color-Matched Accessories

## KING TOUR-PAK® LUGGAGE – '14-LATER MODELS



**Available to fit:**  
Fits '14-later Road King®, Road Glide®, Street Glide®, Electra Glide Standard, and select CVO™ models. Separate purchase of H-D® Detachables™ Two-Up or Solo Tour-Pak® Mounting Rack and applicable Docking Hardware is required. Separate purchase of Tour-Pak Lock Kit P/N 90300030 is required.

## CHOPPED TOUR-PAK LUGGAGE – '14-LATER MODELS



**Available to fit:**  
Fits '14-later Road King, Road Glide, Street Glide, Electra Glide Standard, and select CVO models. Does not fit FLRT models. Separate purchase of H-D Detachables Two-Up or Solo Tour-Pak Mounting Rack and applicable Docking Hardware is required. Separate purchase of Tour-Pak Lock Kit P/N 90300030 is required.

Solid Color	King Tour-Pak® Luggage	Chopped Tour-Pak Luggage
	P/N	P/N
Primed/Paintable	53000404	53000405
Barracuda Silver	53000399EKR	53000402EKR
Barracuda Silver (Black Hardware)	53000775EKR	53000776EKR
Barracuda Silver Denim (Black Hardware)	53000775ENR	53000776ENR
Billiard Blue	53000399EKP	53000402EKP
Billiard Burgundy (Black Hardware)	53000775ENZ	53000776ENZ
Billiard Red (Black Hardware)	53000775ENX	53000776ENX
Billiard Red (Chrome Hardware)	53000399ENX	53000402ENX
Billiard Teal (Chrome Hardware)	53000399ESK	53000402ESK
Black Denim	53000399BYM	53000402BYM
Black Jack Metallic (Black Hardware only)	53000775ESC	53000776ESC
Black Tempest	53000399EEV	53000402EEV
Blue Max	53000736ELE	53000731ELE
Bonneville Salt Denim	53000399EFW	53000402EFW
Bonneville Salt Pearl	53000399EFU	53000402EFU
Chameleon Flake (HCC)	53000399EEP	53000402EEP
Charcoal Denim	53000399DZN	—
Crushed Ice Pearl	53000399DZS	—
Deadwood Green (Black Hardware)	53000775ESU	53000776ESU
Deadwood Green Denim (Chrome Hardware)	53000775ESW	53000776ESW
Electric Blue	53000399EFM	53000402EFM
Gauntlet Gray Metallic (Black Hardware)	53000775ESH	53000776ESH
Gauntlet Gray Metallic (Chrome Hardware)	53000399ESH	53000402ESH
Gunship Gray (Black Hardware)	53000775EGZ	53000776EGZ
Gunship Gray (Chrome Hardware)	53000399EGZ	53000402EGZ
Hot Rod Red Flake-Flame (HCC)	53000521ECN	53000527ECN
Hot Rod Red Flake-Solid (HCC)	53000399ECN	53000402ECN
Industrial Gray	53000399EEZ	53000402EEZ
Industrial Gray Denim	53000399EFC	53000402EFC
Kinetic Green	53000736ELD	53000731ELD
Laguna Orange	53000574ECL	53000577ECL
Legend Blue Denim	53000399EEL	53000402EEL
Midnight Blue	53000399EKA	53000402EKA
Midnight Crimson (Black Hardware)	53000775ESN	53000776ESN
Midnight Crimson (Chrome Hardware)	53000399ESN	53000402ESN
Mineral Green Denim (Black Hardware)	53000775EVI	53000776EVI
Olive Gold	53000399DZW	53000402DZW
Redline Red (Black Hardware)	53000775EUZ	53000776EUZ
Reef Blue (Chrome Hardware)	53000399EVA	53000402EVA
River Rock Gray (Chrome Hardware)	53000399ENT	53000402ENT
Snake Venom (Black Hardware)	53000775ETF	53000776ETF
Snake Venom (Chrome Hardware)	53000399ETF	53000402ETF
White Sand Pearl (Black Hardware)	53000775EVD	53000776EVD
White Sand Pearl (Chrome Hardware)	53000399EVD	53000402EVD

NOTE: Color-Matched Tour-Paks do not include backrest pads.

## KING TOUR-PAK® & CHOPPED TOUR-PAK LUGGAGE (continued)

Solid Color	King Tour-Pak® Luggage	Chopped Tour-Pak Luggage
	P/N	P/N
Performance Orange (Black Hardware)	53000775EOE	53000776EOE
Redline Red (Black Hardware)	53000775EUZ	53000776EUZ
Reef Blue (Chrome Hardware)	53000399EVA	53000402EVA
River Rock Gray (Black Hardware)	53000775ENT	53000776ENT
River Rock Gray (Chrome Hardware)	53000399ENT	53000402ENT
River Rock Gray Denim (Black Hardware)	53000775ENV	53000776ENV
River Rock Gray Denim (Chrome Hardware)	53000399ENV	53000402ENV
Silver Fortune	53000399EFP	53000402EFP
Snake Venom (Black Hardware)	53000775ETF	53000776ETF
Snake Venom (Chrome Hardware)	53000399ETF	53000402ETF
Spruce (Chrome Hardware)	53000399EOG	53000402EOG
Stiletto Red (Chrome Hardware)	53000779EOW	53000780EOW
Stone Washed White Pearl (Black Hardware)	53000775EOB	53000776EOB
Stone Washed White Pearl (Chrome Hardware)	53000399EOB	53000402EOB
Sumatra Brown	53000399EFD	53000402EFD
Superior Blue	53000399DWC	53000402DWC
Tahitian Teal (Chrome Hardware)	53000779EOX	53000780EOX
Twisted Cherry	53000399EFH	53000402EFH
Velocity Red Sunglo	53000399DZT	53000402DZT
Vivid Black	53000399DH	53000402DH
Vivid Black (Black Hardware)	53000775DH	53000776DH
White Sand Pearl (Black Hardware)	53000775EVD	53000776EVD
White Sand Pearl (Chrome Hardware)	53000399EVD	53000402EVD
Wicked Red	53000399EFF	53000402EFF
Wicked Red Denim	53000399EKG	53000402EKG

Two Tone Solid Color/Panel	Inner/Outer Pinstripe	King Tour-Pak® Luggage	Chopped Tour-Pak Luggage
		P/N	P/N
Billiard Red/ Vivid Black (Black Hardware)		53000866EOU	53000867EOU
Billiard Red/Vivid Black (Chrome Hardware)		53000901EOU	53000900EOU
Electric Blue/Silver Fortune	Blue/Warm Silver	53000377EGA	53000375EGA
Gauntlet Gray Metallic / Vivid Black (Black Hardware)		53000866ESZ	53000867ESZ
Gauntlet Gray Metallic / Vivid Black (Chrome Hardware)		53000901ESZ	53000900ESZ
Legend Blue/Vivid Black	Blue/Medium Silver/Blue	53000643EEM	53000646EEM
Midnight Crimson/Vivid Black (Black Hardware)		53000866EVO	53000867EVO
Midnight Crimson/Vivid Black (Chrome Hardware)		53000901EVO	53000900EVO
Reef Blue/Vivid Black (Black Hardware)		53000866EVR	53000867EVR
Reef Blue/Vivid Black (Chrome Hardware)		53000901EVR	53000900EVR
Scorched Orange/Black Denim	Black	53000662ELF	53000660ELF
Scorched Orange/Silver Flux (Black Hardware)	Black	53000777EOY	53000778EOY
Silver Flux/Black Fuse	Black	53000662ELH	53000660ELH
Silver Pine/Spruce (Chrome Hardware)	Black/Sage Green	53000377EOO	53000375EOO
Wicked Red/Twisted Cherry	Brick Red/Tomato Red	53000377EGG	53000375EGG
Zephyr Blue/Black Sunglo (Black Hardware)	Light Cobalt	53000777EPA	53000778EPA

## KING TOUR-PAK® LUGGAGE – '07-'13 MODELS



**Available to fit:**  
Fits '09-'13 Electra Glide® Standard, Road King®, Road Glide®, Street Glide®, Street Glide Trike and select CVO™ models. Separate purchase of detachable Two-Up or Solo Tour-Pak® Mounting Rack and applicable Docking Hardware is required. Separate purchase of Tour-Pak Lock Kit P/N 53194-07 is required. FLHXX models require addition of Tour-Pak Installation Kit P/N 54144-10 and Spacer Kit P/N 83294-10.

**53963-10DH** Vivid Black.

Fits '06-'08 Electra Glide Standard, Road King, Road Glide and Street Glide models. Separate purchase of detachable Two-Up or Solo Tour-Pak Mounting Rack and applicable Docking Hardware is required. Separate purchase of Tour-Pak Lock Kit P/N 53194-07 is required.

**53270-06DH** Vivid Black.

NOTE: Color-Matched Tour-Paks do not include backrest pads.



# 690 COLOR SHOP

Color-Matched Accessories

## CVO™ KING & CHOPPED TOUR-PAK® LUGGAGE

### KING TOUR-PAK®

Available to fit:  
Fits '14-later Road King®, Road Glide®, Street Glide®, Electra Glide Standard, and select CVO™ models. Separate purchase of H-D® Detachables™ Two-Up or Solo Tour-Pak® Mounting Rack and applicable Docking Hardware is required. Separate purchase of Tour-Pak Lock Kit P/N 90300030 is required.

### CHOPPED TOUR-PAK

Available to fit:  
Fits '14-later Road King, Road Glide, Street Glide, Electra Glide Standard, and select CVO models. Does not fit FLRT models. Separate purchase of H-D Detachables Two-Up or Solo Tour-Pak Mounting Rack and applicable Docking Hardware is required. Separate purchase of Tour-Pak Lock Kit P/N 90300030 is required.

CVO Primary Color	King Tour-Pak® Luggage P/N	Chopped Tour-Pak Luggage P/N
Black Earth with Vivid Black	53000654EHA	53000651EHA
Black Forest	53000652EJD	53000649EJD
Black Forest with Wineberry	53000654EJC	53000651EJC
Black Hole with Graphics (Road Glide)	53000833ERS	53000830ERS
Black Stardust	53000833ELZ	53000830ELZ
Blue Steel	53000955EUI	53000946EUI
Bronze Armor with Graphics (Road Glide/Street Glide)	53000833ERT	53000830ERT
Candy Cobalt with Indigo Ink	92200074EDF	92200073EDF
Charred Steel with Lightning Silver	53000663EJB	53000651EJB
Dark Alloy with Black Denim	53000653EGW	53000650EGW
Dark Slate Candy with Arctic Black	92200074EDN	92200073EDN
Envious Fade	53000960EUL	53000963EUL
Great White Pearl & Black Hole with Wicked Red (Street Glide)	53000653ERP	53000650ERP
Gunship Gray	53000652EGZ	53000649EGZ
Hightail Yellow Pearl	53000653EUF	53000835EUF
Lightning Silver and Charcoal Steel with Black Hole	53000700EJE	53000699EJE
Mako Shark	53000652EJH	53000649EJH
Orange Lava with Black Denim	53000662EGY	53000660EGY
Orange Lava with Dark Alloy	53000663EHB	53000661EHB
Red Pepper and Magnetic Gray with Black Hole	53000716EJF	53000699EJF
Sand Dune	53000833ELV	53000830ELV
Smoky Gray & Black Hole	53000836EML	53000835EML
Sunset Orange Fade & Sunset Black with Lightning Silver (Road Glide/Street Glide)	53000836ERL	53000835ERL
Wicked Orange Pearl	53000653EUD	53000835EUD



'22 CVO BLUE STEEL KING TOUR-PAK



'22 CVO WICKED ORANGE PEARL KING TOUR-PAK



'22 CVO HIGHTAIL YELLOW PEARL KING TOUR-PAK



'22 CVO BLUE STEEL CHOPPED TOUR-PAK



'22 CVO WICKED ORANGE PEARL CHOPPED TOUR-PAK



'22 CVO HIGHTAIL YELLOW PEARL CHOPPED TOUR-PAK

# COLOR SHOP 691

Color-Matched Accessories

### A. SOFTAIL® QUARTER FAIRING

This street performance-inspired Quarter Fairing is designed to reduce drag while providing a sleek, custom look. With a Dark Smoke windscreens featuring a Harley-Davidson script on the lower leading edge, it provides the wind protection you need to go all day while looking sinister in the process.

Fits '18-later FXBB and FXLR, '20-later FXLRS, FXST and '21-later FXBBS models. Requires separate purchase of model specific Fairing Bracket Kit. FXBB models require separate purchase of Turn Signal Brackets P/N 12700164 and 67800630 and Hardware P/Ns 67015-02 (qty 2), 7155 (qty 1) and 7331 (qty 1). Does not fit FXBB or FXLR models equipped with Moto Bar P/Ns 55800856 or 55800858 when using Original Equipment handlebar risers. FXLR models equipped with Moto Bar P/Ns 55800856 or 55800858 and Tall Risers P/N 55800852 or 55800854 require separate purchase of Turn Signal Brackets P/N 12700164 and 67800630.

57001627	Raw.
57001615DH	Vivid Black.
57001615EKP	Billiard Blue.
57001615EKR	Barracuda Silver.
57001615ENR	Barracuda Silver Denim.
57001615EVC	Fastback Blue.
57001615EGZ	Gunship Gray.
57001615EUZ	Redline Red.
57001615ENT	River Rock Gray.
57001615ENX	Billiard Red.
57001615EOB	Stone Washed White Pearl.
57001615EOG	Spruce.

### B. SOFTAIL QUARTER FAIRING BRACKET KIT

This matte black bracket kit is required for mounting the Quarter Fairing to your motorcycle.

57001249  
Fits '18-later FXBB, FXLR and FXST. FXBB and FXST installation requires separate purchase of Turn Signal Brackets P/Ns, 12700164 and 67800630 and Hardware P/Ns 67015-02 (qty 2), 7155 (qty 1) and 7331 (qty 1). FXLR models with Tall Risers/Moto Bars require separate purchase of Turn Signal Brackets P/Ns 12700164 and 67800630 and Hardware P/N 67015-02 (qty 2).

57001250  
Fits '20-later FXLRS models. Does not fit FXLRS models with Tall Risers and Moto Bars. Also compatible with 5.75" Headlight Bucket P/N 67700380, Trim Ring, Screw and Lock Nut P/N 67700375, 3383 and 7606.



A. SOFTAIL QUARTER FAIRING



B. SOFTAIL QUARTER FAIRING BRACKET KITS



# 692 COLOR SHOP

Café Custom Accessories

## A. COLOR-MATCHED CAFÉ CUSTOM TAIL SECTION

Create your own link to the Sportster®-based racing and performance bikes of the '60s and '70s. This fast-back solo seat and tail section mirrors the look and feel of the iconic 1977-78 Harley-Davidson® XLCR Café Racer model, and re-imagines the style for the modern era. Ideal for use with Clip-On or Sportster Clubman Handlebars and mid- or rear-set foot controls, this seat provides the perfect lay-down aggressive riding posture for splitting lanes or carving corners. The seat's upturned tail and longer nose positions the solo rider closer to the tank for better weight balance, quicker steering and added front-end feedback. The Tail Section is a true bolt-on design that wraps the fender struts, so unlike other café bike kits, there is no cutting, welding or frame modification required. Installation is reversible—you can return easily your bike to the stock look. The complete kit features a sweeping composite tail section with a steel inner support, a deep solo bucket seat with backstop pad and all necessary installation hardware.

Fits '10-later XL883N, XL1200CX, XL1200N, XL1200NS, XL1200V, XL1200X and XL1200XS models. Separate purchase of License Plate Bracket Kit P/N 67900360 for Canada models or P/N 67900359 for HDI models is required.

- 59500560ELE** Blue Max.
- 59500786ELF** Scorched Orange/Black Denim.
- 59500786ELH** Silver Flux/Black Fuse.
- 59500560EOB** Stone Washed White Pearl.
- 59500560EFF** Wicked Red.
- 59500560EKG** Wicked Red Denim.

## B. LICENSE PLATE BRACKET KIT

Required for installation of Café Custom Tail Section P/N 59500644 or 59500560DH on models in specific international markets.

Fits '07-later XL883N, XL1200CX, XL1200N, XL1200NS, XL1200V, XL1200X and XL1200XS models equipped with Café Custom Tail Section.

- 67900360** Canada Models.
- 67900359** HDI Models.



A. COLOR-MATCHED CAFÉ CUSTOM TAIL SECTION (WICKED RED SHOWN)



A. CAFÉ CUSTOM TAIL SECTION – UNPAINTED



A. CAFÉ CUSTOM TAIL SECTION – COLOR-MATCHED



B. LICENSE PLATE BRACKET KIT CANADA MODELS



B. LICENSE PLATE BRACKET KIT HDI MODELS

# COLOR SHOP 693

Paints

## C. PAINTS

Touch-up paint is available in handy 1/2-oz. applicator bottles for all late model Harley-Davidson® motorcycles including CVO™ models. Aerosol and quart containers are also available. See your Authorized Harley-Davidson Dealer for a complete listing of paint.

NOTE: Quart containers of Harley-Davidson Acrylic Urethane paint and urethane activator material are designed for application only by professional, trained personnel using proper equipment under controlled conditions, and they are not intended for sale to the general public.

### Black Texture

For use with '95-later Engine and Transmission.

- 98605BF** Touch-Up Pen.
- 98600BF** Touch-Up Bottle.
- 98606BF** Aerosol.

### Silver Bead Blast

For use with '98-later Engine and Transmission.

- 98600BY** Touch-Up Bottle.
- 98606BY** Aerosol.

### Clear Coat

Used to fill in clear coating over chips and surface scratches.

- 98600EK** Touch-Up Bottle.
- 98606EK** Aerosol.
- 98628EK** Quart. Two-Part Urethane.
- 99825-02** Urethane Activator.

### Black Leather Touch-Up Pens

A convenient way to fix scratches, scuffed and worn pouches, saddlebags, seats and other leather products. Just touch-up the damaged area, wipe off excess, let dry and then buff with a soft cloth to blend color.

### 98605AX

### Black Frame Paint Touch-up Pen

Dispensed from an easy-to-use paint pen, this paint is an easy way to touch-up minor nicks and scratches.

### 93936



C. PAINTS



# 694 COLOR SHOP

Medallions & Decals

## A. FUEL TANK NAMEPLATE AND ADAPTER KITS

For those of you with nostalgia in mind, our popular fuel tank trims fit a wide selection of early models. In addition, we now offer adapter kits for later models. The adapter kits come with all necessary hardware for installation of fuel tank trim on later models. Adapter Kit Brackets are self-adhesive to accommodate most universal applications. Due to fuel tank shape variability, test fit relevant adapter plate to desired fuel tank to ensure full surface contact before adhering to tank. All trim and adapter kits are sold in pairs.

**1. 61769-47T** Fits all '47-'50 models.

**Adapter Kit for P/N 61769-47T**

**61783-92T**

Fits '84-'17 Fat Bob® fuel tanks (except '08-later Touring and Trike models).

**2. 61776-61T** Fits '61-'62 FL models.

**Adapter Kit for P/N 61776-61T**

**61740-90T**

Fits Fat Bob fuel tanks (except '08-later Touring and Trike models).

**3. 61775-59T** Fits '59-'60 FL models.

**Adapter Kit for P/N 61775-59T**

**61742-92T**

Fits '84-'17 Fat Bob® fuel tanks (except '08-later Touring and Trike models).

**4. 61769-40T** Fits '36-'46 Big Twin models.

**Adapter Kit for P/N 61769-40T**

**61785-92T**

Fits '84-'17 Fat Bob® fuel tanks (except '08-later Touring and Trike models).

**5. 61774-51T**

Fits '51-'54 Big Twin and '52-'54 K models.

**Adapter Kit for P/N 61774-51T**

**61784-92T**

Fits '84-'17 Fat Bob® fuel tanks (except '08-later Touring and Trike models).

**6. 61777-63T** Fits '63-'65 FL and XL models.

**Adapter Kit for P/N 61777-63T**

**61782-91T**

Fits '84-'17 Fat Bob® fuel tanks (except '08-later Touring and Trike models).

**7. 61771-66TB**

Fits '66-'71 FL, XL and '71 FX models.

**Adapter Kit for P/N 61771-66TB**

**61741-93T**

Fits '84-'17 Fat Bob® fuel tanks (except '08-later Touring and Trike models).


**8. 61814-55T** Chrome.

Fits '55-'56 FL models.

**Adapter Kit for P/N 61814-55T**

**61840-94T**

Fits Fat Bob fuel tanks (except '08-later Touring and Trike models).



A. FUEL TANK NAMEPLATE AND ADAPTER KITS



C. DECORATIVE MEDALLIONS



D. SELF-ADHESIVE MEDALLIONS AND SISSY BAR UPRIGHT INSERTS



E. LIVE TO RIDE LOGO MEDALLIONS – CHROME AND GOLD



F. METAL ADHESIVE-BACKED LOGO



G. RIDE FREE MEDALLION – LARGE



G. RIDE FREE MEDALLION – SMALL

# COLOR SHOP 695

Medallions & Decals

## C. DECORATIVE MEDALLIONS

Display a touch of attitude. Ideal for use on plate-style sissy bar uprights and battery covers, the adhesive backing on these high-quality cast medallions allows easy installation on most flat surfaces. The medallions are available in black accented chrome or antique nickel finishes. The Oval Bar & Shield logo and the Bar & Shield with Wings medallions look great with Chrome Backrest Mount P/N 52527-01 and 52531-01.

**1. Skull – Chrome**

**91718-02** 3-5/8" x 3".

**2. Skull with Wings – Chrome**

**91723-02** 5" x 1-1/2".

**3. Bar & Shield Logo with Wings – Chrome**

**91745-02** 4" x 1-1/2".

## D. SELF-ADHESIVE MEDALLIONS AND SISSY BAR UPRIGHT INSERTS

Works great on derby covers, timer covers, medallion plate-style sissy bar uprights and chrome battery covers.

**Made In U.S.A. Eagle**

**1. 99000-77** Large Medallion.

**Bar & Shield Logo**

**2. 91815-85** Large Medallion.

**Eagle with Bar & Shield Logo**

**3. 91811-85** Large Medallion.

## E. LIVE TO RIDE LOGO MEDALLIONS

These self-adhesive medallions are made of durable ABS plastic, and look great on sissy bars, battery covers, Tour-Pak® luggage carriers, saddlebags, etc.

**99027-90T** 3.5" – Gold.

## F. METAL ADHESIVE-BACKED LOGO

All you do is choose the style you like, select a Timer or Derby Cover and affix the medallion to the cover. Works great on medallion, plate-style sissy bar uprights and chrome battery covers.

**99352-82Z** Bar & Shield Logo. Universal.

## G. RIDE FREE™ COLLECTION MEDALLION

This collection celebrates our liberty to enjoy the freedom of the open road, and calls us all to explore, discover and unite with our love of motorcycling. Inspired by Willie G. Davidson's famous phrase, this collection continues in this tradition. These self-adhesive medallions make it easy to add some finishing touches to your motorcycle. Celebrating the freedom of the open road, the easy-to-apply medallions are drenched in wrinkle black and accented by brilliant chrome for a modern twist on classic style.

Universal Fitment.

**14101218** Large.

**14101219** Small.



## GARAGE

The exceptional deserves to be treated exceptionally. Show your ride some TLC with cleaning and service supplies created by the only people who know and love your motorcycle as much as you — the experts at Harley-Davidson.





## BODYGUARD IN A BOTTLE

Oil is the lifeblood of your engine. It not only lubricates the moving parts, but also cools, cleans and flushes away all the byproducts of combustion. It lives in an environment filled with heat, friction and toxins that are determined to break it down and shorten its useful life. And it keeps the heart of your motorcycle beating at idle or at full throttle. Harley-Davidson's complete line of lubricants are formulated specifically to keep your motorcycle running strong, mile after mile.



### ENGINE OIL FAQ

#### What's in a bottle of oil?

- The Base Stock makes up 75-80% of a bottle of oil. Generally, if it comes from the ground, it is a Mineral Oil. And if it is made in a lab or a reactor, it is Synthetic Oil.
- The Additive Pack makes up the remaining 20-25%. These are the ingredients that make oil smarter and tailored to its application. The additives include:
  - Viscosity Modifiers – lets oil flow like 20 weight oil at start-up and 50 weight oil at operating temperatures
  - Detergents – cleans inside your engine
  - Dispersants – suspends contaminants in the oil so they can be carried to the filter
  - Buffers – neutralizes acids that form in your engine
  - Anti-oxidants – prevents sludge and oil thickening oxidation
  - Corrosion inhibitors – protects internal components from corroding
  - Anti-wear additives – provides protection against internal wear

#### How often should I change my motorcycle engine oil?

You should change your motorcycle engine oil and engine oil filter at the first 1,000-mile service interval and at every 5,000-mile service interval thereafter. If you ride your motorcycle hard, under dusty conditions or in cold weather, the engine oil and filter should be changed more often. You should always change your engine oil and filter prior to winter storage (or any extended storage) so that your engine oil is clean and free of contaminants during this time period.

#### What viscosity grade should I use in my Harley Motorcycle?

The recommended viscosity grade for all temperature conditions is SAE 20W50 Harley-Davidson® Motor Oil. The SAE 50 H-D® Motorcycle Oil is satisfactory in ambient temperatures of 60-80°F, and the SAE 60 H-D Motorcycle Oil in ambient temperatures above 80°F. SAE 20W50 covers the broadest range of operating temperatures.

#### What's the difference between synthetic and petroleum-based lubricants?

Group I, II and III petroleum-based lubricants are derived from oil pumped from the ground. Group IV and V synthetic lubricants are chemically produced in a lab. Petroleum-based lubricants inherit physical components (including contaminants) of the source crude oil in the refining process, while synthetic lubricants are custom-formulated to have desired properties for specific purposes, meaning that engineers have complete control of the lubricant from start to finish – at the molecular level.

#### What's better in my bike – Petroleum or Synthetic?

Petroleum lubricants have been around for a long time, and are effective at lubricating in most conditions, but mineral oil can't compete with the purity of synthetic lubricants – especially in extreme conditions. Synthetic oil does a better job reducing wear and resisting breakdown under a wider range of operating temperatures.

#### What does SYN3® full Synthetic Motorcycle Lubricant do for my drivetrain?

SYN3® Full Synthetic Motorcycle Lubricant offers all the benefits of Genuine Harley-Davidson 360 Motorcycle Oil, and:

- Offers superior wear protection at higher temperatures
- Keeps engines, transmissions and primary chaincases cleaner
- Meets the anti-wear lubricity requirements of all transmission gears
- Lubricates all primary chaincase components
- Delivers smooth, sure clutch operation
- Provides long-term protection of all internal components
- Improves seal and gasket performance
- Offers superior performance in high-output engines

#### What makes Harley SYN3 better than other Synthetics for my Harley?

- SYN3 is pure, genuine, full synthetic lubricant.
- SYN3 base stocks are synthesized materials – including Poly Alfa Olefin (PAO) and Esther, which are the most pure, highest quality synthetic base stocks available
- SYN3 has the smartest, most robust additive package developed specifically to provide maximum performance and protection in H-D powertrains

#### Beware, not all synthetics are created equal.

- Due to a legal loophole, other brands are selling "Highly Refined Group III" mineral oil as synthetic oil
  - Head to head, SYN3 outperforms these oils
- SYN3 is a product you can trust, from a brand you can trust. Oil is the lifeblood to your Harley-Davidson; don't take chances with anything else.

#### Why should I use H-D® oil in my Harley?

- No one tests as much as we do – we test on the road, on dynos and in the laboratory
  - We accumulate millions of testing miles on our engines and drive trains, using only H-D Oil
  - We test in the harshest environments – testing is performed in the extreme heat of the desert
  - We test under the most rigorous duty cycles – accelerated durability testing helps explore the limits of our designs, in less time. This is a worst case scenario for oil
  - We run thousands of hours on dynos
  - We test in the laboratory – sampling and analyzing oil to determine its life and effectiveness during use
- H-D's additive package is the best available, it's the most robust, it was created exclusively for H-D powertrains and we are the only ones who have it.

#### A. SCREAMIN' EAGLE® SYN3® FULL SYNTHETIC MOTORCYCLE LUBRICANT

TESTED-CERTIFIED for use in Harley-Davidson® engine, primary chaincase and transmission applications, Screamin' Eagle® SYN3® Full Synthetic Lubricant makes changing and topping off fluids a simple, one-product process. Developed with a proprietary three synthetic basestock formula, Screamin' Eagle SYN3 Lubricant is formulated to provide for long-term protection and engine cleanliness requirements, and to provide superior high-temperature protection for high-output engines. SYN3 Lubricant is formulated to maintain the coefficient of friction for proper clutch operation and to provide the proper lubrication to the primary chain drive. In addition, SYN3 Lubricant is designed to provide the correct lubricity for the anti-wear requirements of transmission gears and for improved seal protection. This formula is approved by Harley-Davidson for use in all stages of engine life and is not detrimental to the break-in stage of engines.

Formulated for use in Harley-Davidson® Engines, Transmissions and the following Primary Chaincase applications: '71-later XL, '83-'84 XR1000, '08-'13 XR, and '84-later FX, FXR, Dyna®, Softail®, Revolution Max, Touring and Trike models.

United States

**62600005** SAE 20W50 – 1 Quart.

**62600031A** SAE 20W50 – 1 Gallon.

Canada

**62600011** SAE 20W50 – 1 Liter.

**62600030** SAE 20W50 – 4 Liter.

Europe/Latin America

**62600015** SAE 20W50 – 1 Liter.

Asia/Pacific

**62600021** SAE 20W50 – 1 Quart.

**62600059** SAE 20W50 – 1 Gallon.



A. SCREAMIN' EAGLE SYN3 FULL SYNTHETIC MOTORCYCLE LUBRICANT

#### B. H-D GENUINE SYN BLEND MOTORCYCLE OIL

Genuine SYN Blend Motorcycle Oil is a formulation engineered by Harley-Davidson® and factory tested for optimal performance. This oil blends premium base stocks with premium Harley-Davidson® proprietary additives for: Optimized durability. Minimal friction loss. Wide ambient operating temperature. Superior durability for engine components over a wide operating range and temperature. Supports tighter engine tolerances in colder temperatures. Formulated for optimal clutch, engine, and transmission performance. Facilitates long life of emission components, including exhaust catalysts.

Fits '21-later Revolution Max models

**62600099** Quart, US.

**62600102** Quart, Asia Pacific.

**62600101** Litre, Europe/South America.

**62600100** Litre, Canada.



B. H-D SYN BLEND



# 700 GARAGE

Oil & Lube

## A. GENUINE HARLEY-DAVIDSON® H-D® 360 MOTORCYCLE OIL

Genuine Harley-Davidson® H-D® 360 Motorcycle Oil is developed and tested for use in Harley-Davidson motorcycles. Our unique additive package helps prevent engine wear and helps keep your engine cooler, cleaner and free of sludge, varnish and corrosion.

Harley-Davidson air-cooled V-Twin motorcycles operate at higher temperatures than water-cooled engines, thus a specific high temperature additive package is necessary to protect the engine. Be assured, H-D 360 Oil can be trusted in a Harley-Davidson engine.

Available in SAE 20W50, SAE 50, and SAE 60. Refer to your Harley-Davidson owner's manual for the proper SAE grade recommendation based on the climate and temperature range you ride in.

United States

<b>62600007</b>	SAE 20W50 – 1 Quart.
<b>62600038A</b>	SAE 20W50 – 1 Gallon.
<b>62600008</b>	SAE 50 – 1 Quart.
<b>62600009</b>	SAE 60 – 1 Quart.

Canada

<b>62600013</b>	SAE 20W50 – 1 Liter.
<b>62600041</b>	SAE 20W50 – 4 Liter.
<b>62600014</b>	SAE 50 – 1 Liter.

Europe/Latin America

<b>62600017</b>	SAE 20W50 – 1 Liter.
<b>62600042</b>	SAE 20W50 – 4 Liter.
<b>62600018</b>	SAE 50 – 1 Liter.

Asia/Pacific

<b>62600023</b>	SAE 20W50 – 1 Quart.
<b>62600043A</b>	SAE 20W50 – 1 Gallon.
<b>62600024</b>	SAE 50 – 1 Quart.
<b>62600060</b>	SAE 60 – 1 Quart.



A. GENUINE HARLEY-DAVIDSON H-D 360 MOTORCYCLE OIL

## B. OIL CHANGE KITS

Everything you need for a complete engine oil and filter change. Select Harley-Davidson® approved Screamin' Eagle® SYN3® Synthetic Lubricant or genuine H-D® 360 motorcycle oil, and choose a black or chrome SuperPremium 5-micron oil filter. Package includes Oil, Oil Filter and replacement O-Ring.

### SYN3 – SAE 20W50

Fits '99-later Twin Cam and Sportster® Evolution® models (except '08-'13 XR) and can be used as an upgrade for any models that requires Oil Filter P/N 63796-77A, 63805-80A, 63812-90 or 63813-90.

<b>62600082</b>	4 Quarts + Chrome Oil Filter.
<b>62600083</b>	4 Quarts + Black Oil Filter.

Fits '17-later Milwaukee Eight® engine equipped models.

<b>62600085A</b>	5 Quarts + Chrome Oil Filter.
<b>62600084A</b>	5 Quarts + Black Oil Filter.

Fits '21-later Revolution Max models.

<b>62600112</b>	4 Quarts + Black Oil Filter.
-----------------	------------------------------

### HARLEY-DAVIDSON® GENUINE SYN BLEND MOTORCYCLE OIL – 4 QUART OIL CHANGE KIT

Genuine SYN Blend Motorcycle Oil is a formulation engineered by Harley-Davidson® and factory tested for optimal performance. This oil blends premium base stocks with premium Harley-Davidson® proprietary additives.

Fits '21-later Revolution Max models.

<b>62600111</b>	4 Quarts + Black Oil Filter.
-----------------	------------------------------

### HD 360 - SAE 20W50

Fits '99-later Twin Cam and Sportster Evolution models (except '08-'13 XR) and can be used as an upgrade for any models that requires Oil Filter P/N 63796-77A, 63805-80A, 63812-90 or 63813-90.

<b>62600087</b>	4 Quarts + Chrome Oil Filter.
<b>62600088</b>	4 Quarts + Black Oil Filter.

Fits '17-later Milwaukee Eight engine equipped models.

<b>62600089A</b>	5 Quarts + Chrome Oil Filter.
<b>62600090A</b>	5 Quarts + Black Oil Filter.



B. OIL CHANGE KITS – SYN3 – SAE 20W50 CHROME



B. OIL CHANGE KITS – SYN3 – SAE 20W50 BLACK



B. OIL CHANGE KITS – HD 360 – SAE 20W50 CHROME



B. OIL CHANGE KITS – HD 360 – SAE 20W50 BLACK

# GARAGE 701

Oil & Lube

## C. HEAVY SYNTHETIC GEAR OIL

TESTED-CERTIFIED for use in Harley-Davidson® transmission and primary chaincase applications. Exclusively engineered for Harley-Davidson motorcycles, this Heavy Synthetic Gear Oil is intended for use in extreme temperature environments (desert heat or cold weather), frequent two-up riding and heavy load riding applications. This dual viscosity (SAE 80W-140), heavy weight gear and primary oil was developed with proprietary additives and pure synthetic base stock so it flows better at cold start-up than in high temperatures viscosity behaves like a 140 weight oil to provide maximum protection. Formulated to maintain the proper coefficient of friction for clutch operation and to provide superior lubrication for the primary chain drive. This Gear Oil was formulated to provide specialized lubricity for the anti-wear requirements of transmission gears across a wider temperature range than mineral based oil. This Heavy Synthetic Gear Oil is approved by Harley-Davidson for use in all stages of transmission and primary chaincase life. This is not for use in the crankcase as a motor oil.

Formulated for use in all H-D® Transmissions and the following primary chaincase applications: '71-later XL, '83-'84 XR1000, '08-'13 XR, and '84-later Big Twin models with wet-type diaphragm spring clutch. Not for use in '02-'17 VRSC™ or '15-later XG models.

<b>62600091</b>	For U.S. markets.
<b>62600092</b>	For Canada.
<b>62600093</b>	For Europe and Latin America markets.
<b>62600094</b>	For Asia/Pacific markets.

## D. FORMULA+ TRANSMISSION AND PRIMARY CHAINCASE LUBRICANT

Developed with a proprietary mineral basestock formula and TESTED-CERTIFIED by Harley-Davidson Motor Company, Formula+ is blended to provide lubricity for the anti-wear requirements of transmission gears. Formulated to maintain the coefficient of friction for proper clutch operation and provide adequate lubrication to the primary chain, this lubricant is approved for use in all stages of transmission and primary chaincase life. Not for use in the crankcase as a motor oil.

TESTED-CERTIFIED Extended Service intervals:

### Primary Chaincase

'84-later Big Twin models with wet-type diaphragm spring clutch. Every 10,000 miles, or prior to winter or extended storage periods.

### Transmission

All Big Twin models. Every 20,000 miles, or prior to winter or extended storage periods.

### Primary/Transmission

'71-later XL and '83-'84 XR1000 models. Every 10,000 miles, or prior to winter or extended storage periods.

Formulated for use in Harley-Davidson Transmissions and the following Primary Chaincase applications: '71-later XL, '83-'84 XR1000, '08-'13 XR, and '84-later FX, FXR, Dyna®, Softail®, Touring and Trike models with wet type diaphragm spring clutch. Not for use in '02-later VRSC or '15-later XG models.

<b>62600004</b>	1 Quart – U.S.
<b>62600010</b>	1 Liter – Canada.
<b>62600019</b>	1 Liter – Europe.
<b>62600033</b>	1 Quart – Asia/Pacific.



C. HEAVY SYNTHETIC GEAR OIL



D. FORMULA+ TRANSMISSION AND PRIMARY CHAINCASE LUBRICANT



# 702 GARAGE

## Oil Filters

### A. SUPERPREMIUM5™ OIL FILTERS – 5 MICRON

Utilizing advances in synthetic media technology, the SuperPremium5™ Oil Filters are Tested-Certified to provide filtration to retain dust, soot and other solid matter with low internal pressure drop. Filter also includes internal pressure relief and anti-drain back valves.

Fits '17-later Milwaukee-Eight® models only.

**62700297** Chrome.

**62700296** Black.

Fits '99-'17 Twin Cam and '99-later Evolution® models (except '08-'13 XR) and can be used as an upgrade for any motorcycle that requires Oil Filter P/N 63796-77A, 63805-80A, 63812-90 or 63813-90.

**63798-99A** Chrome.

**63731-99A** Black.

**SuperPremium10 Oil Filter – 10 Micron** (not shown)

Fits '02-'17 VRSC™ models.

**63793-01K** Black.

### B. GENUINE HARLEY-DAVIDSON® OIL FILTERS

Filter features cured resin impregnated paper, which removes harmful foreign particles from the oil. End caps and thermal setting adhesive provide positive seals, preventing bypassing of contaminant-laden oil.

Fits all XB and Buell® models.

**63806-00Y** Black.

Fits '15-later XG models.

**62700045**

Fits '91-98 Dyna® models.

**63813-90** Chrome, Extra Long.

Fits late '82-'84 FLH-80 Classics, '82-'86 FXWG, FXSB, FXEF and '79-early '84 XL models.

**63810-80A** Black, Short.

Fits '84-later XL, '08-'13 XR, '82-'94 FXR, '84-'98 Softail® and '80-'98 FLHR, FLHT and FLT models.

**63796-77A** Chrome, Long.

**63805-80A** Black, Long.

**CLASSIC MOTOR PARTS OIL FILTERS** (not shown)

Quality filters at a great price. Replaces P/N 63840-53 or 63835-87T with a cartridge type filter and spring.

**62700055** In Tank Oil Filter.

### C. LOW PROFILE OIL DRAIN PAN

Reduce the mess and cleanup required when changing the fluids on your motorcycle. This reusable Drain Pan is designed specifically for use with Harley-Davidson® motorcycles. The low-profile design fits easily under standard height and lowered motorcycles, and slips beneath the bike even when on the side stand. The 10-quart capacity pan will capture 2 engine oil changes, or the complete drain fluids (engine oil, primary and transmission) from any H-D® Powertrain, including Milwaukee-Eight and Twin Cam motorcycle. The Drain Pan is large enough to catch the oil from the entire length of the primary, and is sized to hold and drain an inverted primary cover. The Drain Pan features a raised hardware corral, a filter drain surface and a pressure vent hole to prevent messy oil burping. The drained waste oil is sealed safely inside the pan with high-quality gasketed caps and plugs. Convenient carrying handle simplifies transport to an approved waste oil facility.

**63795-10** 10-Quart Capacity.



A. SUPERPREMIUM5 OIL FILTERS



B. GENUINE HARLEY-DAVIDSON OIL FILTERS



C. LOW PROFILE OIL DRAIN PAN



D. OIL FILTER WRENCH – END CAP STYLE



F. OIL CATCHER DRAIN OIL FUNNEL



H. ROAD FUNNEL



E. OIL FILTER REMOVAL WRENCH



G. PRIMARY OIL FILL FUNNEL



I. TRANSMISSION/CRANKCASE FILL FUNNEL

# GARAGE 703

## Oil Change Accessories

### D. OIL FILTER WRENCH – END CAP STYLE

Simplify oil filter removal and installation with this convenient End Cap Style Filter Wrench. The wrench grips the filter without crushing the canister, and allows the spin-on filter to be turned with a 3/8" drive socket wrench.

**14900138**

Fits '21-later Revolution Max models.

**94863-10**

For use with H-D® spin-on oil filters (except '15-later XG, '21-later RA1250 and RA1250S models).

**14900091**

For use with H-D spin-on oil filters for '15-later XG models.

### E. OIL FILTER REMOVAL WRENCH

This slip-resistant wrench, featuring a stainless steel band, is designed to make the removal of your oil filter much easier.

**94866-00**

For use with H-D® spin-on oil filters (except '15-later XG, '21-later RA1250 and RA1250S models).

### F. OIL CATCHER DRAIN OIL FUNNEL

Reduce oil drips when removing the oil filter. The Oil Catcher Funnel slips below the filter, and provides access to spin the filter off its mount. Oil is captured in the funnel, and is siphoned into a bottle or catch basin through the drain tube. Smooth orange plastic surface is easy to clean after use.

**63794-10**

Fits '04-later XL, '08-'13 XR, '99-'17 Dyna®, '99-'16 Touring and '09-'16 Trike models.

**62700199**

Fits '17-later Milwaukee-Eight® engine equipped models.

### G. PRIMARY OIL FILL FUNNEL

This reusable funnel makes it easy to add oil to your primary cavity. The funnel simply snaps into the derby cover opening to permit hands-free filling on the specified models. The convenient tab allows you to place the funnel in position with one hand, and the flat cone shape makes it easy to fill a tight area with no mess or spills. Smooth orange plastic surface is easy to clean after use.

**62700239**

Fits '18-later FL5B and '19-later Softail® models.

**63797-10**

Fits '06-'17 Dyna, '07-'18 Softail (except '18 FL5B), and '07-later Touring and Trike models.

**62700015**

Fits '84-'00 Evolution® 1340-equipped models, '99-'05 Dyna, '00-'06 Softail and '99-'06 Touring Twin Cam-equipped models.

### H. ROAD FUNNEL

This disposable folding funnel can be taken on the road and used for those times you need to replenish your bike's fluids. The funnel fits easily into your luggage, does not take up valuable storage space and can be thrown away after use. Convenient tear-off 3-pack means you will always be prepared.

**97410-10**

### I. TRANSMISSION/CRANKCASE FILL FUNNEL

Fill your transmission and crankcase without the mess. This funnel is shaped to fit into tight spaces, and is designed to reach even the toughest access points. The anti-burp design ensures smooth oil flow, and the smooth orange plastic surface is easy to clean after use.

**63799-10**



# 704 GARAGE

Oil & Lube

## A. H-D® FORK OIL

Refer to Owner's Manual for required type.

**62600025** Type B. 16 fl oz (473 ml) Bottle.

**62600098** Type D. 16 fl oz (473 ml) Bottle.

**62600026** Type E. 16 fl oz (473 ml) Bottle.

## B. SCREAMIN' EAGLE® PERFORMANCE FORK OIL

A heavier blended oil that provides extra damping in performance applications.

**62600027** 16 fl oz (473 ml) Bottle.

Also available:

### H-D FORK SEAL GREASE

Required for service of fork seals.

**11300005** 1 oz (28 g) Tube.

## C. H-D GENUINE EXTENDED LIFE ANTIFREEZE AND COOLANT

Antifreeze is pre-diluted with deionized water to eliminate cooling system contamination. Formulated to use at full strength (do not add water), this coolant provides exceptional heat transfer properties. Protects the entire cooling system against corrosion. Formula is silicate-free, phosphate-free, nitrate-free and borate-free.

For use in VRSC, XG, and Twin-Cooled™ models.

**26800191** 1 Quart US.

**26800188** 1 Liter International.

## D. H-D DOT 5 BRAKE FLUID

For use in all models (except '06-later VRSC™, '07-later XL, '08-later XR, '06-later Dyna® and Softail® and '05-later Touring and Trike models).

**41800220** 12 fl oz (355 ml) Bottle.

## E. PLATINUM LABEL DOT 4 BRAKE FLUID

For use in '20-later EV '06-'17 VRSC, '15-later XG, '07-later XL, '08-later XR, '06-'17 Dyna and '06-later Softail, and '05-later Touring and Trike models.

**41800770** Platinum Label Dot 4 (English, Spanish)

**41800771** Platinum Label Dot 4 CAN (English, French Canadian)

**41800772** Platinum Label Dot 4 APC (English, Japanese, Simplified Chinese, Thai, Bahasa, Burmese, French, Malay, Vietnamese, Korean, Traditional Chinese)

**41800773** Platinum Label Dot 4 Central EU (English, German, Czech, Slovak, Hungarian, Romanian, Polish, Slovenian, Croatian)

**41800774** Platinum Label Dot 4 (English, Russian)

**41800822** Platinum Label Dot 4 North EU (English, Dutch, Swedish, Norwegian, Finnish, Danish, Estonian, Lithuanian)

**41800823** Platinum Label Dot 4 EMEA, LA (English, Italian, French, Arabic, Spanish, Portuguese, Greek, Turkish, Hebrew, Bulgarian)



A. H-D FORK OIL



B. SCREAMIN' EAGLE PERFORMANCE FORK OIL



C. H-D GENUINE EXTENDED LIFE ANTIFREEZE AND COOLANT



D. H-D DOT 5 BRAKE FLUID



E. PLATINUM LABEL DOT 4 BRAKE FLUID



F. H-D ETHANOL GUARD FUEL STABILIZER



H. HARLEY LUBE



G. SCREAMIN' EAGLE ASSEMBLY LUBE



I. H-D SPECIAL PURPOSE GREASE



J. H-D WHEEL BEARING GREASE



K. H-D WHEEL BEARING GREASE

# GARAGE 705

Oil & Lube

## F. H-D® ETHANOL GUARD FUEL STABILIZER

Blended with corrosion inhibitors, this Fuel Stabilizer is formulated to protect fuel tanks, fuel lines, carburetors and injectors from long-term exposure to the adverse affects of ethanol-blended fuel. It fights deposits that can accumulate as a result of ethanol-produced solvents, and acts as a demulsifier to eliminate condensation in your fuel system. 4 ounces treats 10 gallons of fuel.

**91600001** 4 fl oz (118 ml) Bottle.

## G. SCREAMIN' EAGLE® ASSEMBLY LUBE

Screamin' Eagle® Assembly Lube provides superior protection during installation or servicing of internal engine components. Formulated with a high tackifier, this lubricant clings to parts and provides excellent start-up and break-in protection. It provides excellent corrosion resistance, and it won't drip off like common oil when you set coated parts aside to work on the rest of the engine. Recommended applications: cams, gears, crankpins, piston wrist pins, oil pumps, valve guides, rocker arm and push rod tips and roller tappet wheels.

**11300002** 4 fl oz (118 ml) Tube.

## H. HARLEY LUBE

Harley Lube is a Harley-Davidson approved general lubricant.

**94968-09** .25 fl oz (7.5 ml) Tube.

## I. H-D SPECIAL PURPOSE GREASE

Factory approved steering head bearing lubricant for '02-later VRSC, '15-later XG, '05-later XL and XR and '97-later Dyna®, Softail® (except Springer™), Touring and Trike models. Do not use on wheel bearings.

**99857-97A** 14 oz (409 g) Grease Gun Cartridge.

## J. H-D WHEEL BEARING GREASE

Recommended for wheel bearings and rear swingarm bearings.

**99855-89** 16 oz (454 g) Can.

**99856-92** 14 oz (409 g) Grease Gun Cartridge.

## K. H-D HIGH-PERFORMANCE SEALANT – GRAY

High-performance, room temperature vulcanized (RTV) silicone type liquid gasket is a low-odor, non-corrosive and non-conductive sensor-safe formula. Sealant allows high elongation when cured to absorb thermal and dynamic movement of the mating surfaces and is resistant to most chemicals and solvents. Temperature Range -76°F to 482°F (-60°C to 250°C).




























**99650-02** 1.9 oz (54 g) Tube.

Approved for use as crankcase sealant on all Harley-Davidson powertrains.



# SURFACE CARE PRODUCT MAP

## CLEAN

GENERAL	 93600139 US Harley® Bike Wash Kit	 94844-10 GLOBAL Cleaning Brush Kit	 93600110 GLOBAL Bug Eater Sponge	 93600133 Harley® Bike Wash Bucket L. H. GLOBAL
	 94651-09 N. AMERICA HOG® Blaster Motorcycle Dryer	 93600077 INT 93600129 US Sunwash® Bike Soap	 93600071 INT 93600011 US Quick Wash	 94760-99 Wash Mitt GLOBAL
	 94791-01 GLOBAL Synthetic Drying Chamois	 93600140 INT 93600122 US Bug Remover	 94760-99 Wash Mitt GLOBAL	
	 93600067 Windshield Cleaner Individual Wipes N. AMERICA		 93600084 INT 93600029 US Spray Cleaner & Polish	
GLASS				 93600084 INT 93600029 US Spray Cleaner & Polish
	 93600127 INT 93600124 US Denim Paint Cleaner			 93600084 INT 93600029 US Spray Cleaner & Polish
PAINT				 93600074 INT 93600025 US Scratch & Swirl Repair
				 93600125 INT 93600123 US Gloss Detailer
LEATHER, VINYL & TRIM				 93600081 INT 93600033 US Black Leather Rejuvenator
	 93600010 GLOBAL Seat, Saddlebag & Trim Cleaner			 93600115 GLOBAL Black Inner Fairing & Trim Rejuvenator
METAL: CHROME, ALUMINUM & ENGINE				 93600083 INT 93600028 US Bare Metal Polish (Not for use on chrome)
	 93600082 INT 93600031 US Chrome Clean & Shine			 93600080 INT 93600034 US Leather Protectant
WHEEL & TIRE				 93600063 GLOBAL Bare Aluminum Wheel Protectant Individual Wipes
	 93600126 INT 93600121 US Wheel & Tire Cleaner		 43078-99 GLOBAL Wheel & Spoke Brush	

## DETAIL

## PROTECT

 93600057A US Harley® Detail & Protect Kit	 93600136 GLOBAL Microfiber Detailing Cloth	 93600079 INT 93600026 US Glaze™ Poly Sealant
	 93600114 GLOBAL Disposable Detailing Softcloths	
 93600125 INT 93600123 US Gloss Detailer	 93600084 INT 93600029 US Spray Cleaner & Polish	
 93600125 INT 93600123 US Gloss Detailer		
 93600074 INT 93600025 US Scratch & Swirl Repair	 93600125 INT 93600123 US Gloss Detailer	 93600079 INT 93600026 US Glaze™ Poly Sealant
 93600081 INT 93600033 US Black Leather Rejuvenator	 93600115 GLOBAL Black Inner Fairing & Trim Rejuvenator	 93600080 INT 93600034 US Leather Protectant
 93600068 INT 93600002 US Engine Brightener	 93600083 INT 93600028 US Bare Metal Polish (Not for use on chrome)	 93600079 INT 93600026 US Glaze™ Poly Sealant (Not for engine)
 93600083 INT 93600028 US Bare Metal Polish (For use on bare aluminum surfaces only)		 93600063 GLOBAL Bare Aluminum Wheel Protectant Individual Wipes



## 708 GARAGE

Surface Care

### A. QUICK WASH

Fast and easy to use, Quick Wash is tough on dirt, oil and bugs, but gentle on other surfaces. This all-over bike cleaner is safe for use on all surfaces of your motorcycle and does not strip wax, corrode fasteners or spokes or stain leather and vinyl seats and saddlebags. Just spray it on and hose it off. Quick Wash gets into hard-to-reach spaces and cleans without scrubbing. Sheeting action rinses clean and prevents spotting. Available in easy-to-handle trigger pump bottles and convenient refill containers.

16 fl oz (473 ml) Spray Bottle.

**93600011** U.S.

**93600071** International.

32 fl oz (946 ml) Trigger Bottle.

**93600012** U.S.

1 gallon (3.79 L) Refill Bottle.

**93600013** U.S.

### B. SUNWASH® BIKE SOAP

This revolutionary cleaner lets riders wash their bikes where they want to – in the sun. Most bike wash products can be used only on cool days or in the shade. Sunwash® Bike Soap has a unique sheeting action that prevents hard water spots, and rinses clean even on hot days in the sun. Safe for use on all vehicle surfaces including denim paint. Biodegradable.

8 fl oz (236 ml) Bottle.

**93600129** U.S.

**93600077** International.

### C. SPRAY CLEANER & POLISH

Keep your bike clean, even when you are away from home. Aerosol waterless quick cleaner/detailer is the perfect choice when the motorcycle is too clean to wash but too dirty to ride. Safe for use on metal, painted, plastic and windshield surfaces, this cleaning spray dissolves road grime and bugs for quick and easy cleaning and detailing. The spray floats dirt off the motorcycle, reduces static attraction to dust and leaves the surface with a great shine and UV protection.

11 oz (311 g) Aerosol Can.

**93600029** U.S.

**93600084** International.

Also available:

#### SPRAY CLEANER & POLISH + MICROFIBER KIT

The perfect on-the-road cleaning companion. Kit contains:

- *Spray Cleaner & Polish* aerosol waterless quick cleaner/detailer floats dirt and dust off the surface for a quick and easy cleanup.
- *Microfiber Detailing Cloth* is soft and durable for detailing, cleaning or buffing. The washable cloth can be used wet or dry and is safe for use on all surfaces and finishes.

**93600108** U.S.

**93600109** International.

### D. BUG REMOVER

Remove bugs with little effort. Bugs have natural acids in their systems that can prove to be very damaging to motorcycle finishes if not removed. Bug Remover melts away bugs and is safe for use on metal, painted and plastic surfaces, including H-D® windshields. Biodegradable.

16 fl oz (473 ml) Spray Bottle.

**93600122** U.S.

**93600140** International.

### E. WHEEL & TIRE CLEANER

The road provides plenty of nasty elements that can be potentially damaging to the finish of motorcycle wheels. Wheel & Tire Cleaner safely removes brake dust and road grime from wheels, tires and whitewalls in seconds. Also recommended for cleaning Harley-Davidson® black-coated exhaust pipes and mufflers. Biodegradable.

16 fl oz (473 ml) Spray Bottle.

**93600024** U.S.

**93600076** International.



A. QUICK WASH



B. SUNWASH BIKE SOAP



C. SPRAY CLEANER & MICROFIBER KIT



D. BUG REMOVER



E. WHEEL & TIRE CLEANER



F. DENIM PAINT CLEANER




H. CHROME CLEAN & SHINE



J. SCRATCH & SWIRL REPAIR



G. SEAT, SADDLEBAG & TRIM CLEANER



I. GLOSS DETAILER



K. ENGINE BRIGHTENER

## GARAGE 709

Surface Care

### F. DENIM PAINT CLEANER

Specially formulated for denim paint, this handy quick detailer cleans and protects the silky matte finish. Cleaner won't streak or leave residue. Just spray and gently wipe away oils, fingerprints and dust. Compatible with all surfaces on Harley-Davidson motorcycles, this formula cleans without buffing, so you can avoid "polishing" the denim surface. Heavily soiled surfaces should be washed with Sunwash® Bike Soap and water before application.

16 fl oz (473 ml) Spray Bottle.

**93600124** U.S.

**93600127** International.

### G. SEAT, SADDLEBAG & TRIM CLEANER

The perfect quick detailer for vinyl, leather and plastic surfaces, this one-step treatment cleans and refreshes without leaving a greasy residue. Just mist on and wipe away the accumulated dust and grime that dulls the finish. Ideal for use on inner fairings, dash panels, seats and saddlebags, this spray cleaner dries to a healthy satin shine and contains no waxes or other solvents that can dull the surface of vinyl and plastic.

**93600010** 8 fl oz (236 ml) Spray Bottle.

### H. CHROME CLEAN & SHINE

Professional strength nonabrasive cleaner is formulated to ensure maximum shine on chrome-plated surfaces. The detergent-resistant formula is easy to apply and can be buffed to a bright, long-lasting finish. Can also be used to clean decorative brushed aluminum, brass and stainless steel surfaces.

4 oz (113 g) Container.

**93600031** U.S.

**93600082** International.

### I. GLOSS DETAILER

This easy-to-apply mist produces the highest possible gloss finish in the shortest amount of time. Formulated to enhance luster and provide UV protection between waxes, this nonabrasive quick detailer can be applied to paint, clear coat, chrome, powder coat, windshields, vinyl and plastic. Gloss Detailer contains no waxes, silicones, oils or hydrocarbon solvents and will not remove Glaze™ Poly Sealant. Biodegradable.

16 fl oz (473 ml) Spray Bottle.

**93600123** U.S.

**93600125** International.

1 Gallon Bottle.

**93600085** Global.

### J. SCRATCH & SWIRL REPAIR

Formulated to remove fine scratches and swirl marks from gloss paint, this unique compound contains nonrigid abrasives that provide good initial leveling action on clear coat and become less aggressive while being buffed. This staging of grit size provides the benefits of a several-step process in one convenient bottle and leaves your clear coat with a new bike shine. Biodegradable.

8 fl oz (236 ml) Bottle.

**93600025** U.S.

**93600074** International.

### K. ENGINE BRIGHTENER

Make your engine look new again. Engine Brightener refreshes and rejuvenates tired wrinkle black finishes on engine cases, cylinder fins, covers or anywhere else the color has faded or lost its luster. Formulated with high-temperature silicon polymer, this detergent-resistant finish restorer cleans deep into the wrinkle black surface and "moisturizes" the finish to return the original satin sheen. Just spray it on, let it soak in and wipe away for a fresh look.

11 oz (311 g) Aerosol Can.

**93600002** U.S.

**93600068** International.



# 710 GARAGE

Surface Care

## A. BLACK INNER FAIRING REJUVENATOR

Great for sun-rich environments, this Inner Fairing Rejuvenator brings back the deep black color on faded Original Equipment satin-black inner fairing surfaces. Just wipe on and buff off. An occasional application restores the luxurious matte finish and provides added UV protection. Can also be used on rubber and other black plastic components.

**93600115** 8 fl oz (236 ml) Bottle.

## B. GLAZE™ POLY SEALANT

Three products in one bottle. A durable, breathable, clear poly sealant with UV protection that protects against fading and the oxidizing effects of acid rain and harsh airborne pollutants. An ultrafine leveling agent that removes fine scratches and minor blemishes in clear coat finishes. And a cleaner tough enough to handle tar, tree sap, stains and pollutants. Glaze Poly Sealant is easy to apply and hand buff for a deep, reflective finish. For use on all chrome-plated and gloss painted surfaces. Can also be used to slow the natural aging process of Brass Collection components. Not for use on brake discs or denim, semi-gloss or wrinkle-finish surfaces. Biodegradable.

8 fl oz (236 ml) Bottle.

**93600026** U.S.

**93600079** International.

## C. BLACK LEATHER REJUVENATOR

Black Leather Rejuvenator puts new life back into faded black leather seats and saddlebags. To re-color and condition weathered leather, just clean the surface and apply the treatment with a Disposable Detailing Soft Cloth. Wipe off the excess, buff the leather surfaces to the desired shine, and your leather looks like new. For lasting weather protection, follow the application with H-D® Leather Protectant.

4 oz (113 g) Container.

**93600033** U.S.

**93600081** International.

## D. LEATHER PROTECTANT

Leather Protectant offers the most effective weatherproofing and preservative action for leather saddlebags, tank panels, gear and apparel. Specially formulated for smooth, oil-tanned leather.

6 oz (170 g) Container.

**93600034** U.S.

**93600080** International.

## E. BARE METAL POLISH

Professional strength micro-abrasive polish is formulated to remove oxidation and refurbish metal motorcycle parts that have lost their original finish. Recommended for use on polished aluminum or polished stainless steel surfaces that are not clear coated. Can also be used to polish Brass Collection components to a bright finish. Not for use on painted, chromed or plated surfaces or decorative brushed aluminum or stainless steel finishes.

4 oz (113 g) Container.

**93600028** U.S.

**93600083** International.

## F. TIRE LETTERING PEN

Enhance your tire sidewall lettering by applying White paint. Acrylic ester resin paint provides excellent water resistance with improved color and gloss retention. Pump action paint dispensing pen allows either outlining or filling the lettering. Tip can be shaped or trimmed to allow for customized paint flow.

**98625** 1/3 fl oz – White.



A. BLACK INNER FAIRING REJUVENATOR



B. GLAZE POLY SEALANT



C. BLACK LEATHER REJUVENATOR



D. LEATHER PROTECTANT



E. BARE METAL POLISH



F. TIRE LETTERING PEN



G. HARLEY WASH BUCKET



H. FIREMAN-STYLE HOSE NOZZLE



I. WASH MITT



J. WHEEL AND SPOKE BRUSH

# GARAGE 711

Surface Care

## G. HARLEY® WASH BUCKET

The perfect way to keep your bike clean and your garage organized. This handy 3.5 gallon cleaning bucket features a removable Grit Guard insert that keeps sponges and wash mitts away from the dirt particles that settle to the bottom. The bucket is wrapped with a convenient clip-on apron that features clear vinyl pockets with mesh drains that are sized to fit Harley-Davidson® cleaning and detailing products (sold separately). The sturdy handle and snap tight lid make transportation and storage a breeze.

**94811-10**

## H. FIREMAN-STYLE HOSE NOZZLE

Wash your bike in style. The unique Fireman-Style hose nozzle features a large overhand lever for convenient operation. Just adjust the lever and the nozzle maintains the pressure flow – hands free. The spray head adjusts from a steady stream to a wide fan pattern and the soft rubber nose cone protects your bike's surfaces from accidental contact. The durable metal body won't rust or corrode and the soft-touch ergonomic grip is insulated for cold-water comfort. Standard-size garden hose fitting includes gasket.

**93600016**

## I. WASH MITT

This premium quality, wool-blended wash mitt features extra dense pile for scrubbing power and durability. Machine washable, this mitt attains the perfect level of absorbency and has a Bar & Shield logo sewn into the cuff. Including a thumb for added dexterity, this mitt is custom designed to be used with either hand and made specifically for washing Harley-Davidson motorcycles.

**94760-99**

## J. WHEEL AND SPOKE BRUSH

The perfect partner for Wheel & Tire Cleaner, this brush features soft, durable fibers attached to a base coated with polypropylene to prevent scratching. With a Bar & Shield logo branded into the handle, the brush has a cone shape for efficient cleaning and durable design that won't melt on hot surfaces.

**943078-99**



## 712 GARAGE

Surface Care

### A. CLEANING BRUSH KIT

Make every corner of your bike shine. This set of 3 wood-handled cleaning brushes helps you reach into the tightest places. The chamois brush gently scrubs in between engine fins or can be used after rinse to soak up hard-to-reach water. The reverse spiral brush is perfect for cleaning tire sidewalls or those hard-to-reach spaces elsewhere on your bike, and the soft mop brush will leave your chrome streak free. All brushes have vinyl-coated wires to prevent scratching.

94844-10

### B. BUG EATER SPONGE

Tough on bugs but gentle on other surfaces. This easy-to-grip pad features a strong, flexible core laminated with double-sided cleaning surfaces. When paired with water and Bug Remover or Wheel & Tire Cleaner sprays, the textured orange surface helps break down and dissolve baked-on bugs and road grime without scratching the surface below.

93600110

### C. DISPOSABLE DETAILING SOFTCLOTHS – DISPENSER BOX

Now available in a pop-up dispenser box to keep cloths clean and handy. Rags often cause scratches in paint, but these Disposable Detailing Softcloths are made of special material specifically designed not to scratch paint while greatly reducing the amount of lint left behind during waxing and polishing. To avoid contamination, these disposable cloths come in a handy re-sealable pop-up dispenser box. Package contains 50 towels.

93600114 Dispenser Box with 50 Cloths.

### D. MICROFIBER DETAILING CLOTH

Super soft and absorbent microfiber synthetic cloth is the multi-purpose choice for washing, cleaning or buffing. The cloth can be used wet or dry and is safe for use on all surfaces and finishes. This durable 16" square cloth is mildew-resistant and machine washable.

93600132

### E. SYNTHETIC DRYING CHAMOIS

Made of synthetic material that is safe for use on all surface finishes. Ensures extra absorbency without streaking. Stays soft and supple even when dry. Durable, mildew-resistant and machine washable. 12" x 21" chamois stores in a convenient container.

94791-01

### F. DETAILING SWABS

Detail those hard-to-reach places. Plush cotton swabs are perfect for removing polish and wax residue from cracks and crevices, and the strong but flexible 8" shaft allows you to clean in hard to reach areas around your engine, pipes and more. Package contains 50 swabs.

93600107



A. CLEANING BRUSH KIT



B. BUG EATER SPONGE



C. DISPOSABLE DETAILING SOFTCLOTHS – DISPENSER BOX



D. MICROFIBER DETAILING CLOTH




E. SYNTHETIC DRYING CHAMOIS



F. DETAILING SWABS




G. HARLEY BIKE WASH KIT



H. HARLEY DETAIL & PROTECT KIT



I. HARLEY TRAVEL CARE KIT



J. SADDLEBAG STORAGE STAND



K. HOG BLASTER MOTORCYCLE DRYER



## GARAGE 713

Surface Care

### G. HARLEY® BIKE WASH KIT

Bike Wash Kit includes the essentials required to clean your bike.

- Sunwash® Bike Soap
- Bug Remover
- Wash Mitt
- Bug Eater Sponge
- Synthetic Drying Chamois
- Microfiber Detailing Cloth

93600056

### H. HARLEY DETAIL & PROTECT KIT

Detail & Protect Kit includes the essentials to make your bike shine.

- Glaze™ Poly Sealant
- Gloss Detailer
- Chrome Clean & Shine
- Scratch & Swirl Repair
- Disposable Detailing Soft Cloths
- Microfiber Detailing Cloth
- Detailing Swabs

93600057A

### I. HARLEY TRAVEL CARE KIT

Everything you need to make your bike shine – except the water. Whether you are starting the ultimate biker's garage, or want to keep your ride clean on the road, the Harley® Travel Care Kit is your answer. The kit includes five 2-oz. refillable bottles of proven Harley-Davidson® cleaning products. The kit features Sunwash Bike Soap cleaner, spray-on Bug Remover, fast-acting Wheel & Tire Cleaner, Glaze Poly Sealant, Gloss Detailer and a soft Microfiber Detailing Cloth. The complete kit fits easily in the compact reusable zip-closure bag so you can take it along for the ride or store it neatly in your garage.

93600007 Five 2 oz Bottles.

### J. SADDLEBAG STORAGE STAND

Never set your saddlebags on the ground again. This convenient folding rack holds Touring hard saddlebags while you wash or work on your bike and utilizes the bag's quarter-turn quick-disconnect fasteners to securely lock them in place. The strong, lightweight rack features 4 adjustable feet to level the stand and keep the bags off the ground. You can wash, dry, detail and re-install the bags with minimal handling. Stand accommodates both standard and extended hard saddlebags.

94778-10

Fits '95-'16 Touring models equipped with standard and extended-length saddlebags.

### K. HOG® BLASTER MOTORCYCLE DRYER

Dry your bike in minutes with the HOG® Blaster. This powerful dryer blows a stream of warm, dry, filtered air at 18,000 feet/minute, allowing you to cut your drying time up to 75%. The HOG Blaster reduces streaks and water spots because water can't hide in hard-to-reach places. No more annoying drips and runs when you move your bike. With an ergonomically friendly design for comfortable handling, the HOG Blaster features a durable all-steel outer shell, a 1.3 hp motor and a grounded electrical cord. Kit includes blower unit, flexible hose and 2 diffuser attachments. One-year manufacturer's warranty on blower unit.

94651-09 120V, Grounded 3-prong Plug. United States, Canada and Mexico.



# HARLEY-DAVIDSON® MOTORCYCLE COVERS

Welcome to the best-dressed list. Unlike a tarp and bungee cords, Harley-Davidson® Motorcycle Covers fight the effects of the elements and protect your bike's paint and finishes from the rough world around us. Whether your bike spends its time in a heated garage or on the driveway, we've got you covered.

**ANTENNA ACCESS**  
Touring and Trike covers feature hook-and-loop opening at the rear to accommodate antennas.

**WATER-RESISTANT SEAMS**  
Heavy-duty Indoor/Outdoor covers feature taped overlapping seams for water resistance.

**MOISTURE REDUCTION**  
Weather-shielded vents or breathable materials promote air circulation and minimize corrosion during short or long term storage.

**HEAT-RESISTANT PANELS**  
Indoor/Outdoor and Premium Indoor Covers feature heat-resistant panels that protect the cover from warm exhaust.

**REFLECTIVE TRIM**  
High-visibility reflective trim makes a parked and covered bike more obvious.

**BELLY STRAPS**  
Quick-release adjustable straps cinch the cover under the frame to reduce ballooning in the wind.



**CORSET-STYLE BACKBONE**  
Medium and large covers feature a cinching system that customizes the cover for best fit. Just pull the cord and cover adjusts to the bike's contours.

**ADJUSTABLE HEM**  
Drawstring hem allows custom-tailored fit around the bike and eliminates the one-size-fits-some elastic cord.

**LOCK ACCESS**  
Sewn-in grommets near the front wheel simplify the use of a cable lock or security chain (cable/lock not included).

**COVER ALARM POCKET**  
Hidden pocket accepts optional battery-powered alarm. If the cover is disturbed, the 130-dB alarm is triggered.

	COMPACT TRAVEL	INDOOR	PREMIUM INDOOR	INDOOR/OUTDOOR	
<b>MATERIAL</b>	2x Polyurethane Coated Polyester	Polyester	Luxuriously Soft Microfiber	Heavy-Duty UV Resistant Diamond Pattern Polyester	
<b>WATER-RESISTANT</b>	✓	—	—	✓	
<b>HEAT PANEL</b>	—	—	✓	✓	
<b>ANTENNA ACCESS</b>	✓	—	✓	✓	
<b>SECURITY FEATURES</b>	—	Sewn-in grommets for use of front wheel chain lock & hidden internal alarm pocket			
<b>ADJUSTABILITY</b>	—	Corset-Style Backbone & Adjustable Hem			
<b>REFLECTIVE TRIM</b>	✓	✓	✓	✓	✓
<b>INTEGRATED STORAGE POUCH</b>	✓	✓	✓	✓	✓
<b>BELLY STRAP</b>	—	✓	✓	✓	✓
<b>H-D LOGO</b>	✓	✓	✓	✓	—
<b>ADVENTURE TOURING</b>	Large 93100073	—	—	ADV 93100070	—
<b>STREET™ &amp; SPORTSTER®</b>	Medium 93100074	Small 93100043	Small 93100042	Small 93100040	Small – Solid Black 93100041
<b>V-ROD®, DYNA® &amp; SOFTAIL®</b>	Medium 93100074	Large 93100018	Medium 93100019	Medium 93100022	Medium – Solid Black 93100025
<b>TOURING</b>	Large 93100073	Large 93100018	Large 93100020	Large 93100023	Large – Solid Black 93100026
<b>TRIKE</b>	—	Large 93100018	Extra-Large 93100021	Extra-Large 93100024	Extra-Large – Solid Back 93100027

✓ Standard Feature

\*NOTE: H-D® motorcycle covers are not designed to be used while trailering. Using an H-D motorcycle cover while trailering may cause the cover to tear, possibly causing damage to the cover and motorcycle.



# 716 GARAGE

## Motorcycle Covers

### A. COMPACT TRAVEL COVERS

Travel with protection. This lightweight, water-resistant Compact Travel Cover is easy to pack and covers the main motorcycle touch points from the windshield to the rear seating area. Compact and lightweight cover stores in its own pouch and requires over 40% less luggage space than a full-size motorcycle cover, so it's easy to pack along "just in case." When compacted in pouch, travel cover takes up less space than a 64Oz aluminum drink container. Multiple attachment options to adjust the fit based on motorcycle model and luggage option so cover can be used on different bikes. Minimize motorcycle wipe-down after dew or light rain. Discourages tampering with the covered motorcycle for an added layer of security. Reflective logos highlight the front, rear, and sides of vehicle for added visibility when the motorcycle is parked at night offer peace of mind. Made from polyester with a water-resistant polyurethane coating.

**93100073** Large.  
Fits '21-later Pan America™ and '14-later Touring and Tri-Glide models. Recommended for any model with Tour-Pak® luggage installed.

**93100074** Medium.  
Fits '21-later RH1250S, '12-later XG, '04-later XL models, and '18-later Softail models. Not recommended for any model with Tour-Pak® luggage installed.

### B. INDOOR/OUTDOOR MOTORCYCLE COVER\*

Weather-shielded vents in the top of the cover promote air circulation to reduce moisture build-up and minimize corrosion. Internal heat-resistant panels protect the cover from warm exhaust and an integrated storage pouch permits convenient packing. The cover skirt features front and rear adjustable drawstrings to cinch the cover and a belly strap. Cover features a convenient opening near the front wheel for a security chain or cable and internal pockets that accept the optional Cover Alarm (P/N 69000038). The cover features reflective piping for added visibility.

Medium. Fits VRSC™, Dyna® and Softail® models.

**93100022** H-D Orange/Black.

**93100025** Black.

Large. Fits Touring and Freewheeler® models. Does not fit FLHXXX or FLHTCUTG models.

**93100023** H-D Orange/Black.

**93100026** Black.

Extra Large. Fits Trike models.

**93100024** H-D Orange/Black.

**93100027** Black.

### C. PREMIUM INDOOR MOTORCYCLE COVER\*

Promotes air circulation to reduce moisture build-up and minimize corrosion. The cover's skirt features front and rear adjustable drawstrings to cinch the cover and a belly strap. The cover features heat-resistant panels that protect the material from warm exhaust. Cover features a convenient opening near the front wheel for a security chain or cable and internal pockets that accept the optional Cover Alarm (P/N 69000038).

Small. Fits XG, XL and XR models.

**93100042** H-D Orange/Black.

Medium. Fits VRSC, Dyna and Softail models.

**93100019** H-D Orange/Black.

Large. Fits Touring and Freewheeler models. Does not fit FLHXXX or FLHTCUTG models.

**93100020** H-D Orange/Black.

Extra large. Fits Trike models.

**93100021** H-D Orange/Black.

### D. INDOOR MOTORCYCLE COVER\*

This breathable polyester cover promotes air circulation to reduce moisture build-up and minimize corrosion. The cover's skirt features front and rear adjustable drawstrings to cinch the cover around the bike and a convenient belly strap. The cover features a convenient opening near the front wheel for a security chain or cable and internal pockets that accept the optional Cover Alarm (P/N 69000038).

Small. Fits XG, XL and XR models.

**93100043** H-D Orange/Black.

Large. Fits Touring and Freewheeler models.

**93100018** H-D Orange/Black.



\*NOTE: H-D® motorcycle covers are not designed to be used while trailering. Using an H-D motorcycle cover while trailering may cause the cover to tear, possibly causing damage to the cover and motorcycle.



**\*WARNING:** Do not use while riding; could result in death or serious injury.

MOTORCYCLE COVERS

# GARAGE 717

## Motorcycle Covers & Storage Accessories

### E. LIVEWIRE™ STORAGE COVER\*

Custom fit for LiveWire™ models, this all-weather, indoor/outdoor cover has an asymmetrical design that fits perfectly when the motorcycle is leaned on its side stand with the handlebars turned. Constructed of heavy duty 300 denier, fade- and water-resistant polyester fabric, this cover features taped seams for added water resistance and weather shielded vents to promote air circulation and minimize corrosion during long- and short-term storage, while the elastic belly band fits snugly around the motorcycle to keep the cover from billowing in heavy wind. Convenient built-in charge door access opening enables motorcycle charging with the cover on. The cover also features a wheel lock access opening and an internal pocket to hold an optional Cover Alarm (sold separately). And Harley-Davidson reflective script ensures your bike is seen at night and in dark parking lots.

**93100044**

Fits '20-later LiveWire models.

### F. OASIS DAY COVER\*

Keep your seat dry when you stop for the night. Lightweight and compact for travel, this easy-to-store cover rolls into the built-in bag. Made from soft micro-fiber, the black and orange water repellent fabric dries quickly for a quick getaway. Hook-and-loop closures in the rear let you slip the cover over your antennas and the elastic bottom hem and footboard stirrups ensure a snug fit. The Harley-Davidson script and Bar & Shield logos prominently stand out on the fabric.

**93100028** H-D Orange/Black.

Fits Touring and Trike models equipped with Tour-Pak® luggage.

### G. MOTORCYCLE COVER ALARM

Protect your covered motorcycle from tampering. Self-contained alarm fits into the pocket on select H-D® Motorcycle Covers. The snap swivel clips to spokes, rotors or other fixed parts and the cord leads back to the alarm pin. If the cover is pulled off the bike, the pin is pulled, triggering the 130-dB alarm. Weatherproof alarm is powered by a replaceable 9V battery (not included).

**69000038**

Fits select H-D Motorcycle Covers with alarm pocket.

### H. RAIN COVERS\*

Featuring a handy storage sack, this black nylon, water-resistant, Cordura® cover packs easily and shelters your seat from the storm.

**51638-97** Solo Seat.

Fits H-D® solo seats (except XR and FLSTS).

**51639-97** Two-Up Seat.

Fits VRSC™, XG, XL, Dyna® and Softail® models with Two-Up Seats. Does not fit Touring and Trike models. Does not fit with Rider Backrests.

**52952-97** Seat with Rider Backrest.

Fits H-D Touring and Trike seats. Fits with accessory rider backrest. Includes rain cover for Tour-Pak® mounted passenger backrest.

### I. SERVICE COVERS\*

Protect the finish on your tank and fenders while performing routine service on your motorcycle. These custom shaped covers feature an easy-to-clean black vinyl outer surface and a soft non-abrasive fleece inner liner. Fuel tank covers feature built-in magnets to prevent the cover from sliding, convenient mesh pockets to keep small parts from rolling away and a clear paperwork window for notes and instruction sheets. Fender covers feature soft elastic bands to keep the covers firmly in place. To complete the look, the cover features a nostalgic Harley-Davidson logo that will look great in any garage.

**94640-08** Large Fuel Tank.

Fits Dyna®, Softail®, Touring and Trike models.

**94641-08** Large Front Fender.

Fits '12-'16 FLD, '86-'17 FL Softail (except FLS and FLSS), '18-later FLDE, FLHC and FLHCS, and most Touring and Trike models.

\*NOTE: H-D® motorcycle covers are not designed to be used while trailering. Using an H-D motorcycle cover while trailering may cause the cover to tear, possibly causing damage to the cover and motorcycle.



**\*WARNING:** Do not use while riding; could result in death or serious injury.



E. LIVEWIRE™ STORAGE COVER\*



F. OASIS DAY COVER



G. MOTORCYCLE COVER ALARM



H. RAIN COVER – SOLO SEAT



I. SERVICE COVER



I. SERVICE COVER



# 718 GARAGE

H-D® Detachables™ Storage

## A. REMOTE CONTROL GARAGE DOOR OPENER KIT

Operate your automatic garage door opener without leaving your motorcycle seat or fumbling in your pocket for the remote control. Compatible with most brands of automatic openers, this kit allows you to operate your door by cycling the bike's high-beam switch. The hidden transmitter splices into your bike's wiring harness and is powered by your vehicle battery, so there are no transmitter batteries to replace. When your key is switched off the transmitter is disabled, providing added garage security if you park your bike outside. The signal is sent to the in-garage receiver that plugs into a standard 110-volt outlet and is wired to the automatic opener. The receiver's rolling code technology provides additional security. Kit includes one transmitter and one receiver. Individual components are available to equip additional motorcycles and garages.

**91558-01B** Complete Kit.  
Fits '02-'17 VRSC™, '15-'20 XG, '94-later XL, '08-'13 XR, '96-'17 Dyna, '96-later Softail, and '94-later Touring and Trike models. '14-later XL, '12-'17 Dyna and '11-'17 Softail models require separate purchase of Electrical Connection Kit P/N 72673-11. '14-'16 Touring and Trike models require separate purchase of Electrical Connection Kit P/N 69200722. '18-later Softail and '17-later Touring and Trike models require separate purchase of Electrical Connection Kit P/N 69201599A. '15-'20 XG models require separate purchase of P/N 72136-94GY, 72156-94 and Qty. 4 72195-94. Not compatible with Chamberlain®/Liftmaster® MyQ® or Sears® Craftsman AssureLink™ garage door openers.

### 1. Remote Control Garage Door Opener Transmitter

This kit allows owners of the Remote Garage Door Opener P/N 91558-01B to equip each of their Harley-Davidson motorcycles with a remote transmitter.

**91561-01B**  
For use with Remote Control Garage Door Opener Kit P/N 91558-01B. '15-'20 XG models require separate purchase of P/N 72136-94GY, 72156-94 and 4x 72195-94. '14-later XL, '12-'17 Dyna and '11-'17 later Softail models require separate purchase of Electrical Connection Kit P/N 72673-11. '14-'16 Touring and Trike models require separate purchase of Electrical Connection Kit P/N 69200722. '18-later Softail and '17-later Touring and Trike models require separate purchase of Electrical Connection Kit P/N 69201599A.

### 2. Remote Control Garage Door Opener Receiver

This additional receiver permits the owner of the Remote Garage Door Opener P/N 91558-01B to operate more than one garage door opener from a single transmitter.

**91562-01**  
For use with Remote Control Garage Door Opener Kit P/N 91558-01B. Not compatible with Chamberlain/Liftmaster MyQ or Sears Craftsman AssureLink garage door openers.

## B. DETACH DEPOT WALL RACK

This heavy-duty Detach Depot Wall Rack can be mounted to any wall, and the 16" on-center design lets you mount it securely to the studs. The rack features 5 coated rods that can be positioned in a wide variety of adjustable mounting slots. Adjustable rods can accommodate almost any combination of accessories. Kit includes black-finished side panels, 5 coated rods, decorative end caps and all necessary mounting hardware.

**93100005**  
For use with Harley-Davidson® Detachables and HoldFast™ products including Tour-Pak Mounting Racks, Sissy Bars, Luggage Racks, Rider Backrests and H-D Detachables-style Windshields. Quick-Release style Windshields and Rider Backrests require separate purchase of auxiliary mount kits.

## C. DETACH DEPOT QUICK-RELEASE WINDSHIELD MOUNTS

**93100015**  
For use with Harley-Davidson Quick-Release Windshields (except XG) and Detach Depot Wall Rack P/N 93100005.

## D. DETACH DEPOT RIDER BACKREST MOUNT

**93100016**  
For use with Harley-Davidson Touring and Trike Rider Backrest and Adjustable Rider Backrest Kits and Detach Depot Wall Rack P/N 93100005.



A. REMOTE CONTROL GARAGE DOOR OPENER KIT



B. DETACH DEPOT WALL RACK



C. DETACH DEPOT QUICK-RELEASE WINDSHIELD MOUNTS



D. DETACH DEPOT RIDER BACKREST MOUNT



E. CRUISER CRADLE WHEEL CHOCK



G. CRUISER CRADLE WHEEL CHOCK - TRAILER ONLY VERSION



F. CRUISER CRADLE TRAILER ADAPTER KIT



H. CRUISER CRADLE UNIVERSAL E-TRACK ADAPTER KIT (SHOWN WITH WHEEL CHOCK)



I. MOTORCYCLE SERVICE LIFT

# GARAGE 719

Motorcycle Cradles & Tie-Downs

## E. CRUISER CRADLE WHEEL CHOCK

This sturdy aluminum wheel chock will hold your bike securely on the ground, on a trailer or in the back of a pickup truck. Sized to fit most motorcycles, this wheel chock will keep your bike upright while you are storing, transporting or working on your bike. The lightweight, folding wheel chock is easy to transport. Use it on the driveway when you are washing your bike or, when equipped with the optional Trailer Adapter, the versatile wheel chock can be easily moved to a trailer or the back of a pickup truck. Just two tie-down straps are required to hold the bike in place. And because you don't need to over-tighten the straps, you won't damage sensitive suspension parts and handlebar bushings.

**92900001**  
For use with models with vehicle weight up to 3000 lb (1360 kg) and front or rear wheel size of 14" to 22" (355-560mm) rim diameter and 3.15" to 8.66" (80mm-220mm) nominal wheel width. Not for use with Custom Wrapped Front Fenders.

## F. CRUISER CRADLE TRAILER ADAPTER KIT

Engineered to simplify installation of Cruiser Cradle Wheel Chock on many trailers. Simply mount the low-profile kit to the floor of your trailer and the Cruiser Cradle can be attached in seconds, without tools.

**92900002**  
For use with Cruiser Cradle Wheel Chock P/N 92900001 on trailer applications.

## G. CRUISER CRADLE WHEEL CHOCK - TRAILER ONLY VERSION

Sized to fit most motorcycles, this wheel chock will keep your bike upright while you are transporting or working on your bike. Just two tie-down straps are required to hold the bike in place. The Trailer-Only chock can be removed from the trailer in seconds with four wing nuts or the optional E-Track Adapter and can be folded down when not in use. Includes all brackets and hardware to mount a trailer or lift table.

**92900042**  
For use with models with vehicle weight up to 3000 lbs (1360 kg) and front or rear wheel size of 14" to 22" (355-560mm) rim diameter and 3.15" to 8.66" (80mm-220mm) nominal wheel width.

## H. CRUISER CRADLE UNIVERSAL E-TRACK ADAPTER KIT

You can adjust the position of the chock anywhere along the E-Track for maximum flexibility in positioning a motorcycle and the chock can be adjusted side-to-side between 27" and 43" wide. The Universal E-Track Adapter Kit includes all the necessary hardware and including a Boomerang Bar for added Wheel Chock stability. Ratchet tie-downs are required for transporting the motorcycle.

**92900043**  
For use with Cruiser Cradle Wheel Chock P/N 92900001 or 92900042 on trailer applications.

## I. MOTORCYCLE SERVICE LIFT

The 1,100 lb capacity lift can raise any 2-wheel Harley® model 16.9" from the floor. The lift features 2 fixed and 2 swivel heavy duty wheels and a removable T-handle for easy maneuverability. Kit includes lift and 2 tie-down straps. Not available for sale in Europe, Middle East and Africa.

**92900004**  
Fits Harley-Davidson® V-Twin models (except Trike and models equipped with a Sidecar). Softail® models require Frame Protector Kit P/N 94675-99, Twin Cam-equipped Dyna® models require Adapter Kit P/N 98965-99, both sold separately.

**Also available:**  
**FRAME PROTECTORS** (not shown)  
Use these Frame Protectors to protect the underside of your motorcycle when using any lift. A must for Softail models to provide the clearance necessary to keep lift pressure on the frame and not the shock absorbers. Universal and customizable to fit any V-Twin Harley-Davidson motorcycle. Sold in pairs.

**94675-99** Fits all 1.25" frame tubes.

**Also available:**  
**MOTORCYCLE SERVICE LIFT ADAPTOR KIT FOR DYNA® TWIN CAM MODELS** (not shown)  
Provides the necessary clearance of the oil tank that allows the Motorcycle Service Lift P/N 92900004 to be used on '99-'17 Dyna models equipped with a Twin Cam engine.

**98965-99**



## 720 GARAGE

Motorcycle Tie-Downs

### A. HARLEY-DAVIDSON® 1.5" GRADUAL RELEASE RATCHET TIE-DOWN STRAPS

600 lbs Working Load – 1.5" x 66"

These heavy-duty ratchet straps provide maximum tensioning power and a higher working load capacity with the added benefit of being able to release the tension one click at a time. The ratchet is built with a comfortable molded grip handle and a dual-direction reversing drive that permits the spindle to rotate backward releasing tension until it reaches 60 lbs. This option helps eliminate the "snap back" release common with most standard ratchet designs under heavy load and also permits the even tensioning of straps without having to release all of the webbing and start over. The strap also features heavy-duty 6,000 lb abrasion-resistant Nylon webbing, a built in Soft Hook with vinyl coated full-size "S" hook on the fixed end and an large closed end carabiner hook on the adjustable end to keep it hooked securely during the tie-down process. Sold in pairs.

**94706-10**

Ratchet Straps with Integrated Soft Hook.

### B. HARLEY-DAVIDSON 1.25" RATCHET TIE-DOWN STRAPS

400 lbs Working Load – 1.25" x 78"

These 1.25" Harley-Davidson® Tie-Downs have a 1,200 lb capacity and feature Harley-Davidson scripted webbing with a loop handle for easy pulling. Vinyl-coated hooks feature spring loaded one-way wire loop gates that hold the hook in position, simplifying initial tie-down setup. Harley-Davidson Ratchet Tie-Down Straps feature lever-action ratchets for use when greater tensioning power is needed. Straps are also available with integrated soft hooks that are designed to keep the coated hard hooks away from delicate surfaces. Sold in pairs.

**94704-10**

Ratchet Straps with Integrated Soft Hook.

### C. HARLEY-DAVIDSON FLEECE SOFT HOOKS

400 lbs Working Load – 1.25" x 18"

These 18" Soft Hooks are designed to keep ratchets, hooks and buckles away from delicate surfaces. The soft synthetic sheepskin cover cushions the surface and protects handlebars, triple trees and other tie-down points from scratches and abrasion. Each soft hook has a capacity of 2,400 lbs. Sold in pairs.

**93100017**

### D. HARLEY-DAVIDSON SOFT HOOKS

400 lbs Working Load – 1.25" x 18"

These Harley-Davidson 18" Soft Hooks keep ratchets and buckles away from delicate surfaces. Each soft hook has a capacity of 2,400 lbs. Sold in pairs.

**94705-10**

### E. HOG TIES® SOFT HOOKS

600 lbs Working Load – 1.5" x 18"

Wider and stronger, Hog Ties® Soft Hooks are designed to be used in conjunction with standard Hog Ties Straps to keep hooks from direct contact with handlebars, fairings, brake lines, wiring and painted surfaces. Secure to bike then secure tie-down hook to opposite end. Made with 6,000 lb Nylon webbing. Sold in pairs.


**94650-98**

### F. ANCRA® RAT-PACK RATCHET STYLE TIE-DOWN STRAPS


400 lbs Working Load – 1" x 66"

The original ratchet tie-down for motorcycles locks secure and provides the added tension needed to secure bikes and ATVs for longer hauls. Straps feature a wider grip ratchet handle, 4,500 lb abrasion-resistant nylon webbing, full-size vinyl coated S hooks on fixed ends and non-coated steel S hooks on the adjustable ends. Sold in pairs.

**98187-90T**



A. 1.5" GRADUAL RELEASE RATCHET TIE-DOWN STRAPS




B. HARLEY-DAVIDSON 1.25" RATCHET TIE-DOWN STRAPS




C. HARLEY-DAVIDSON FLEECE SOFT HOOKS



D. HARLEY-DAVIDSON 18" SOFT HOOKS



E. HOG TIES SOFT HOOKS




F. ANCRA RAT-PACK RATCHET STYLE TIE-DOWN STRAPS



G. SECURITY ANCHOR




G. SECURITY ANCHOR INSTALLATION KIT



H. DISC BRAKE & ROTOR LOCK\*



I. SIREN DISC BRAKE LOCK



J. DISC BRAKE LOCK\*



K. LOOP CHAIN AND DISC BRAKE & ROTOR LOCK\*

## GARAGE 721

Motorcycle Locks

### G. SECURITY ANCHOR

Lock down that motorcycle. This rugged Security Anchor is designed to create a permanent anchor point for use with security chains and locks. Secure it to your truck or trailer bed or to a garage floor. Includes masonry drill bit and bolts necessary to install into concrete. Corrosion resistant. Recommended to be used with Harley-Davidson chains and locks, such as Loop Chain and Disc Brake & Rotor Lock (P/N 94869-10A). Recommended to be used with Harley-Davidson Security Anchor Installation Kit (P/N 12600354) for use on trailers or truck beds.

**92800013**

Also available:

#### SECURITY ANCHOR INSTALLATION KIT

Required for installation of the Harley-Davidson Security Anchor (P/N 92800013) to a trailer or truck bed. For security use only, not to be used as a tie-down point

**12600354**

### H. DISC BRAKE & ROTOR LOCK\*

Secure your brake disc or sprocket. This lock features a fully removable 14mm lock with a large inside diameter to simplify the capture of chain links and cable loops. High-security double deadbolt design and tough-defeat lock cylinder. Soft vinyl coating on the lock protects your bike's finish. Corrosion resistant. Includes two standard keys, one lighted key, high visibility reminder cord, and a compact ballistic nylon storage pouch with belt clip. Limited lifetime manufacturer warranty\*.

**94868-10** Orange.

**94868-10A** Black.

Also available:

#### LOCK REMINDER CORD<sup>1</sup>

Remember to remove your Disc or Fork Lock before beginning your ride with this high-visibility Reminder Cord. Flexible, coiled, bright orange cord loops from external lock to handlebar, acting as a visual indication that your lock is still engaged.

**46318-04**

### I. SIREN DISC BRAKE LOCK

Designed to discourage roll-away theft, this rugged lock easily attaches to your disc brake and sounds a piercing alarm if the motorcycle is moved. Physical movement triggers a piercing 120dB audible alarm that acts as an additional theft deterrent. Audible alarm can be deactivated by key if only mechanical security is desired. 0.23 in (6 mm) diameter hardened-steel locking pin. Corrosion resistant. Includes two keys, high visibility reminder cord, and Lithium (CR2) battery. Limited lifetime manufacturer warranty; 2-year battery warranty \*

**92800012**

### J. DISC BRAKE LOCK\*

Designed to discourage roll-away theft, this lock easily attaches to your disc brake. Compact and lightweight so it's easy to carry along in luggage or backpack. Easy to install on the front brake disc. Hardened drop-forged steel lock features a dual-reinforced high-security disc-style cylinder. Corrosion resistant. Includes two keys and high-visibility reminder cord.

**94873-10** Orange.

**94873-10A** Black.

### K. LOOP CHAIN AND DISC BRAKE & ROTOR LOCK\*

Maximum protection for your motorcycle. This high-security Loop Chain features a 12mm triple heat treated boron manganese 6-sided link steel chain with cinch ring for securing your bike to stationary objects. Loop chain length: 4.25 ft (129 cm). Fully removable Disc Brake & Rotor Lock has a high-security double deadbolt design and tough-defeat lock cylinder, with a soft vinyl coating on the lock to protect your bike's finish. Corrosion resistant. Includes a fully removable 14mm lock, a double deadbolt design for added security, a high-security lock cylinder with anti-float discs and nylon molded dust cover, and a lighted key for nighttime locking. Limited lifetime manufacturer warranty\*.

**94869-10** Orange.

**94869-10A** Black.



**<sup>1</sup>WARNING:** Remove lock before operating motorcycle. Failure to remove lock could result in death or serious injury.



**<sup>2</sup>WARNING:** Chain or cable is to be used as a theft deterrent only. Use for towing, lifting or any other purpose could result in death or serious injury.

\*KEY SAFE registration and replacement service is provided by the lock manufacturer. Information is included in the product packaging.



## 722 GARAGE

Motorcycle Locks

### A. DOUBLE LOOPED SECURITY CABLE\*

For use with a lock, this vinyl-covered multi-purpose cable can be used to secure your personal items to your motorcycle or solid object. Loop it through the sleeve of your jacket and the strap of your helmet, lock it to the bike, and feel free to walk away unencumbered. 7 ft (213 cm) length x 0.4 in (10mm) thick. Corrosion resistant vinyl coating makes cable easy to handle. Hook-and-loop strap lets you secure the coiled cable for convenient storage. Recommend to be used with a Harley-Davidson Disc Brake & Rotor Lock (P/N 94868-10A)

**94871-10A**

### B. ARMORED CABLE LOCK

This tempered steel cable lock features a smooth vinyl cover to protect the frame and wheel from scratches. The braided cable offers improved cut resistance, and the integrated lock features a snap-shut cylinder with quarter-turn key movement. Kit includes 2 blade-style keys. Cable length: 6 ft (183cm). Cable is encased by hardened steel links to provide increased security. Corrosion resistant. Limited lifetime manufacturer warranty\*

**46089-98B**

### C. UNIVERSAL MOUNT HELMET LOCK

Lock your lid. This Universal Helmet Lock secures your helmet through its D-Rings directly to the motorcycle so the helmet can't be dropped or stolen. Easy to use – clicks into the locked position without fumbling with the key while holding the helmet. Mounts to tubes from .875" to 1.25" in diameter, including most handlebars, engine guards or bag guards, so you can select the most-convenient location on your bike. Includes tamper-proof and standard mounting screws so the lock may be permanently or temporarily attached to the motorcycle. Scratch resistant backing won't mar up the motorcycle finish.

.875" to 1.25" diameter tubing.

**92800019** Chrome.

**92800020** Black.

### D. RETRACTABLE CABLE LOCK\*

This multi-purpose retractable cable easily secures your personal items to your motorcycle or solid object, and is small enough to carry in a pocket or backpack. Slip it through a jacket sleeve or a helmet loop and secure to your bike or a fixed object. 3 ft (90 cm) cable length is long enough to secure many different personal items. Compact, lightweight, and easy to use so you never need to leave it at home. 4-digit resettable combination can be personalized so it's easier to remember. Universal fit

**92800018**

### E. HARLEY-DAVIDSON HELMET/JACKET SECURITY CABLE<sup>2</sup>

This handy cable is a great complement to the Harley-Davidson® Helmet Lock. Slide one end through your jacket sleeve or luggage, hook the loops at the end of the cable onto the Helmet Lock and attach it to your bike. And, if your helmet does not have D-rings, you can pass the cable through your helmet's chin piece, loop the ends through your Helmet Lock and lock it to your bike. Now your jacket, luggage and helmet are locked to your bike. When you're finished, it will recoil back to its original length and will slip easily into your pocket. The cable is made from 3mm thick nickel plated steel cable, is only 4.5 inches (11cm) long when coiled, stretches up to 6ft (180 cm) and has a load capacity of 200 lbs (100 kg).


**52200004**




A. DOUBLE LOOPED SECURITY CABLE\*



B. ARMORED CABLE LOCK



C. UNIVERSAL MOUNT HELMET LOCK – CHROME



C. UNIVERSAL MOUNT HELMET LOCK – BLACK



D. RETRACTABLE CABLE LOCK\*



E. HARLEY-DAVIDSON HELMET/JACKET SECURITY CABLE



F. LOCKING H-D DETACHABLES LATCH KIT – CHROME




G. HOLDFAST LOCKING LATCH – CHROME



H. UNIVERSAL SADDLEBAG LOCK KIT



F. LOCKING H-D DETACHABLES LATCH KIT – BLACK



G. HOLDFAST LOCKING LATCH – BLACK



I. LOCKING QUICK-RELEASE WINDSHIELD CLAMP

## GARAGE 723

Motorcycle Locks

### F. LOCKING H-D® DETACHABLES™ LATCH KIT

This unique lock replaces the cam-lock on your Harley-Davidson® Detachables™ accessories, providing additional security and peace of mind when parking your vehicle. Kit includes two extended-reach barrel-style keys for easy access to the lock. Key registration and replacement service is available. Sold in pairs.

Fits all models equipped with detachable Sideplates, Racks and Tour-Pak® Luggage Carriers (except '18-later Softail® models with HoldFast™ racks and uprights or '09-later Touring models equipped with detachable Solo Tour-Pak Rack).

**90300086** Black.

**90300087** Chrome.

### G. HOLDFAST™ LOCKING LATCH

Secure your valuables. This locking system allows you to protect your HoldFast™ Sissy Bar, Luggage Rack or Tour-Pak Mounting Rack from theft, providing security and peace of mind when parking your vehicle. The kit includes (2) keys and (1) locking mechanism

Fits '18-later Softail models equipped with HoldFast detachable Sissy Bar, Luggage Rack or Solo Tour-Pak Mounting Rack.

**52300513** Chrome.

**52300514** Black.

Fits '18-later FLHC, FLHCS and FLDE models equipped with HoldFast detachable Two-Up Tour-Pak Mounting Rack.

**52300518** Chrome.

**52300519** Black.

### H. UNIVERSAL SADDLEBAG LOCK KIT

Keep the contents of your existing soft-sided saddlebags safe from the grab-and-go thief. This unique kit features two extra-small barrel locks that can replace existing saddlebag snaps to perform double duty as locks or as snaps when you don't need to lock your bags. Can be keyed to match your barrel-style ignition key. Sold in pairs.

Fits most soft-sided leather and vinyl saddlebags. Does not fit FLHRC and FLHRS.

**90300003** Keyed To Match.

**90300017** Random Key Code.

### I. LOCKING QUICK-RELEASE WINDSHIELD CLAMP

Protect your investment. This Locking Quick-Release Windshield Clamp secures your windshield from grab-and-run theft, giving you peace of mind when you have to leave your bike unattended. The chrome-plated Locking Clamp replaces one of the Original Equipment windshield clamps, and features a push-button lock with a mini barrel-style key for easy removal. Kit includes one locking clamp and two matching keys.

**57400006** 39mm.

Fits '88-later XL (except '16-later XL1200CX and XL1200X) and '91-'05 Dyna® models (except FXDWG) equipped with Quick-Release style windshields.



**1WARNING:** Remove lock before operating motorcycle. Failure to remove lock could result in death or serious injury.



**2WARNING:** Chain or cable is to be used as a theft deterrent only. Use for towing, lifting or any other purpose could result in death or serious injury.



# 724 GARAGE

Security Systems

## A. H-D® SMART SECURITY SYSTEM – '07-LATER MODELS

The H-D® Smart Security System offers automatic self-arming and hands-free disarming for vehicle electronic security functions for your '07-later Harley® motorcycle. The Hands-Free Fob communicates directly on its own unique and individualized frequency with the Hands-Free Security Module and Antenna. Attach the Hands-Free Fob to your vehicle ignition key ring. As you upright your vehicle or switch the ignition on, the Hands-Free Fob will communicate the Security System "disarm" command allowing you to start your vehicle. After riding your vehicle, park and switch the ignition off with your key. Within 5 seconds the Security System will automatically self-arm, disabling your vehicle starter, ignition and electronic fuel injection (EFI). The Smart Security System includes Hands-Free Security Module (Integrated Security Sensor and Turn Signal Module or Body Control Module), 2 Hands-Free Fobs, Antenna Module, Antenna Harness and Antenna Mount (Dyna® models).

**Also available:**  
**H-D SMART SECURITY SYSTEM HANDS-FREE FOB**  
 Replacement/Additional Hands-Free Fob.

**68926-07**  
 Fits '07-'16 models (except '16 CVO™) equipped with H-D Smart Security System. Requires activation. See your Harley-Davidson® dealer.

**90300111**  
 Fits '17-later XL, Dyna®, Softail®, Touring and Trike models equipped with H-D Smart Security System. Does not fit Japan models. Dealer installation required.

**90300117**  
 Fits '17-'20 XG models equipped with H-D Smart Security System. Requires activation. See your Harley-Davidson dealer.



A. H-D SMART SECURITY SYSTEM – '07-LATER MODELS

## B. H-D FACTORY SECURITY SYSTEM – '06-EARLIER MODELS

Equip your '06-earlier Harley-Davidson® VRSC™, Sportster®, Dyna, Softail or Touring model with the security system designed and approved by The Harley-Davidson Motor Company.

When armed, the Security System disables the starter and ignition while monitoring the electrical system and vehicle motion with adjustable sensitivity. Minor disturbances trigger a momentary warning; major ones, an unbroken thirty-second alarm, after which the Security System returns to monitoring. A distinctive four-way flasher pattern is the alarm signal. An optional self-powered Smart Siren Kit adds a piercing scream that sounds even if the battery cable is cut.

The Security System is armed and disarmed with a remote control waterproof key fob utilizing state-of-the-art rolling code technology. If the key fob is not available, the rider may arm or disarm the system by keying a previously entered personal code on the turn signal switches. Kit includes 1 Key Fob.

**Also available:**  
**REPLACEMENT/ADDITIONAL REMOTE CONTROL WATERPROOF KEY FOB**

**68926-00**  
 Fits '00-'06 models equipped with H-D Factory Security System, North America. Requires activation. See your Harley-Davidson dealer.

**68927-00**  
 Fits '00-'06 models equipped with H-D Factory Security System, International (except Japan). Requires activation. See your Harley-Davidson dealer.

**Also available:**  
**LITHIUM REPLACEMENT BATTERY – 3 VOLT**  
 Long-lasting, replaceable lithium coin-type battery for use in LED Temperature Dipsticks with Lighted LED Readout, Digital Touring Suspension Air Pump P/N 54000033 and Security Hands-Free Key Fob.

**66000107**  
 CR2032 3V Lithium Replacement Battery.



A. H-D SMART SECURITY SYSTEM – '07-LATER MODELS (41000021G & 41000087F SHOWN)



A. H-D SMART SECURITY SYSTEM – '07-LATER MODELS (68200-07A, 68207-07A & 91684-08A SHOWN)



B. H-D FACTORY SECURITY SYSTEM – '06-EARLIER MODELS (68200-00D & 68207-00D SHOWN)

# GARAGE 725

Security Systems

## C. H-D® SECURITY SYSTEM SMART SIREN II

If your bike is equipped with an Original Equipment or accessory H-D® Smart Security System, this Smart Siren provides added security and convenience in one. The Harley-Davidson® Smart Siren II combines the functionality of the smart siren and pager transmitter into one easy-to-install unit. Featuring a built-in back-up power supply, the siren and transmitter functions will continue to operate even if the wires are cut or the vehicle battery is disconnected. When combined with the Pager Receiver II (sold separately), the integrated FM transmitter can warn of tampering up to 1/2 mile away. Smart Siren II features an enhanced sound chamber, a redesigned internal battery access cover and ultra-low power consumption during the standby mode. When activated, the Security System Fob arm and disarm commands are confirmed with a blink feature and '07-later models can be programmed to emit a chirp. Smart Siren II is certified for use in North America.

**Also available:**  
**SMART SIREN BATTERY REPLACEMENT KIT** (not shown)  
 Replacement Battery Kit for Harley-Davidson Factory Security System Smart Siren includes replacement nickel metal hydride battery and instructions.

**69309-10**



C. H-D SECURITY SYSTEM SMART SIREN II

## H-D SECURITY SYSTEMS, NORTH AMERICA

Model Family	Model Year	Security System	Smart Siren II Kit**
VRSC™ (except VRSCF)	2007-2017	68207-07A	68328-06A
VRSCF	2009-2017	91684-08A	68328-06A
VRSC (except VRSCR)	2002-2006	68200-00D	68328-06A
VRSCR	2006	68207-00D	68328-06A
Trike	2009-2013	68200-07A	68328-06A
Touring and Trike	2014-later	41000087F	68328-06A
Touring	2007-2013	68200-07A*	68328-06A
Touring	2002-2006	68200-00D*	68328-06A
Touring	2000-2001	68200-00D*	68317-06A
Dyna®	2012-2017	41000087F	68328-06A
Dyna	2007-2011	68207-07A	68328-06A
Dyna	2004-2006	68207-00D	68328-06A
Dyna	2000-2003	68200-00D	—
Softail®	2011-later	41000021G	68328-06A
Softail (except FXCW/C)	2007-2010	68207-07A	68328-06A
Softail FXCW/C	2008-2010	91684-08A	68328-06A
Softail	2003-2006	68207-00D	68328-06A
Softail	2001-2002	68207-00D	—
XG	2017-2020	41000460	68328-06A
XL	2014-later	41000087F	68328-06A
XL/XR	2007-2013	68200-07A	68328-06A
XL	2004-2006	68200-00D	68328-06A
XXXX	XXXX		68958-07C

\*P/N 88115-03 Bank Angle Switch Kit (sold separately) or Security System P/N 68200-00D or 68200-07A are required for use on 2000-2013 FL Touring models equipped with a TLE/Ultra Sidecar.

\*\*Pager function requires Remote Pager Receiver II P/N 91660-06 or 91672-07 (sold separately).

\*\*\*'17-later XG models require separate purchase of siren mounting bracket P/N 69201473.



# 726 GARAGE

Security & Keys

## A. INTEGRATED SECURITY & LOCKING FLIP FOB

This hands-free fob automatically arms and disarms its electronic security functions as you approach and walk away from the bike. Keyed to match all your bike's locks, the combination fob with fold-away retractable barrel key lets you save room on your key ring and let one device do all the work.

**90300118**

Fits '17 Dyna® and Softail®, and '17-later Touring and Trike models equipped with H-D® Smart Security System. Does not fit Japan models. Key code required when ordering. Dealer installation required.



A. INTEGRATED SECURITY & LOCKING FLIP FOB

## B. KEYED-TO-MATCH INDIVIDUAL REPLACEMENT LOCK PROGRAM

In the past, replacing a lock required the time and expense of re-keying a new lock or replacing all of the locks on your bike. Our Keyed-to-Match Program eliminates that hassle and allows you to order an exact replacement based on your lock's key code, right down to the quality you would expect from a stock Harley-Davidson® lock. Just ask your Dealer to refer to Bulletin Number 658B and they'll take care of your needs – lock, stock and barrel.

## C. KEYED-TO-MATCH CUSTOM KEYS

Custom keys make a statement. Keys can be ordered through your Harley-Davidson Dealer and will be keyed to match your ignition and fork lock and they are delivered in a leatherette gift box.

### 1. Commemorative CVO™ Ignition Key

Hand-polished brass key features a prismatic Bar & Shield logo set in a black field surrounded by Custom Vehicle Operations script. Available to CVO™ vehicle owners only.

**71031-04** Barrel Style.

Fits '91-later models with barrel-style key.

### 2. Skull Ignition Keys

Key features the Harley-Davidson Skull logo in bright nickel with black accents.

**71040-04** Barrel Style.

Fits '91-later models with barrel-style key.



A. INTEGRATED SECURITY & LOCKING FLIP FOB



B. KEYED-TO-MATCH INDIVIDUAL REPLACEMENT LOCK




C. KEYED-TO-MATCH CUSTOM KEYS



D. HARLEY-DAVIDSON SECURITY SYSTEM PAGER RECEIVER II – BATTERY POWERED




E. HARLEY-DAVIDSON SECURITY SYSTEM PAGER RECEIVER II – RECHARGEABLE



F. COTTON WINDSHIELD STORAGE BAG



G. HELMET HANGER – J-HOOK



H. JIFFY STAND COASTER

# GARAGE 727

Security

## HARLEY-DAVIDSON® SECURITY SYSTEM PAGER RECEIVER II

Designed to complement the Smart Siren II, this Pager Receiver can be linked to the vehicle with no additional installation. The Pager Receiver II monitors the Security System operation, and features multi-color LED indicators to display unique codes for arming, disarming and trigger modes. The Range Confirmation Signal (RCS) confirms and displays the signal reception. High-efficiency FM circuitry provides excellent reception, even in buildings and parking garages. Maximum effective range is up to 1/2 mile. The Pager Receiver II features selectable vibration or audible modes. The silent paging mode feature allows selectable programming trigger modes to avoid activating the siren.

## D. PAGER RECEIVER II – BATTERY POWERED

The convenient built-in ultra-bright white LED flashlight helps light the way. The compact, lightweight receiver can be carried in your pocket, or the receiver holster can be clipped to a belt up to 1-3/4" wide. Kit includes receiver, holster and one 3V lithium battery. Operates in conjunction with the Security System Fob and Smart Siren II.

**91660-06**

Fits all models equipped with the Harley-Davidson® Security System Smart Siren II. Certified for use in North America.

## E. PAGER RECEIVER II – RECHARGEABLE

The compact, lightweight receiver can be carried in your pocket or clipped to a belt. Kit includes receiver and UL-listed battery charger (AC-DC with output of DC 4.5V 50mA for North America). Operates in conjunction with the Security System Fob and Smart Siren II.

**91672-07**

Fits all models equipped with the Harley-Davidson Security System Smart Siren II. Certified for use in North America.

## F. COTTON WINDSHIELD STORAGE BAG

This bag is constructed of breathable cotton material and is designed for a scratch-free storage area. The outside of the bag features an embroidered Bar & Shield logo to match the cotton cycle covers.

**95982-98B**

Fits all Harley-Davidson® windshields.

## G. HELMET HANGER

Proudly display your collection of helmets. Harley-Davidson® Helmet Hangers keep your expensive helmet safe and out of the way. Designed to accommodate all types of helmets, these Helmet Hangers allow air to circulate inside to keep the liner fresh and dry. The rigid steel hooks feature a durable e-coated surface and soft rubber edges to protect the finish of the helmet. The wall-mount J-Hook design can be secured to a trailer wall, garage wall or most any flat surface. The universal S-Hook design hangs on doors, cubicle walls and closet rods.

**93100034** J-Hook.

## H. JIFFY STAND COASTER

Designed for use beneath the jiffy stand, this polypropylene coaster prevents the stand from sinking into soft surfaces such as dirt, asphalt and grass.

**94647-98**

Fits motorcycles equipped with a sidestand.



# H-D® BATTERY CHARGERS

These new H-D® chargers are designed to do more than just charge your H-D® motorcycle battery. These chargers will effortlessly charge multiple battery voltages (6 and 12 volt) with chemistries such as flooded, gel, AGM and Lithium. You can also charge different types of batteries such as deep-cycle, marine, powersport and more. The chargers are completely automatic. You can leave these chargers plugged in 24/7 with no worries of overcharging. Best of all there is no technical knowledge required. Chargers are designed for use in any climate, altering each charge based on the ambient temperature and providing a more accurate recharge.

## Additional Features

### SMART INDICATORS

H-D Chargers have smart indicators and diagnostics to quickly detect when the battery charger is connected in reverse polarity, connected to an incompatible battery, or if the battery is failing. These Chargers provide simple troubleshooting using advanced diagnostics




- Battery Failure
- Reverse Polarity
- High Voltage
- Standby

### ERROR CONDITIONS PROVIDED

- Battery Below Start Voltage
- Reverse Polarity
- Battery Will Not Hold Charge
- Bulk Charge Timeout
- Battery Above Protection Voltage
- Charger Internal Temperature Too High
- Charger Ambient Temperature Too Cold

### BRING BATTERIES BACK TO LIFE

- Auto Desulfation mode
- Auto Detection mode
- Auto Repair mode

	SMART INDICATORS	ERROR CONDITIONS PROVIDED	BRING BATTERIES BACK TO LIFE
1AH DUAL-MODE		✔	✘
2AH DUAL-MODE		✔	✘
5AH DUAL-MODE		✔	✔



A. 1 AMP DUAL-MODE BATTERY CHARGER



B. 2.0 AMP DUAL-MODE BATTERY CHARGING STATION



C. 5.0 AMP DUAL-MODE BATTERY CHARGER

### A. 1 AMP DUAL-MODE BATTERY CHARGER

This fully-automatic Harley-Davidson® Dual-Mode Battery Charger is ideal for short- or long-term motorcycle battery charging needs. Selectable charge options provide optimal charging for Harley-Davidson™ Lithium LiFe or AGM Lead-Acid batteries. Can be used to charge 12 volt and 6 volt batteries. Can be used with existing Harley-Davidson™ battery charging cords - no additional charging cords needed. Maximum charge rate of 1 amp. Harley-Davidson tested and validated. Backed by a 5-year limited warranty.

**66000304**

For use within the United States, Canada, Mexico and South America

**66000308**

For use within Europe, Middle East and Asia

**66000305**

For use within the United Kingdom

**66000307**

For use within Australia

**66000306**

For use within Japan

### B. 2.0 AMP DUAL-MODE BATTERY CHARGING STATION

Keep all your bikes fully charged and ready to ride. This fully-automatic 4-bank Harley-Davidson® Dual-Mode Battery Charger is perfect for short- or long-term motorcycle battery charging needs. 4-bank charging station can charge and maintain up to 4 batteries at once. Selectable charge options provide optimal charging for Harley-Davidson™ Lithium LiFe or AGM Lead-Acid batteries. Can be used to charge 12 volt and 6 volt batteries. Can be used with existing Harley-Davidson™ battery charging cords - no additional charging cords needed. Maximum charge rate of 2 amp. Harley-Davidson tested and validated. Backed by a 5-year limited warranty

**66000319**

### C. 5.0 AMP DUAL-MODE BATTERY CHARGER

This fully-automatic Harley-Davidson® Dual-Mode Battery Charger is perfect for short- or long-term motorcycle battery charging needs. Selectable charge options provide optimal charging for Harley-Davidson™ Lithium LiFe or AGM Lead-Acid batteries. Can be used to charge 12 volt and 6 volt batteries. Can be used with existing Harley-Davidson™ battery charging cords - no additional charging cords needed. Features repair mode for AGM batteries. Maximum charge rate of 5.0 amp. Harley-Davidson tested and validated. Backed by a 5-year limited warranty .

**66000309**

For use within the United States, Canada, Mexico and South America

**66000313**

For use within Europe, Middle East and Asia

**66000310**

For use within the United Kingdom

**66000312**

For use within Australia



# 730 GARAGE

## Charging Accessories

### A. HOG® BOOSTER PORTABLE BATTERY PACK

Think of it as a kick start for your weak battery. This lightweight, compact lithium powered battery pack is ready and waiting to jolt your battery back to life. Small enough to fit in your saddlebag or backpack, this 1000 amp portable battery pack will restart your motorcycle in seconds. The HOG® Booster easily connects to your motorcycle battery with high-quality alligator clamps, and the sparkproof and reverse polarity protected connections help protect your bike's electrical system.

The HOG Booster's internal lithium battery can be recharged anywhere—from a wall outlet using your cell phone charging block, from your computer's USB port or from a 12V power outlet (with the included adaptor). A fully charged HOG Blaster will start up to 20 dead batteries. HOG Booster can also power and charge USB devices like cell phones and cameras to keep you in touch while on the road. The HOG Blaster also features a built-in 100 lumen flashlight with high, low and strobing SOS modes so you have a light source when you need it.

Complete kit includes HOG Booster unit, high-quality alligator clips and cables, 12V/cigarette lighter adaptor, handy storage bag and easy-to-read instruction manual.



A. HOG BOOSTER PORTABLE BATTERY PACK



Technical Data:  
 Internal Battery = Lithium Ion  
 Peak Current Rating = 1000A  
 Joules = 7000J  
 Micro USB (Input) = 5V, 2.1A  
 USB (output) = 5V, 2.1A  
 Weight = 2.4 lbs.  
 Flashlight Lumens = 100  
 USB Charger Rating = .5A–12 hrs; 1A–6 hrs; 2A–3 hrs.

**66000130** For US and Canada markets.  
**66000147** For Europe, Middle East, Africa, Asia Pacific markets.

### B. BATTERY BOOSTER TRAVEL CASE

This durable and rugged case will make it easy to transport and protect your Harley-Davidson Booster Portable Battery Pack wherever your travels will take you. Designed for Booster Portable Battery Pack P/N 66000130 or 66000147 (sold separately).

**66000347**



B. BATTERY BOOSTER TRAVEL CASE



C. BATTERY CHARGING HARNESS WITH LED CHARGE INDICATOR

### C. BATTERY CHARGING HARNESS WITH LED CHARGE INDICATOR

This Battery Charging Harness features an integrated LED indicator light that illuminates when your battery voltage drops to a level that requires charging. Just attach the ring terminals to your battery and route the harness for easy access to the plug connector. When the LED glows, it's time to connect the bike to a Harley-Davidson® Battery Charger. Compatible with all Harley-Davidson Battery Chargers, the harness features in-line 7.5 amp fuse protection, and the plug connector is protected with a weather-shield cap when not in use.

**66000005**  
 For use with Harley-Davidson 12-volt batteries.

### D. BATTERY CHARGING HARNESS

Heavy-duty Battery Charging Harness with ring terminals and in-line 7.5 amp fuse protection for attachment to a Harley-Davidson 12-volt battery. The wiring harness utilizes a plug connector that is compatible with all Harley-Davidson Battery Chargers equipped with black connectors. The ring terminals are attached to the battery with the harness routed to allow access for the plug connector attachment to a H-D® Battery Charger. The harness plug connector is protected with an attached weather-shield cap when not in use.

**94624-97B**  
 For use with Harley-Davidson 12-volt batteries.



D. BATTERY CHARGING HARNESS



E. BATTERY CHARGING EXTENSION LEAD

### E. BATTERY CHARGING EXTENSION LEAD

Low-loss leads feature the same quick-disconnect 2-prong plugs as found on the charger unit and the available charging harnesses.

For use with most Harley-Davidson Battery Chargers.

**99821-09** 12.5'  
**99828-09** 25'

# GARAGE 731

## Batteries

### F. LITHIUM LIFE BATTERIES

Power up with lithium Life battery technology, offering unequalled cranking power and a significant weight reduction over an AGM lead acid battery. Quality and performance backed by a 5-year limited warranty. A drop-in replacement for the Original Equipment battery with no fit adaptor or foam blocks required. Up to twice the life span of AGM lead acid battery\*. When disconnected from the motorcycle a lithium battery will maintain its charge without maintenance for up to 12 months. The internal solid-state Battery Management System automatically detects over/under charging for more-reliable starting performance and protects the battery from deep discharge, over voltage and over temperature. For optimal charging, use a Harley-Davidson® Dual Mode Battery Charger (sold separately).

\*Follow storage instructions for optimal service life  
 Note: Lithium batteries are not for everyone as they differ from AGM in terms of powering certain accessories or bikes that have been heavily modified from stock configurations. Be sure to ask your H-D dealer if a Lithium battery is right for your application and use.

**66000301** 4AH  
 Fits '15-later XG, '04-later XL and '08-'13 XR models.  
**66000302** 7AH  
 Fits '07-'17 VRSC™ (except '07 VRSCR), '97-'03 XL, '97-'17 Dyna®, '97-later Softail® models.  
**66000303** 8AH  
 Fits '04-later Touring and '09-later Trike models



F. LITHIUM LIFE BATTERIES

### G. H-D® AGM BATTERIES

Fits '07-'17 VRSC (except '07 VRSCR), '97-'03 XL, and '97-'17 Dyna and '97-later Softail models. Also fits Buell® S1, S3/T, M2, and X1 models.

**65989-97E** Dual (Top and Side) Terminal Design.  
**66000207A** International.

Fits '97-later Touring and '09-later Trike models.  
**66010-97E** Dual (Top and Side) Terminal Design.  
**66000212A** International.

Fits '15-later XG, '04-later XL and '08-'12 XR models. Also fits Buell 1125R/CR models.

**65958-04C** Dual (Top and Side) Terminal Design.  
**66000208A** International.

Fits '02-'06 VRSC and '07 VRSCR models. Also fits Buell XB and Blast models.

**65948-00C**  
**66000206A** International.

Fits '77-'78 XLCR, '79-'96 XL, '73-'94 electric start FX and FXR, '99-'00 FXR and '84-'90 Softail models. Replaces P/Ns 65991-82A and 65991-75C. Also fits Buell S2/T Thunderbolt™ models.

**65991-82B**  
**66000209** International.

Fits '80-'96 FLHR, FLHT and FLT Touring models.  
**66010-82B**  
**66000210** International.

Fits '91-'96 Dyna and Softail models  
**65989-90B**  
**66000211** International.

NOTE: Battery dimensions of Harley-Davidson AGM Batteries P/N 65989-97C, 65989-90B and 65991-82B may not allow use of accessory side covers on XL and Dyna models.

### CONVENTIONAL BATTERIES\* (not shown)

**66006-29F** 6V.  
 Fits '64-earlier FL and '63-earlier GE models.



G. H-D AGM BATTERIES

Motorcycle batteries built and rigorously tested to Harley-Davidson's exacting requirements. H-D® AGM battery ratings are determined by the strict regulations and testing of the Battery Council International.

**! WARNING:** Battery posts, terminals and related accessories contain lead compounds, chemicals known to the State of California to cause cancer and birth defects.

**Also available:**  
**H-D® ELECTRICAL CONTACT LUBRICANT**  
 Ideal for use on multi-pin connectors, bulb bases and battery terminals, this specially formulated Electrical Contact Lubricant offers excellent film strength that is resistant to water (including salt water). Safe for use on tin, nickel, copper, brass, gold and silver contacts, and the formula is compatible with electrical connector plastics and elastomers.

**11300004** 1 oz (28 g) Tube.



## 732 GARAGE

Tools

### A. ALL-IN-ONE FOLDING TOOL

This kit is the ideal traveling companion. This compact folding tool is equipped to perform the basic on-the-road service functions on most late-model Harley-Davidson® motorcycles. Large comfortable handle with a soft grip adds leverage, and holds the foldaway tools. Tool selection: Torx® bits – T27, T40; Hex Bits – 3/32", 1/4", 3/8"; Screwdriver Bits – Phillips, slotted; Open end wrenches (2) – 9/16", 1/2", 10mm. Kit includes nylon pouch with hook-and-loop closure and Bar & Shield logo.

#### 94435-10

Fits '02-later models (except VRSC™, XG RA1250 and RA1250S models).

### B. 8-IN-1 SCREWDRIVER

Ideal tool for most of the screws on H-D® products. The unique 8-in-1 design conveniently stores all fittings within handle. Included are #40, 30, 27 and 25 Torx, #2 and 3 Phillips and 2 slotted driver bits. Quality engineered by Snap-On® with lifetime guarantee against breakage.

#### 94669-00

### C. COMBINATION AXLE WRENCH

Individual combination front and rear axle wrenches available for your model.

#### 94697-08 .9375" & 36mm.

Fits '08-'17 Dyna®, '08-later Softail® and Touring models.

### D. SHOCK ADJUSTMENT SPANNER

The Universal Spanner is small enough to carry in a H-D Tool Kit, and is designed to adjust the spring load on all mechanically adjustable H-D rear shock absorbers.

#### 94448-82B

For use on models with mechanically adjustable H-D rear shock absorbers. Does not fit XG500, XG750, XR, '16-later XL, XL models equipped with Premium Emulsion Shocks P/N 54000076, 54000077 or Dyna models with Premium Emulsion Shocks P/N 54000066.

### E. BELT TENSION TESTER TOOL


Use to check tension on secondary belt.

#### 40006-85

### F. STAINLESS STEEL TRAYS WITH MAGNETIC BASE

Convenient storage tray with a magnetic base secures small metallic parts during maintenance. Use it horizontally, vertically or upside down. The magnetic base is covered with a protective coating to prevent damage to surface finishes.

#### 94793-01 6" Diameter.



A. ALL-IN-ONE FOLDING TOOL



B. 8-IN-1 SCREWDRIVER



C. COMBINATION AXLE WRENCH



D. SHOCK ADJUSTMENT SPANNER



E. BELT TENSION TESTER TOOL



F. STAINLESS STEEL TRAYS WITH MAGNETIC BASE

## GARAGE 733

Tools

### G. HARLEY-DAVIDSON® PREMIUM TOOL KIT

This Premium Harley-Davidson® branded Tool Kit features all the tools you need for common maintenance on your motorcycle. The heavy-duty tools are conveniently secured in a hinged carrying case, and lock in place for simple organization. Tools feature large, easy-to-read size indicators, and are stamped with the classic Harley-Davidson script. Lifetime warranty.

#### 64-Piece Kit includes:

- 1 – Quick-Release Ratchet (3/8" Drive)
- 1 – 3" Extension (3/8" Drive)
- 1 – 6" Extension (3/8" Drive)
- 1 – Universal Joint (3/8" Drive)
- 11 – SAE Deep Sockets 3/8" – 1" (3/8" Drive)
- 8 – Metric Deep Sockets 10mm – 17mm (3/8" Drive)
- 1 – Spark Plug Socket 5/8" (3/8" Drive)
- 6 – Hex Sockets 1/8" – 3/8" (3/8" Drive)
- 6 – Torx® Sockets T25-T50 (3/8" Drive)
- 2 – Spinner Handle (1/4" Drive) with Adaptor
- 6 – Bits (Slotted, Phillips, Torx)
- 9 – SAE Combination Wrenches 1/4" – 3/4"
- 8 – Metric Combination Wrenches 8mm – 17mm
- 1 – Diagonal Pliers – 7"
- 1 – Slip Joint Pliers – 8"
- 1 – Needle Nose Pliers – 8"

#### 14900033

### H. HARLEY-DAVIDSON/SNAP-ON® TOOL KITS

These tool kits were developed specifically for Harley-Davidson by Snap-On® to perform the most functions with the least amount of tools and weight. Provides all the right tools, without compromising quality or damaging your motorcycle's hardware. Lifetime warranty.

#### H-D®/Snap-On Compact Tool Kit

Designed to provide the most tools in the least amount of space, this tool kit rolls into a compact pouch for easy transport.

#### 94684-00A

For use with '00-later models (except VRSC™, XG and FXR4).

### I. HARLEY-DAVIDSON TOOL KIT

This is the ideal carry-along tool kit for your Harley-Davidson motorcycle. The kit was developed to perform most service functions and weigh as little as possible to keep your load light.

#### 94819-02

For use with '86-later XL, '08-'13 XR, '99-'17 Dyna®, and '99-later Softail, Touring, and Trike models.

### J. TOOL KIT FOR VRSC™ MODELS

Designed specifically for the V-Rod® motorcycle, this is the ideal carry-along tool kit for your VRSC™ model. The kit includes the metric tools required to perform most service functions with the least amount of carrying weight.

#### 94820-02

For use with '02-'17 VRSC models.

### K. HARLEY-DAVIDSON TOOL KIT

Provides tools necessary for external service and maintenance of your vehicle.

#### 14900127

For use with '21-later Revolution Max models.



G. HARLEY-DAVIDSON PREMIUM TOOL KIT



H. H-D/SNAP-ON COMPACT TOOL KIT ('00-LATER MODELS SHOWN)



I. HARLEY-DAVIDSON TOOL KIT



J. TOOL KIT FOR VRSC MODELS



K. TOOL KIT FOR PAN AMERICA MODELS



# 734 GARAGE

## Air Filters

### A. HARLEY-DAVIDSON® ORIGINAL EQUIPMENT AIR FILTER ELEMENTS

Late-model pleated paper type elements with aluminum back plates.

#### 29400078

Fits '15-'20 XG models (except XG750A).

#### 29331-04

Fits '04-'13 XL models with oval air cleaner assembly.

#### 29400015

Fits '14-later XL models with round air cleaner cover.

#### 29377-08

Fits '08-'12 XR models.

#### 29437-01A

Fits '02-'17 VRSC™ models.

#### 29400042

Fits '99-'06 carbureted Twin Cam equipped models, '01-'15 EFI Softail® (except '08-'11 FLSTSB, '11-later FXS, '12-later FLS and '13-later FXDB) and '02-'07 EFI Touring and Dyna® models.

#### 29633-08

Fits '08-'13 Touring and Trike models.

#### 29400267

Fits '18-later FLFBS, FLHCS, FXBRS and FXFBS and '17-later CVO™ Touring models with Milwaukee-Eight® engine and ventilator air cleaner.

#### 29400248

Fits '18-later Softail® models (except FLFBS, FLHCS, FXBBS, FXBRS, FXFBS and FXLRS).

#### 29400045

Fits '16-'17 Softail (except FLSTFBS) and '14-'16 Touring and Trike models.

#### 29400212

Fits '17-later Touring and Trike models with Milwaukee-Eight engine and wedge-shaped air cleaner.

#### 29191-08

Fits '08-'15 Dyna models with teardrop air cleaner.

#### 29314-08

Fits '13-later FXDB, '12-'15 FLS, '08-'11 FLSTSB and '11-'13 FXS models.

#### 29509-06

Fits '06-'10 FLHTCUSE models.

#### 29462-99

Fits '99-'01 EFI Twin Cam models (except '01 Softail).

#### 29291-95

Fits '95-'99 Evolution® 1340 models with electronic fuel injection (EFI).

#### 29259-91A

Fits '91-'95 Evolution 1340-equipped Dyna, FXR, Softail, and Touring models.

#### 29331-96

Fits '88-'03 Evolution XL models.

#### 29259-86

Fits '86-'89 Evolution 1340 models.

#### 29325-95A

Fits '95-'03 Evolution XL and 1340 models. (International models only. See your Dealer.)

### B. SCREAMIN EAGLE AIR FILTERS

#### 1. SCREAMIN EAGLE® HIGH-FLOW AIR FILTER – ROUND

This washable and reusable filter is a direct replacement for the original equipment filter and provides the same air flow performance as the original equipment.

#### 29400020

Fits '21-later RA1250, RA1250S and RH1250S models.

#### 2. SCREAMIN EAGLE® HIGH-FLOW AIR FILTER – HOMEPLATE

This washable and reusable filter provides 5 percent more air flow to the engine compared to the original equipment filter.

#### 29400426

Fits '21-later RA1250, RA1250S and RH1250S models.

#### 3. SCREAMIN EAGLE® EXTREME-FLOW AIR FILTER – PAN AMERICA™

This washable and reusable filter is specifically designed for off-road environments with off-road specific filter media. Provides 9 percent more air flow to the engine compared to the original equipment filter to allow the engine to breathe in all types of riding conditions. Clean, dry, and re-oil to reuse

#### 29400427

Fits '21-later RA1250 and RA1250S models.



A. HARLEY-DAVIDSON ORIGINAL EQUIPMENT AIR FILTER ELEMENTS



A. XR1200 AIR FILTER ELEMENT



A. VRSC AIR FILTER ELEMENT



B. SCREAMIN EAGLE AIR FILTERS



B. SCREAMIN' EAGLE HIGH-FLO K&N AIR FILTER ELEMENT



Also available in Black

Also available in Black

B. SCREAMIN' EAGLE HIGH-FLO K&N AIR FILTER ELEMENT – HEAVY BREATHER



B. SCREAMIN' EAGLE HIGH-FLO K&N AIR FILTER ELEMENT – HEAVY BREATHER

# GARAGE 735

## Air Filters

### B. SCREAMIN' EAGLE® HIGH-FLO K&N® AIR FILTER ELEMENT

K&N® replacement air filters are engineered to improve airflow for increased horsepower and quicker acceleration. K&N filters provide excellent filtration, and because they are washable and reusable, you can clean the filter whenever conditions demand. Designed as direct replacements for specified fitments.

NOTE: These washable and rechargeable filters use a special coating to help filter fine particles from the incoming air. With time, the oil in the filter will dissipate and the element will begin to turn gray. Clean the surface and renew the original red color with an application of K&N Air Filter Care products.

**1. 29400020** High-Flow–Multi-fit. Fits '07-later XL, '99-'07 Dyna®, '00-'15 Softail® and '99-'07 Touring models equipped with High-Flow Air Cleaner Kits. Replacement for P/N 29442-99E.

**1. 29400358** High-Flow – Multi-fit. Fits '18-later Softail and '17-later Touring and Trike models equipped with round High-Flow Air Cleaner P/N 29400355 or 29400356.

**2. 29400021** High-Flow–Dyna. Fits '08-'17 Dyna models equipped with High-Flow Air Cleaner Kit. Replacement for P/N 29385-08.

**3. 29400019** High-Flow–Touring. Fits '16-'17 Softail and '08-'16 Touring and Trike models equipped with High-Flow Air Cleaner Kit. Replacement for P/N 29244-08.

**4. 29400247** High-Flow – Wedge. Fits '17-later Touring and Trike models equipped with Wedge High-Flow Air Cleaner Kit P/N 29400245 or 29400246.

**5. 29400065** Extreme Billet. Fits '15-later XG, '16-'17 Softail® and '08-'16 Touring and Trike models equipped with Extreme Billet Agitator and Chisel Air Cleaner Kits.

**5. 29400118** Extreme Billet & Rail. Fits '07-later XL, '08-'17 Dyna and '08-'15 Softail and models equipped with Extreme Billet Chisel and Agitator or Rail Collection Air Cleaner Kits.

**5. 29400359** Extreme. Fits '18-later Softail and '17-later Touring and Trike models equipped with round High-Flow Air Cleaner P/N 29400357.

**6. 29400109** Burst Collection. Fits '08-'17 Dyna and Softail models, '08-'16 Touring and Trike models equipped with Burst Collection Air Cleaner Kits.

**7. 29400022A** Ventilator–Multi-fit. Fits models equipped with Twin-Cam Ventilator and Extreme Billet Ventilator Performance Air Cleaner Kits. Replacement for P/N 29670-09.

**8. 29400293** Ventilator. Fits '18-later Softail, '17-later Touring and Trike models equipped with Ventilator Air Cleaner P/N 29400298 or 29400299.

**9. 29424-05B** Heavy Breather–Multi-fit, Chrome. Fits models equipped with Heavy Breather Kit P/N 29098-09, 29299-08, 29080-09 or 29264-08.

**9. 29702-08B** Heavy Breather–Touring, Chrome. Fits models equipped with Heavy Breather Kit P/N 29006-09B, 29253-08B, 29000065 or 29400105.

**9. 29400297** Heavy Breather–Touring, Black. Fits '16-'17 FXDLS and models equipped with Heavy Breather Kit P/N 29006-09B, 29253-08B, 29000065 or 29400105.

**10. 28714-10** Heavy Breather–Compact, Chrome. Fits '08-'16 Touring and Trike models equipped with Compact Heavy Breather Kit P/N 28716-10A.

**11. 29400141** Heavy Breather Elite, Chrome. Fits models equipped with Screamin' Eagle® Heavy Breather Elite Performance Air Cleaner Kit P/N 29400172 and 29400173.

**11. 27300139** Heavy Breather Elite, Black. Fits Replacement air filter for models equipped with Screamin' Eagle Heavy Breather Elite Performance Air Cleaner Kit P/N 29400285.

**12. 29400276** Heavy Breather, Black. Fits '18-later Softail, '17-later Touring and Trike models equipped with Heavy Breather Air Cleaner P/N 29400263 or 29400264.

**13. 29400275** Heavy Breather, Chrome. Fits '18-later Softail, '17-later Touring and Trike models equipped with Heavy Breather Air Cleaner P/N 29400263 or 29400264.



# 736 GARAGE

Spark Plugs

## A. SCREAMIN' EAGLE® PERFORMANCE SPARK PLUGS

Screamin' Eagle® Spark Plugs feature double platinum coating for superior erosion resistance and extended life. The "V" trimmed ground electrode reduces shrouding of the flame front to promote flame propagation, and the fine wire center electrode enhances startups and ignitability. Screamin' Eagle Plugs feature Ribbed Core Technology (RCT) that provides resistance to fouling, and are designed with Original Equipment-style noise suppression to prevent electrical interference with radios and CB communication equipment. Works great in racing applications where rich air/fuel conditions are required. Unique style with Screamin' Eagle logo. Sold in pairs.

### Standard Compression Applications

Designed for modified engines including performance carburetors, high-flow air cleaners, camshafts, exhaust systems and ignition systems in conjunction with stock compression ratios.

**31600106** Standard Compression Applications. Fits '99-'17 Twin Cam-equipped models, and '86-later Evolution® Sportster® 883, 1100 and 1200 models.

**31600085** Standard Compression Applications. Fits '15-'20 XG models and '17-later Milwaukee-Eight® engine equipped models.

### High Compression Applications

These plugs are designed for high-performance applications involving modifications in high-flow air cleaners, camshafts, exhaust, performance heads, ignition components, higher compression ratios above Original Equipment configurations or engines specific for racing applications.

**31600105** High Compression Applications. Fits '99-'17 Twin Cam-equipped models. '86-later XL and XR and Evolution® 1340 models equipped with Screamin' Eagle Performance Cylinder Heads.

## B. HARLEY-DAVIDSON® GOLD SPARK PLUGS

A special thread and shell coating ensures quick and easy removal from aluminum heads and resists corrosion. A gold palladium insert extends life and improves resistance to corrosion. The tapered tip provides better spark exposure to air/fuel mixture and allows the mixture to flow more easily through gap area for maximum combustibility. Fouling resistance is improved with smaller diameter center electrode wire and insulator tip. Plus, a copper-cored ground electrode runs cooler for extended life.

**32365-04** (6R12G) Fits '86-later XL and '99-'17 Twin Cam-equipped models or use in place of No. 6R12.

**32367-04** (5R6AG) Fits later '78-'84 Shovelhead and '84-'99 Evolution 1340-equipped models or use in place of Nos. 5R6A and 5RL.

**27794-08** (10R12X) Fits '08-'12 XR models.

## C. HARLEY-DAVIDSON ORIGINAL EQUIPMENT SPARK PLUGS

**32335-04** (10R12A) Fits '02-'17 VRSC™ models.

**31600012** (6R10) Fits '15-'20 XG models and '17-later Milwaukee-Eight engine equipped models.


**32342-04** (5R6A) Fits later '78-'84 Shovelhead and '84-'99 Evolution 1340-equipped models.

**32362-04A** (6R12) Fits '86-later Evolution-equipped XL models and '99-'17 Twin Cam-equipped models.

**32338-04** (4R5) Fits '71-'85 Sportster.

**32336-04** (4R) Fits '54-'56 KH, '57-'70 XL-900, '71-'85 Iron Sportster and '48-'74 FX and FLH models.

**32337-04** (3-4) Fits '48-'74 FLH/FX.



A. SCREAMIN' EAGLE PERFORMANCE SPARK PLUG



B. HARLEY-DAVIDSON GOLD SPARK PLUGS



C. HARLEY-DAVIDSON ORIGINAL EQUIPMENT SPARK PLUGS

# GARAGE 737

Brake Pads

## D. H-D® ORIGINAL EQUIPMENT BRAKE PADS

### Front

**41300169** Front. Fits '16-'20 XG models (Left Side on XG750A).

**41300196** Front. Fits '17-'20 XG750A models (Right Side).

**42897-08** Front. Fits '08-'17 VRSC™ models.

**42897-06A** Front. Fits '06-'07 VRSC models.

**41300004** Front. Fits '14-later XL models.

**42831-04A** Front. Fits '04-'13 XL models.

**42739-08** Front. Fits '08-'13 XR models.

**46363-11** Front. Fits '12-'17 Dyna® and '11-'14 Softail® (except Springer™) models.

**41300102** Front. Fits '15-later Softail models.

**44082-08** Front. Fits '08-'11 Dyna and '08-'10 Softail (except Springer) models.

**41854-08** Front. Fits '08-later Touring and '08-'13 and '19-later Trike (includes '20-later FLHTCUTGSE) models.

**44063-83D** Front. Fits '84-'99 XL, '84-'86 FX, '84-'99 FXR, '91-'99 Dyna, '00-later Springer, '84-'99 Softail and '84-'99 FLHR, FLHT and FLT models.

**41300027** Front. Fits '14-'18 Trike models.

### Front & Rear

**41300072** Front/Rear. Fits '15 XG models

**44082-00E** Front/Rear. Fits front and rear brakes on '00-'05 VRSC, '00-'03 XL and '00-'07 Dyna, Softail and Touring models (except front brakes on FXSTS and FLSTS Springer). Does not fit '06-'07 rear brakes on FLSTFSE, FXST, FXSTB and FXSTS models.

### Rear

**41300161** Rear. Fits '16-'20 XG models.

**42850-06B** Rear. Fits '06-'17 VRSC models.

**41300053** Rear. Fits '14-later XL models.

**42029-07** Rear. Fits '07-'13 XL models.

**42836-04A** Rear. Fits '04-'06 XL models.

**42310-08** Rear. Fits '08-'13 XR models.

**41300197** Rear. Fits '18-later Softail models.

**42298-08** Rear. Fits '08-'17 Dyna and Softail models.

**44209-87D** Rear. Fits later '87-'99 XL, FXR, Softail and '91-'99 Dyna models.

**41852-08B** Rear. Fits '08-later Touring models. Does not fit Trike models.

**43957-86F** Rear. Fits '86-'99 FLHR, FLHS, FLHT and FLT models.

**41300033** Rear. Fits '14-'18 Trike models.

**83911-09B** Rear. Fits '09-'13 Trike models.

**41300214** Rear. Fits '19-later Trike models.



D. H-D ORIGINAL EQUIPMENT BRAKE PADS



# 738 GARAGE

Tire Accessories

## A. MOTORCYCLE TIRE PRESSURE MONITORING SYSTEM

Proper tire pressure is critical to the operation of your motorcycle. The Harley-Davidson® Tire Pressure Monitoring System (TPMS) takes the hassle out of monitoring your vehicle's front and rear tire pressure manually. The TPMS alerts the rider to low tire pressure as soon as the vehicle is started. While riding, receive low-pressure alerts via your H-D™ Speedo/Tach or via the H-D Connect™ mobile app.

### 42300124A

Fits '20-later Touring models (except Japan) equipped with Original Equipment or Accessory wheels that accept a TPMS sensor.

## B. TIRE PRESSURE GAUGE AND FILL VALVE

Simplify checking the air pressure level and filling the tires on your motorcycle. This Tire Pressure Gauge features an 18" flexible hose and 2-way air chuck with both a 45° fill port and a unique side fill port that provides easy straight-in access to hard-to-reach motorcycle valve stems. The dual-range instant-read gauge measures pressures from 0-60 psi and 0-400 kPa, and is protected from impact and abrasion by a thick rubber collar. Designed to fit an air compressor with a standard 1/4" quick-disconnect coupler, this gauge allows you to check the pressure and fill the tire without removing the chuck from the tire. Just apply the chuck to the valve stem, read the pressure and add air by depressing the comfortable trigger lever. And for checking tire pressure on the road, you can use this tool like any standard tire gauge.

### 12700096A

## C. COMPACT AIR COMPRESSOR WITH LIGHT

Correct tire pressure is crucial to safe operation and long tire life, but checking the pressure, finding a gas station with a working air pump and filling the tire is a chore that many of us ignore. The Compact Air Compressor is designed to simplify this necessary procedure. The compact, lightweight 12V pump is designed for life on the road. The all-in-one pump plugs into your bike's battery charging harness, and features a built-in 0-160 psi pressure gauge and bright LED work light. The 11' air hose and 6' fuse-protected power cord easily reach the front and rear wheels, and are stored in convenient compartments when not in use. The lightweight pump features durable, impact-resistant construction, and is small enough to fit easily in a saddlebag or strap-on luggage. Kit includes pump, valve stem extension and nylon carrying bag.

### 12700020



A. MOTORCYCLE TIRE PRESSURE MONITORING SYSTEM



B. TIRE PRESSURE GAUGE AND FILL VALVE



C. COMPACT AIR COMPRESSOR WITH LIGHT



D. VALVE STEM EXTENSION



E. COMPACT TIRE GAUGE AND TREAD DEPTH INDICATOR



E. COMPACT TIRE GAUGE AND TREAD DEPTH INDICATOR WITH STAINLESS STEEL LEAD



F. DIGITAL TIRE PRESSURE GAUGE



G. TIRE GAUGE AND TREAD DEPTH INDICATOR WITH EMBOSSED LEATHER POUCH

# GARAGE 739

Tire Accessories

## D. VALVE STEM EXTENSION

Sometimes there's just not enough space around the tire's valve stem for the gas station air chuck and hose to reach. Brake rotors, sprockets and saddlebags get in the way and keep the air chuck from making an airtight seal. When that happens, this Valve Stem Extension provides easy access. Simply screw the extension in place on the stem, fill the tire to the proper pressure, remove the extension and replace the valve stem cap. Then toss the extension in your saddlebag or tool roll for the next time.

### 42300009

## E. COMPACT TIRE GAUGE AND TREAD DEPTH INDICATOR

Combination dial air pressure and tread depth gauge provides easy access to the valve stem. A durable internal diaphragm provides accurate air pressure readings with a dual range indicator for 0-60 psi and 0-400 kPa readings. The pressure relief valve is activated by a push button to eliminate inner gauge air pressure after use. The integrated tire tread depth gauge features a dual-range color-coded indicator, calibrated in 1/32" (0-14/32") and millimeters (0-11mm), for monitoring tread wear. A protective rubber boot covers the housing to protect the gauge from impact and abrasion.

### 75008-02A Compact.

### 75137-98B

Compact with braided stainless steel lead.

## F. DIGITAL TIRE PRESSURE GAUGE

Back-lit Digital Tire Pressure Gauge is easy to read at any time of day. Providing accurate pressure readings in 0.50 psi increments up to 60 psi. Scale can be changed to read psi, bar, Kg or kPa pressure with the touch of a button. This versatile gauge features a 12" braided line and 90 degree angle chuck for easy access to valve stems, and a tough rubber jacket to protect the gauge from damage. Batteries are included.

### 75158-10

## G. TIRE GAUGE AND TREAD DEPTH INDICATOR WITH EMBOSSED LEATHER POUCH

Chrome-plated steel gauge housing with Harley-Davidson script and 90 degree air chuck. Dual range indicator for air pressure and tire tread depth readings. Calibrated for 10-50 psi and 0-32/32" tread depth readings. Rotate the indicator shaft 90 degrees in the housing for 70-345 kPa and 0-30mm tread depth readings. Complete with a Bar & Shield logo embossed leather pouch.


### 75110-98B



# DUNLOP® • HARLEY-DAVIDSON®

Since 1984, Dunlop® Tires has provided Original Equipment and service replacement tires for Harley-Davidson® motorcycles. Dunlop is recognized as the world-leader in motorcycle tire design, engineering and manufacturing excellence.

## DUNLOP® HARLEY-DAVIDSON® TIRE SERIES



Dunlop D407T and D401T tires feature MT Multi-Tread™ technology that pairs a long-wearing center compound with a high-grip side compound for improved ride, handling and tread life.

Refer to [H-D.com/shop](http://H-D.com/shop) for tire fitments or see your Dealer.

DUNLOP • HARLEY-DAVIDSON  
D408F TOURING TIRE



### DUNLOP® • HARLEY-DAVIDSON® TIRES

#### D407/D407T/D408 TOURING

The D407/D408 tire is constructed for '09-later FL Touring, select Softail® and specific Custom Vehicle Operations™ (CVO™) models and is available exclusively through Harley-Davidson® Dealers. The FL Touring rear tires feature Dunlop's advanced MT Multi-Tread™ technology.

- Tire features bold Harley-Davidson script on the sidewall.
- MT Multi-Tread rear tire incorporates a tough tread compound in the center that runs cooler to provide stability, excellent traction under braking and long life and to each side is a section of lateral-grip compound that enhances traction at higher lean angles for great grip while cornering.
- Reinforced multi-layer tire carcass gives the tire strength for long life and provides stability at highway speeds and maximum lean angles.
- Bold, angled lateral grooves in the tread pattern evacuate water from the contact patch on wet roads.
- The D407/D408 is available in blackwall, slim white and wide white sidewall styles.
- The D407T is only available in blackwall style.



Blackwall

Slim Whitewall



Blackwall

Slim Whitewall

Wide Whitewall

Engraved Wide Whitewall

#### D402 TOURING

Built with a three-ply polyester casing with two fiberglass belts, the D402 offers greater load-carrying capacity and stability.

- Computer-optimized tread profile with offset center groove improves rider confidence over rain grooves and steel-grated bridges, while reducing cupping for even wear.
- The D402 is available in blackwall, slim whitewall, wide whitewall and engraved wide whitewall styles.



Blackwall

Wide Whitewall

Blackwall

Blackwall

#### D401/D401T CRUISER

An advanced tread pattern and specifically formulated compound deliver outstanding grip in wet or dry weather and provide long tire life.

- D401 tires use bias or bias-belted construction and incorporate a computer-optimized tread profile to reduce cupping for even wear.

#### GT502 PERFORMANCE

GT502 Performance Tires feature an optimized profile, contact patch and compound for superior grip in dry conditions, with solid grip during wet weather riding conditions.

#### SIGNATURE SERIES

Signature Series Tires are packed with features for responsive handling and confident cornering to tighten the connection between you and the road.



# MICHELIN® TIRES

Since 1889, Michelin® has been a leader in the tire industry. From introducing the world's first radial tire in 1946, to being the first to use radial motorcycle tires in race competition, Michelin has demonstrated its dedication to producing some of the world's most innovative tire products. A leader in racing technology, Michelin researches, tests and develops tire solutions in the most demanding form of racing competition. Harley-Davidson® motorcycle riders benefit from that technology, as Michelin transfers track technology into Harley-Davidson motorcycle riding confidence and performance.



MICHELIN SCORCHER® 31 BLACKWALL

Refer to H-D.com/shop for tire fitments or see your Dealer.



## MICHELIN® · HARLEY-DAVIDSON® TIRES

### MICHELIN® SCORCHER® TIRES

Made exclusively for Harley-Davidson

The Scorchers is the first Michelin®-Harley-Davidson® co-branded tire, with a bold Harley-Davidson script on the sidewall. Featuring an exceptional combination of durability, comfort and handling. The Scorchers 11 and Scorchers 31 are factory-installed on many models, and can be installed as a replacement tire on other specified models.

- **Rear Tire Architecture:**  
Provides stability, great handling, plus comfort.
- **3 Polyester Carcass Plies:**  
Strong and supple casing for comfort on long rides.
- **2 Aramid Belt Plies:**  
Maintains consistent contact patch for a long and even wear life.



### MICHELIN *Scorchers* 31

- **Remarkable Grip:**  
Innovative rubber compounds, incorporating know-how derived from Michelin's decades of road-racing experience, provide remarkable grip on both wet and dry roads.
- **Exceptional Comfort and Handling:**  
The supple casing design and profile of MICHELIN® Scorchers® 31 tires promote rock-solid handling on winding roads.
- **Long Mileage:**  
Michelin carbon black-enriched rubber compounds promote excellent durability without compromising performance.

### MICHELIN *Scorchers* 11

- **Outstanding Grip:**  
Semi-slick tread pattern maximizes the contact patch for excellent adhesion on dry roads. Optimized tread groove design efficiently evacuates water for dependable wet grip.
- **Excellent Tread Life:**  
Derived from Michelin's championship-winning racing tires, newly developed rubber compounds combine durability and high performance.
- **Precise Handling:**  
The latest generation of Michelin radial technology allows for easy maneuverability and impressive agility.





## ORIGINAL EQUIPMENT AND RECOMMENDED REPLACEMENT TIRES

MODEL FITMENT	STOCK OR OPTIONAL FITMENT	TREAD	SIZE	RIM SIZE IN INCHES	SIDEWALL STYLE	PART NUMBER
<b>SPORTSTER® - FRONT</b>						
<b>DUNLOP® HARLEY-DAVIDSON® PERFORMANCE TIRES</b>						
'96-'03 XL1200 Sport	Stock					
'04-later XL (except XL Custom, XL1200X, XL1200CX, XL1200V, XR1200/X, XL1200T, XL1200XS, or '11-later XL883L) Requires installation of matching GT502 Rear Tire P/N 40555-04A	Optional	GT502F	100/90-19	2.15 x 19	BW	40554-04A
'16-later XL1200CX	Stock	GT502F	120/70R19	3.00 x 19	BW	43100026
'99-'09 XL883C	Optional	GT502F	80/90-21	2.15 x 21	BW	43117-09
'96-'10 XL1200C	Optional	GT502F	80/90-21	2.15 x 21	BW	43117-09

**DUNLOP HARLEY-DAVIDSON TIRE SERIES**

'10-later XL1200X	Stock '10	D402F	MT90B16	3.00 x 16	BW	43022-91A
'08-'13 XR1200/X	Stock '08-11	D209F RP	120/70ZR18	3.50 x 18	BW	43229-08
'04-later XL (except XL Custom, XL1200X, XL1200CX, XL1200V, XR1200/X, XL1200T, XL1200XS, XL1200NS or '11-later XL883L)	(BW) Stock '04-'10	D401F	100/90-19	2.15 x 19	WWW BW	55193-10 43100033
'91-'09 XL883, XL883R, XL883 Hugger (except XL Custom)		D401F	100/90-19	2.15 x 19	BW	43100033
'88-'03 XL1200 (except XL Custom, XL Sport)		D401F	100/90-19	2.15 x 19	BW	43100033
'83-'84 XR1000	Stock					
'96-'10 XL883C, XL1200C		D402F	MH90-21	2.15 x 21	BW	43104-93A
'12-'16 XL1200V		D402F	MH90-21	2.15 x 21	MWW	43100004

**MICHELIN® HARLEY-DAVIDSON TIRE SERIES**

'11-later XL1200C						
'18-later XL1200XS	Stock '11-later	SCORCHER 31	130/90B16	3.00 x 16	BW	55035-11A
'10-later XL1200X						
'11-later XL883L	Stock	SCORCHER 11F	120/70ZR18	3.50 x 18	BW	40879-11A
'08-'13 XR1200/X	Stock '12-'13	SCORCHER 11F	120/70ZR18	3.50 x 18	BW	40879-11A
'14-later XL1200T	Stock	SCORCHER 11T	120/70ZR18	3.50 x 18	BW	43100021A
'04-later XL (except XL Custom, XL1200XS, XL1200X, XL1200CX, XL1200V, XR1200/X, XL1200T or '11-later XL883L)	Stock '11-later	SCORCHER 31	100/90B19	2.15 x 19	BW	43258-07B
'12-'16 XL1200V						
'04-'10 XL 883C	Optional	SCORCHER 31	80/90-21	2.15 x 21	BW	41036-12
'11-later XL1200C						

**SPORTSTER® - REAR****DUNLOP HARLEY-DAVIDSON PERFORMANCE TIRES**

'04-later XL (except XL1200XS, XL1200NS XL1200X, XL1200CX, XL1200V, XR1200/X, XL1200T '11-later XL883L or '11-later XL1200C). Installation on models with 19" front wheel requires installation of matching GT502F Front Tire P/N 40554-04A	Optional	GT502	150/80B16	3.00 x 16	BW	40555-04A
'96-'03 XL1200 Sport	Stock	GT502	130/90B16	3.00 x 16	BW	40556-06A
'16-later XL1200CX	Stock	GT502	150/70R18	4.25 x 18	BW	43200030

**DUNLOP HARLEY-DAVIDSON TIRE SERIES**

'04-later XL (except XL1200XS, XL1200NS, XL1200CX, XR1200/X, XL1200V, XL1200T, '11-later XL883L or '11-later XL1200C)	Stock '04-'10	D401	150/80B16	3.00 x 16	BW	43200035
'04-later XL (except XL1200XS, XL1200NS XL1200CX, XL1200X, XL1200V, XR1200/X, XL1200T, '11-later XL883L or '11-later XL1200C)	Optional	D401	150/80B16	3.00 x 16	WWW	55192-10
'12-'16 XL1200V	Stock	D401	150/80B16	3.00 x 16	MWW	43200007
'81-'03 XL (except XL1200 Sport)	Stock	D401	130/90B16	3.00 x 16	BW	40565-91B
'08-'13 XR1200/X	Stock '08-'11	D209HD	180/55ZR17	5.50 x 17	BW	43231-08

**MICHELIN HARLEY-DAVIDSON TIRE SERIES**

'04-later XL (except XL1200CX, XR1200/X, XL1200T or '11-later XL883L)"	Stock '11-later (except XL1200V)	SCORCHER 31	150/80B16	3.00 x 16	BW	40878-11
'11-later XL883L	Stock	SCORCHER 11	150/60ZR17	4.50 x 17	BW	43216-11
'14-later XL1200T	Stock	Scorcher 11T	150/70ZR17	4.50 x 17	BW	43200026A
'08-'13 XR1200/X	Stock '12-'13	SCORCHER 11	180/55ZR17	5.50 x 17	BW	43200011

## ORIGINAL EQUIPMENT AND RECOMMENDED REPLACEMENT TIRES

MODEL FITMENT	STOCK OR OPTIONAL FITMENT	TREAD	SIZE	RIM SIZE IN INCHES	SIDEWALL STYLE	PART NUMBER
<b>DYNA® - FRONT</b>						
<b>DUNLOP® HARLEY-DAVIDSON® PERFORMANCE TIRES</b>						
'02-'17 Dyna (except FLD, FXDF, FXDFSE, FXDSE and FXDWG models)	Optional	GT502F	100/90-19	2.15 x 19	BW	40554-04A
'00-'01 FXDX	Stock					
'93-'17 FXDWG	Stock '10-'11	GT502F	80/90-21	2.15 x 21	BW	43117-09

**DUNLOP HARLEY-DAVIDSON TIRE SERIES**

'08-'17 FXDF	Stock	D427F	130/90B16	3.00 x 16	BW	43218-08
'09-'10 FXDFSE						
'12-'16 FLD	Stock	D402F	130/70B18	3.50 x 18	BW	43371-07A
'91-'17 Dyna models (except FLD, FXDF, FXDFSE, FXDSE and FXDWG models)	Stock '91-'09					
'84-'94 FXR (except FXLR, FXR2)	Stock	D401F	100/90-19	2.15 x 19	BW	43100033
'83-'92 FXRT	Stock					
'06-'17 Dyna models (except FLD, FXDF, FXDFSE, FXDSE and '10-'17 FXDWG)	Optional	D401F	100/90-19	2.15 x 19	WWW	55193-10
'06-'08 FXDWG	Optional	D402F	MH90-21	2.15 x 21	MWW	43100004
'93-'08 FXDWG						
'81-'86 FXWG						
'87-'94 FXLR	Stock	D402F	MH90-21	2.15 x 21	BW	43104-93A
'99 FXR2						
'07-'08 FXDSE						

**MICHELIN® HARLEY-DAVIDSON TIRE SERIES**

'02-'17 Dyna (except FLD, FXDF, FXDFSE, FXDSE and FXDWG models)	Stock '10-'17	SCORCHER 31	100/90-19	2.15 x 19	BW	43258-07B
'10-'17 FXDWG	Stock '12-'17	SCORCHER 31	80/90-21	2.15 x 21	BW	41036-12

**DYNA® - REAR****DUNLOP HARLEY-DAVIDSON PERFORMANCE TIRES**

'00-'01 FXDX	Stock	GT502	150/80B16	3.00 x 16	BW	40555-04A
'02-'05 Dyna	Optional	GT502	150/80B16	3.00 x 16	BW	40555-04A
'10-'17 FXDWG	Stock '10-'11					
Replacement Tire for Harley-Davidson Wide Tire Kits P/N 44075-04, 43705-06, 43768-06	Optional	GT502	180/60B17	4.50 x 17	BW	43197-04B

**DUNLOP HARLEY-DAVIDSON TIRE SERIES**

'82-'00 FXR						
'82-'92 FXRT		D401	130/90B16	3.00 x 16	BW	40565-91B
'91-'01 Dyna (except '00-'01 FXDX)	Stock					
'02-'05 Dyna		D401	150/80B16	3.00 x 16	BW	43200035
'08-'17 FXDF		D427	180/70B16	5.00 x 16	BW	43228-08
'09-'10 FXDFSE						
'07-'08 FXDSE		D407	170/60R17	4.50 x 17	BW	41998-07
'06-'17 Dyna (except FLD, FXDF, FXDFSE, FXDSE and '10-later FXDWG)	Stock '06-'09	K591	160/70B17	4.50 x 17	BW	43169-00A
	Optional	D401	160/70B17	4.50 x 17	WWW	43200020
'12-'16 FLD	Stock	D401	160/70B17	4.50 x 17	BW	43200015

**MICHELIN HARLEY-DAVIDSON TIRE SERIES**

'06-'17 Dyna (except FLD, FXDF, FXDFSE, FXDSE and '10-'17 FXDWG)	Stock '10-'17	SCORCHER 31	160/70B17	4.50 x 17	BW	43250-07B
'10-'17 FXDWG	Stock '12-'17	SCORCHER 31	180/60B17	4.50 x 17	BW	43200005

**Sidewall Style Key:**  
**BW** – Blackwall  
**SWW** – Slim Whitewall

**MWW** – Medium Whitewall  
**WWW** – Wide Whitewall  
**EWWW** – Engraved Wide Whitewall



**WARNING:** Use only Harley-Davidson approved tires. Using non-approved tires or mixing approved tires from different manufacturers on the same motorcycle, can adversely affect stability, which could result in death or serious injury.



MODEL FITMENT	STOCK OR OPTIONAL FITMENT	TREAD	SIZE	RIM SIZE IN INCHES	SIDEWALL STYLE	PART NUMBER						
<b>SOFTAIL® – FRONT</b>												
<b>DUNLOP® HARLEY-DAVIDSON® PERFORMANCE TIRES</b>												
'84-'07 FXST	Optional	GT502F	80/90-21	2.15 x 21	BW	43117-09						
'99-'07 FXSTB												
'86-'07 FXSTC												
'00-'07 FXSTD												
'88-'06 FXSTS												
<b>DUNLOP HARLEY-DAVIDSON TIRE SERIES</b>												
'18-later FLDE	WWW Stock	"D402F D401F	MT90B16 130/90B16	3.00 x 16	WWW BW	43118-92A 43100029						
'18-later FLHC/S	BW Stock											
'18-later FLSL	BW Stock											
'18-'20 FXBB	Stock	D401F	110/90B19	2.50 x 19	BW	43100033						
'21-later FXBBS												
'20-later FXST	Stock	D429F	150/80B16	3.00 x 16	BW	43100039						
'18-later FXFB/S												
'18-later FXBR/S												
'18-later FLSE												
'19-later FXDRS												
'86-'10 FLST							BW Stock	D402F	MT90B16	3.00 x 16	EWWW WWW SWW BW	43124-94B 43118-92A 43115-91A 43022-91A
'87-'17 FLSTC							BW Stock '87-'17 WWW Stock '09-'17					
'90-'06 FLSTF							BW Stock					
'93-'17 FLSTN							WWW Stock					
'97-'03 FLSTS							WWW Stock					
'05-'07 FLSTSC	BW Stock											
'08-'11 FLSTSB	BW Stock											
'14-'15 FLSTNSE	Stock											
'05 FLSTFSE	Stock	D402F	MT90B16	3.00 x 16	BW	43022-91A						
'12-'17 FLS												
'16-'17 FLSS	Stock	D408F	140/75R17	3.50 x 17	BW	41474-06B						
'07-'17 FLSTF												
'10-'16 FLSTFB												
'16-'17 FLSTFBS												
'06 FLSTFSE												
'10-'12 FLSTSE												
'08-'09 FXSTSSE												
'08-'09 FXCW												
'08-'11 FXCWC												
'16-'17 FXSE												
'84-'07 FXST	Stock	D402F	MH90-21	2.15 x 21	BW	43104-93A						
'99-'07 FXSTB												
'86-'07 FXSTC												
'00-'07 FXSTD												
'03-'04 FXSTDSE												
'88-'06 FXSTS												
'07 FXSTSSE												
'11-'13 FXS												
'08-'15 FXST												
'08-'09 FXSTB												
'08-'10 FXSTC	Stock	D408F	130/60B21	3.50 x 21	BW	43100008						
'13-'17 FXSB, FXSBSE												

**Sidewall Style Key:**  
**BW** – Blackwall  
**SWW** – Slim Whitewall

**MWW** – Medium Whitewall  
**WWW** – Wide Whitewall  
**EWWW** – Engraved Wide Whitewall



WARNING: Use only Harley-Davidson approved tires. Using non-approved tires or mixing approved tires from different manufacturers on the same motorcycle, can adversely affect stability, which could result in death or serious injury.

MODEL FITMENT	STOCK OR OPTIONAL FITMENT	TREAD	SIZE	RIM SIZE IN INCHES	SIDEWALL STYLE	PART NUMBER
<b>SOFTAIL® – FRONT CONTINUED</b>						
<b>MICHELIN HARLEY-DAVIDSON TIRE SERIES</b>						
'18-later FLFB/S	Stock	SCORCHER 11	160/60R18	4.50 x 18	BW	43100037
'18-later FXBR/S	Stock	SCORCHER 11	130/60B21	3.50 x 21	BW	43100035
'18-later FXLR	Stock	SCORCHER 31	110/90B19	2.50 x 19	BW	43100038A
'20-later FXLRS and '22 FXLRST						
'18-later FLDE	Optional	SCORCHER 31	130/90B16	3.00 x 16	BW	55035-11A
'18-later FLHC/S						
'18-later FLSL						
'18-'20 FXBB	Optional	SCORCHER 31	100/90-19	2.15 x 19	BW	43258-07B
'21-later FXBBS						
'18-later FLSB	Stock	SCORCHER 31	130/70B18	3.50 x 18	BW	43100015A
'19-later FXDRS	Stock	SCORCHER 11	120/70ZR19	3.00 x 19	BW	43213-11
'07-'17 FLSTF	Optional	SCORCHER 11	140/75R17	3.50 x 17	BW	43100016
'10-'16 FLSTFB						
'16-'17 FLSTFBS						

**Sidewall Style Key:**  
**BW** – Blackwall  
**SWW** – Slim Whitewall

**MWW** – Medium Whitewall  
**WWW** – Wide Whitewall  
**EWWW** – Engraved Wide Whitewall



WARNING: Use only Harley-Davidson approved tires. Using non-approved tires or mixing approved tires from different manufacturers on the same motorcycle, can adversely affect stability, which could result in death or serious injury.



MODEL FITMENT	STOCK OR OPTIONAL FITMENT	TREAD	SIZE	RIM SIZE IN INCHES	SIDEWALL STYLE	PART NUMBER
<b>SOFTAIL® – REAR</b>						
<b>DUNLOP® HARLEY-DAVIDSON® PERFORMANCE TIRES</b>						
'03-'05 Softail (except FXSTD, FLSTS)	Optional	GT502	150/80B16	3.00 x 16	BW	40555-04A
Replacement tire for Harley-Davidson Wide Tire Kits P/N 43684-99A, 43685-00A, 44490-00A						
'04 FXSTDSE	Stock	GT502	180/60B17	4.50 x 17	BW	43197-04B
<b>DUNLOP HARLEY-DAVIDSON TIRE SERIES</b>						
'18-later FLDE	WWW Stock	D402 D401T	MU85B16 150/80B16	3.00 x 16	WWW BW	43353-03 43200035
'18-later FLHC/S	BW Stock					
'18-later FLSL	BW Stock					
'20-later FXBBS	Stock	D401T	150/80B16	3.00 x 16	BW	43200035
'18-'20 FXBB						
'20-later FXST	Stock	D429	180/70B16	5.00 x 16	BW	43200039
'18-later FXFB/S						
'18-'20 FXBR/S	Optional	D407	240/40R18	8.00 x 18	BW	41688-08A
'18-'21 FLSE	Optional	D407T	180/65B16	5.00 x 16	BW	43200027
'19-later FXDRS	Optional	D407	240/40R18	8.00 x 18	BW	41688-08A
'87-'02 FLSTC	BW Stock	D402	MT90B16	3.00 x 16	EWWW WWW SWW BW	43125-94B 43119-92A 43114-91B 43102-91B
'90-'02 FLSTF	BW Stock					
'97-'02 FLSTS	WWW Stock					
'93-'96 FLSTN	WWW Stock					
'86-'90 FLST	BW Stock					
'99-'02 FXST	BW Stock					
'95-'97 FXSTSB	BW Stock					
'95-'99 FXSTC	BW Stock					
'95-'02 FXSTS	BW Stock					
'99-'02 FXSTB	Stock					
'14-'15 FLSTNSE	Stock	D402	MU85B16	3.00 X 16	WWW	43353-03
'05-'17 FLSTN	WWW Stock	D402	MU85B16	3.00 x 16	EWWW WWW SWW BW	43167-08 43353-03 43332-04 43200001
'03 FLSTS	WWW Stock					
'11-'13 FXS	BW Stock					
'12-'17 FLS	Stock	D402	MU85B16	3.00 x 16	BW	43200001
'16-'17 FLSS						
'84-'90 FXST	Stock	D401	130/90B16	3.00 x 16	BW	40565-91B
'84-'94 FXSTC						
'84-'94 FXSTS	(BW) Stock (WWW) Stock '09-later (SWW) Option (EWWW) Option	D401 D402 D402 D402	150/80B16 MU85B16 MU85B16 MU85B16	3.00 x 16	BW WWW SWW EWW	43200035 43353-03 43332-04 43167-08
'03-'17 FLSTC						
'03-'05 Softail (except FXSTD, FLSTS)						
'03-'06 FLSTF						
'05 FLSTFSE						
'05-'07 FLSTSC	Stock	D401	150/80B16	3.00 x 16	BW	43200035
'06-'10 FLST						
'07-'17 FLSTF	Stock	D407	200/55R17	6.00 x 17	BW	43242-06B
'10-'16 FLSTFB						
'16-'17 FLSTFBS						
'06 FLSTFSE						
'06-'15 FXST						
'06-'09 FXSTB						
'06-'10 FXSTC						
'06 FXSTS						
'07-'08 FXSTSSE						
'08-'11 FLSTSB						
'00-'07 FXSTD (except '04 FXSTDSE)	Stock	K591	160/70B17	4.50 x 17	BW	43169-00A
'03 FXSTDSE						

MODEL FITMENT	STOCK OR OPTIONAL FITMENT	TREAD	SIZE	RIM SIZE IN INCHES	SIDEWALL STYLE	PART NUMBER
<b>SOFTAIL® – REAR CONTINUED</b>						
<b>DUNLOP® HARLEY-DAVIDSON® PERFORMANCE TIRES</b>						
'16-'17 FXSE	Stock	D407	240/40R18	8.00 x 18	BW	41688-08A
'08-'09 FXCW						
'08-'11 FXCWC						
'13-'17 FXSB, FXSBSE						
'09 FXSTSSE						
'10-'12 FLSTSE	Stock	D407	200/50R18	6.00 x 18	BW	41771-10
<b>MICHELIN HARLEY-DAVIDSON TIRE SERIES</b>						
'18-later FLFB/S	Stock	SCORCHER 11	240/40R18	8.00 x 18	BW	43189-11
'18-later FXBR/S						
'19-later FXDRS						
'18-later FXLR and FLSE	Stock	SCORCHER 31	180/70B16	5.00 x 16	BW	43200038A
'20-later FXLRS and '22 FXLRST						
'18-later FLDE	Optional	SCORCHER 31	150/80B16	3.00 x 16	BW	40878-11
'18-later FLHC/S						
'18-later FLSL						
'21-later FXBBS						
'18-'20 FXBB						
'07-'17 FLSTF	Optional	SCORCHER 31	200/55R17	6.00 x 17	BW	43200022
'10-'16 FLSTFB						
'16-'17 FLSTFBS						


TOURING TIRE FITMENT GUIDE

ORIGINAL EQUIPMENT AND RECOMMENDED REPLACEMENT TIRES

MODEL FITMENT	STOCK OR OPTIONAL FITMENT	TREAD	SIZE	RIM SIZE IN INCHES	SIDEWALL STYLE	PART NUMBER
<b>TOURING – FRONT</b>						
<b>MICHELIN HARLEY-DAVIDSON TIRE SERIES</b>						
'09-'19 FLHR, FLHTCU, FLHTCUTC, FLHTCUL, FLHTCULTC, FLTRU, FLHTK, FLHTKL, FLHTKSE	Optional	SCORCHER 31	130/80B17	3.00 x 17	BW	43100014
'09-'13 FLHT, FLHTC, FLTR, FLHTCUSE						
'09 FLHX						
'20-later FLHT	Optional	SCORCHER 31	130/70B18	3.50 x 18	BW	43100015
'09-later FLHP/E, FLHTP						
'10-'13 FLHX and FLTRX						
09-later Touring models equipped with 18" accessory wheels and 16" Rear Michelin						
'15-'19 FLTRX						
'15-'17 FLTRXS	Optional	SCORCHER 31	130/60B19	3.50 x 19	BW	43100023
'14-'19 FLHX						
'14-'17 FLHXS						
'09-later Touring models equipped with 19" accessory wheels and 16" Rear Michelin						

Sidewall Style Key:  
**BW** – Blackwall  
**SWW** – Slim Whitewall

**MWW** – Medium Whitewall  
**WWW** – Wide Whitewall  
**EWWW** – Engraved Wide Whitewall

 WARNING: Use only Harley-Davidson approved tires. Using non-approved tires or mixing approved tires from different manufacturers on the same motorcycle, can adversely affect stability, which could result in death or serious injury.



MODEL FITMENT	STOCK OR OPTIONAL FITMENT	TREAD	SIZE	RIM SIZE IN INCHES	SIDEWALL STYLE	PART NUMBER
<b>TOURING – FRONT CONTINUED</b>						
<b>DUNLOP® HARLEY-DAVIDSON® TIRE SERIES</b>						
'18-later FLTRXSE	Stock	D408F	130/60B21	3.50 x 21	BW	43100008
'21 FLH	Stock	D402F	MT90B16	3.00 x 16	WWW	43118-92A
'14-'19 FLHRC	Stock	D402F	MT90B16	3.00 x 16	BW	43022-91A
'05 FLHTCSE2	Stock	D402F	MT90B16	3.00 x 16	BW	43022-91A
'06-'08 FLHTCUSE	Stock					
'09-'13 FLHRC and FLHRC/TLE Sidecar	Stock	D408F	130/90B16	3.00 x 16	WWW	43211-09A
'04-'08 TLE/Ultra Sidecar	Optional					
'98-'08 FLTR	SWW '98-'02, BW '03-'08					
'98-'08 FLHRC	WWW Stock					
'94-'08 FLHR (except '07-'08 FLHRSE)	SWW Stock					
'84-'08 FLHX	BW Stock					
'84-'93 FLHS	Optional	D402F	MT90B16	3.00 x 16	EWWW WWW SWW BW	43124-94B 43118-92A 43115-91A 43022-91A
'83-'08 FLHTC/U	SWW Stock					
'83-'08 FLHT	SWW '83-'02, BW '03-'08					
'81-'96 FLT, FLTC, FLTCU	SWW Stock					
'81-'84 FLH, FLH C	Optional					
'16-later FLTRU	Stock					
'15-'16 FLTRUSE	Stock					
'14-'19 FLHR	Stock					
'14-'19 FLHTCU	Stock	D408F	130/80B17	3.00 x 17	BW	43109-09A
'14-'19 FLHTK/FLHTKSE	Stock					
'20-later FLHT	Stock					
'14-later FLHP	Stock					
'14-later FLHTP	Stock					
'09-'13 FLHP/E FLHTP	Stock	D408F	130/80B17	3.00 x 17	BW	43109-09A
'09-'13 FLHR	SWW Stock					
'09-'10 FLHT	BW Stock					
'09-'13 FLHTC/U	SWW Stock					
'09-'13 FLHTCUSE	BW Stock					
'10-'13 FLHTK	SWW Stock	D408F	130/80B17	3.00 x 17	BW SWW	43109-09A 43115-09A
'09 FLHX, FLTR	BW Stock					
'11-'13 FLTRU	BW Stock					
'09-'13 TLE Sidecar (except FLHRC/TLE)	Optional					
'04-'08 FL Touring models equipped with 18" accessory Front Wheel (except '07-'08 FLHRSE)"	Optional	D402F	130/70-18	3.50 x 18	BW	43371-07A
'07-'08 FLHRSE	Optional	D408F	130/70R18	3.50 x 18	BW	41999-07B
'10-'13 FLHX and FLTRX	Stock					
'10 FLHXSE	Stock					
'09 FLTRSE	Stock					
'11 FLTRUSE	Stock	D408F	130/70B18	3.50 x 18	BW	44026-09A
'09-later Touring models equipped with 18" accessory wheels	Optional					
'20-later FLHR, FLHTK and FLTRK	Stock					
'17-later FLHRXS	Stock					
'15-later FLTRX, FLTRXS and '22 FLTRXST	Stock					
'14-later FLHX, FLHXS and '22 FLHXST	Stock					
'13-'14 FLHRSE	Stock					
'12-'13 and FLTRXSE	Stock	D408F	130/60B19	3.50 x 19	BW	43100045
'11-later FLHXSE	Stock					
'19-later FLHTKSE	Stock					
'09-later Touring models equipped with 19" accessory wheels	Optional					

**Sidewall Style Key:**  
**BW** – Blackwall  
**SWW** – Slim Whitewall

**MWW** – Medium Whitewall  
**WWW** – Wide Whitewall  
**EWWW** – Engraved Wide Whitewall



WARNING: Use only Harley-Davidson approved tires. Using non-approved tires or mixing approved tires from different manufacturers on the same motorcycle, can adversely affect stability, which could result in death or serious injury.

**TOURING – REAR**

	<b>DUNLOP® HARLEY-DAVIDSON TIRE SERIES</b>					
'14-'19 Touring (except FLHRC, FLHRSE, FLHXSE)						
'14-'17 FLHXS	Stock	D407T	180/65B16	5.00 x 16	BW	43200027
'20-later FLHP, FLHTP and FLHT						
'15-'17 FLTRXS						
'09-'13 FLHRC	Stock	D407	180/65B16	5.00 x 16	WWW	43230-09
'21 FLH	Stock	D407T	180/65B16	5.00 x 16	WWW	43200054
'09-'13 FLHP/E FLHTP	Stock	D407T	180/65B16	5.00 x 16	BW	43200027
'09-'13 FLHRC	Stock	D407	180/65B16	5.00 x 16	WWW	43230-09
'09-'13 FLHTC	SWW Stock					
'09-'13 FLHTCU	SWW Stock					
'09-'13 FLHR	SWW Stock					
'09-'10 FLHT	BW Stock					
'09-'13 FLHTCUSE	BW Stock	D407T D407	180/65B16 180/65B16	5.00 x 16 5.00 x 16	BW SWW	43200027 43332-09
'10-'19 FLHTK	SWW Stock					
'09-'13 FLHX	BW Stock					
'09-'13 FLTR/U	BW Stock					
'10-'13 FLTRX	BW Stock					
'04-'05 FLHTCSE	Stock					
'06-'08 FLHTCUSE	Stock	D402	MU85B16	3.00 x 16	BW	43200001
'04-'08 FLHX	Stock					
	Optional	D402	MU85B16	3.00 x 16	BW SWW	43200001 43332-04
'04-'08 FLHR (except '07-'08 FLHRSE)	SWW Stock					
'04-'08 FLHRC	WWW Stock					
'04-'08 FLHT	BW Stock					
'04-'08 FLHTC	SWW Stock	D402	MU85B16	3.00 x 16	EWWW WWW SWW BW	43167-08 43353-03 43332-04 43200001
'04-'08 FLHTCU	SWW Stock					
'04-'08 FLTR	BW Stock					
'81-'84 FLH	SWW Stock					
'94-'03 FLHR	SWW Stock					
'98-'03 FLHRC	WWW Stock					
'81-'93 FLHS	SWW Stock					
'83-'03 FLHT	SWW Stock	D402	MT90B16	3.00 x 16	EWWW WWW SWW BW	43125-94B 43119-92A 43114-91B 43102-91B
'83-'03 FLHTC/U	SWW Stock					
'81-'85 FLT	SWW Stock					
'98-'03 FLTR	SWW Stock					
'81-'03 CLE, RLE, TLE/Ultra Sidecar	SWW Stock					
'07-'08 FLHRSE	Stock	D407	170/60R17	4.50 x 17	BW	41998-07
'17-later FLHRXS						
'18-later FLHXS						
'18-later FLTRXS						
'13-'14 FLHRSE						
'12-'13 and '18-later FLTRXSE						
'11 FLTRUSE	Stock	D407	180/55B18	5.00 x 18	BW	43200045
'10-later FLHXSE						
'19-later FLHTKSE						
'22 FLTRKSE, FLHXST, FLTRXST						
'20-later FLHR, FLHX, FLTRX, FLHTK and FLTRK						
'09 FLTRSE						
<b>MICHELIN® HARLEY-DAVIDSON® TIRE SERIES</b>						
'09-'19 Touring (except FLHRSE, FLHXSE, FLTRSE, FLTRXSE, FLTRUSE)						
14-'17 FLHXS	Optional	SCORCHER 31	180/65B16	5.00 x 16	BW	43200021
15-'17 FLTRXS						
'20-later FLHT						

**Sidewall Style Key:**  
**BW** – Blackwall  
**SWW** – Slim Whitewall

**MWW** – Medium Whitewall  
**WWW** – Wide Whitewall  
**EWWW** – Engraved Wide Whitewall



WARNING: Use only Harley-Davidson approved tires. Using non-approved tires or mixing approved tires from different manufacturers on the same motorcycle, can adversely affect stability, which could result in death or serious injury.



MODEL FITMENT	STOCK OR OPTIONAL FITMENT	TREAD	SIZE	RIM SIZE IN INCHES	SIDEWALL STYLE	PART NUMBER
<b>TRIKE – FRONT</b>						
<b>DUNLOP® HARLEY-DAVIDSON® TIRE SERIES</b>						
'20-later FLHTCUTGSE	Stock	D408F	130/60B19	3.50 x 19	BW	43100045
'21 FLHTCUTG						
'20-later FLRT	Stock	D408F	130/60B19	3.50 x 19	BW	43100013
'15-'19 FLRT						
'09-later FLHTCUTG	(BW) Stock	D402F	MT90B16	3.00 x 16	EWWW WWW SWW BW	43124-94B 43118-92A 43115-91A 43022-91A
'10-'11 FLHXXX	(BW) Stock					

**TRIKE – REAR**

MODEL FITMENT	STOCK OR OPTIONAL FITMENT	TREAD	SIZE	RIM SIZE IN INCHES	SIDEWALL STYLE	PART NUMBER
<b>DUNLOP HARLEY-DAVIDSON TIRE SERIES</b>						
'20-later FLHTCUTGSE	Stock	SIGNATURE	P215/45R18	7.00x18	BW	43200046
'15 FLRT	Stock					
'09-later FLHTCUTG	Stock		P205/65R15	5.50 x 15	BW	83324-09A
'10-'11 FLHXXX	Stock					

## LIVEWIRE™ TIRE FITMENT GUIDE

MODEL FITMENT	STOCK OR OPTIONAL FITMENT	TREAD	SIZE	RIM SIZE IN INCHES	SIDEWALL STYLE	PART NUMBER
<b>LIVEWIRE - FRONT</b>						
<b>MICHELIN HARLEY-DAVIDSON TIRE SERIES</b>						
'20-later LiveWire	Stock	SCORCHER SPORT	120/70R17	3.5x17	BW	43100041
<b>LIVEWIRE - REAR</b>						
<b>MICHELIN HARLEY-DAVIDSON TIRE SERIES</b>						
'20-later LiveWire	Stock	SCORCHER SPORT	180/55R17	5.5x17	BW	43200041

## HARLEY-DAVIDSON STREET TIRE FITMENT GUIDE

MODEL FITMENT	STOCK OR OPTIONAL FITMENT	TREAD	SIZE	RIM SIZE IN INCHES	SIDEWALL STYLE	PART NUMBER
<b>STREET™– FRONT</b>						
<b>MICHELIN® HARLEY-DAVIDSON® TIRE SERIES</b>						
'15-later XG (except XG750A)	Stock	SCORCHER 11	100/80-17	2.50 x 17	BW	43100017
'17-'20 XG750A	Stock	SCORCHER 21	120/70R17	3.50 x 17	BW	43100027
<b>STREET – REAR</b>						
<b>MICHELIN HARLEY-DAVIDSON TIRE SERIES</b>						
'17-'20 XG (except XG750A)	Stock	SCORCHER 11	140/75R15	3.50 x 15	BW	43200023
'17-later XG750A	Stock	SCORCHER 21	160/60R17	4.50 x 17	BW	43200032

**Sidewall Style Key:**  
**BW** – Blackwall  
**SWW** – Slim Whitewall

**MWW** – Medium Whitewall  
**WWW** – Wide Whitewall  
**EWWW** – Engraved Wide Whitewall



WARNING: Use only Harley-Davidson approved tires. Using non-approved tires or mixing approved tires from different manufacturers on the same motorcycle, can adversely affect stability, which could result in death or serious injury.

MODEL FITMENT	STOCK OR OPTIONAL FITMENT	TREAD	SIZE	RIM SIZE IN INCHES	SIDEWALL STYLE	PART NUMBER
<b>VRSC™ – FRONT</b>						
<b>DUNLOP® HARLEY-DAVIDSON® TIRE SERIES</b>						
'02-'17 VRSC™ models	Stock	D208F	120/70ZR19	3.00 x 19	BW	43172-01B
<b>MICHELIN® HARLEY-DAVIDSON TIRE SERIES</b>						
'09-'17 VRSCF	Stock	SCORCHER 11	120/70ZR19	3.00x19	BW	43213-11
'07-'17 VRSCDX	Stock					
'07-'10 VRSCAW	Optional					
'07 VRSCX	Optional					
'06 VRSCSE	Optional					

**VRSC – REAR**

MODEL FITMENT	STOCK OR OPTIONAL FITMENT	TREAD	SIZE	RIM SIZE IN INCHES	SIDEWALL STYLE	PART NUMBER
<b>DUNLOP HARLEY-DAVIDSON TIRE SERIES</b>						
'07-'10 VRSCAW	Stock	D419 Elite	240/40R18	8.00 x 18	BW	41473-06
'07-'17 VRSCDX	Stock					
'09-'17 VRSCF	Stock					
'06 VRSCSE	Stock					
'07 VRSCX	Stock					
Replacement Tire for Harley-Davidson Wide Tire Kit P/N 43687-06	Optional					
'02-'08 VRSC (except '06 VRSCSE, VRSCAW, VRSCDX, VRSCX and VRSCF).	Stock	D207	180/55ZR18	5.50 x 18	BW	43173-01
<b>MICHELIN HARLEY-DAVIDSON TIRE SERIES</b>						
'09-'17 VRSCF	Stock	SCORCHER 11	240/40R18	8.00 x 18	BW	43189-11
'07-'17 VRSCDX	Stock					
'07-'10 VRSCAW	Optional					
'07 VRSCX	Optional					
'06 VRSCSE	Optional					

## REVOLUTION MAX TIRE FITMENT GUIDE

MODEL FITMENT	STOCK OR OPTIONAL FITMENT	TREAD	SIZE	RIM SIZE IN INCHES	SIDEWALL STYLE	PART NUMBER
<b>REVOLUTION MAX– FRONT</b>						
<b>MICHELIN® HARLEY-DAVIDSON® TIRE SERIES</b>						
'21-later RA1250 and RA1250S	Stock	Scocher Adventure	120/70R19	3.00 x 19	BW	43100042
'21-later RA1250 and RA1250S	Optional	Anahee Wild	120/70R19	3.00 x 19	BW	43100049
<b>DUNLOP® HARLEY-DAVIDSON TIRE SERIES</b>						
'21-later RA1250	Stock	GT503	160/70ZR17	4.5 x 17	BW	43100043
<b>REVOLUTION MAX– REAR</b>						
<b>MICHELIN HARLEY-DAVIDSON TIRE SERIES</b>						
'21-later RA1250 and RA1250S	Stock	Scocher Adventure	170/60R17	4.50 x 17	BW	43200042
'21-later RA1250 and RA1250S	Optional	Anahee Wild	170/60R17	4.50 x 17	BW	43200050
<b>DUNLOP HARLEY-DAVIDSON TIRE SERIES</b>						
'21-later RA1250S	Stock	GT503	180/70ZR16	5.00 x 17	BW	43200043

**Sidewall Style Key:**  
**BW** – Blackwall  
**SWW** – Slim Whitewall

**MWW** – Medium Whitewall  
**WWW** – Wide Whitewall  
**EWWW** – Engraved Wide Whitewall



WARNING: Use only Harley-Davidson approved tires. Using non-approved tires or mixing approved tires from different manufacturers on the same motorcycle, can adversely affect stability, which could result in death or serious injury.



Product	REVOLUTION MAX®	SPORTSTER®	DYNA®	SOFTAIL®	TOURING
Selecting a Backrest	–	87	87	121	238
Selecting a Collection	–	430-431	430-431	430-431	430-431
Selecting a Seat	–	61	82	110	238
Selecting a Windshield	–	49	–	105	218
Selecting Performance Upgrades	–	336-337	336-337	336-337	336-337
Selecting Touring Accessories	–	61	82	110	238
#1 Skull Engine Trim Collection	–	439	439	439	439
21" Front Fender	–	–	–	–	648, 649, 680
80Grit™ Footpegs	17	479	479	479	479
Adaptive LED Headlamps	7	–	614	614	614
Adventure Windshield	6	–	–	–	–
Air Cleaner Covers	–	458, 463	462, 463	351, 353, 462, 463	351, 353, 462, 463
Air Cleaner Kits	–	404, 406	380, 386	346, 350, 380, 385	346, 353, 380, 385
Air Deflectors	11	–	81	149	225, 235, 302
Air Filter – K&N®	16	416, 736, 737	416, 736, 737	416, 736, 737	416, 736, 737
Air Filter Elements	16	416, 736, 737	416, 736, 737	416, 736, 737	416, 736, 737
Air Foil Luggage Racks	–	62	91	162	–
Air Pump with Light	758, 740	740	740	740	740
Air Wing Fender Rail for Trike	–	–	–	–	277
Air Wing Luggage Racks	–	–	–	–	258, 266, 275
Air Wing Saddlebag Lid Rails	–	–	–	–	277
Airflow Controls Collection - Chrome	–	497	497	497	497
Airflow Controls Collection - Gloss Black	–	496	496	496	496
Airflow Engine Trim Collection	–	440	440	440	440
Antennas	–	–	–	–	596
Antifreeze and Coolant	–	–	–	–	706
Ape Handlebars	–	535	535, 538, 539	535, 538, 539	539, 546, 547
Auxiliary Lamp Bulbs	–	614, 618	614, 618	614, 618	614, 618
Auxiliary Lighting/Fog Lamps	7	–	617	617, 619	617, 619
Auxiliary Power Ports	–	598	598	598	598
Auxiliary Switch Housings	–	525	525	525	525
Auxiliary Switches	–	525	525	525	330, 525
Axle Adjuster Hardware	–	–	–	187	–
Axle Covers – Front	23	71	71	142, 162	304, 305
Axle Covers – Rear	23	72	101	143, 126, 168, 169	–
Axle Wrench	–	–	734	734	734
Backpack – Sissy Bar	–	663, 667	663, 667	663, 667	663, 667
Backrest – Passenger	15	58	–	121, 106, 140, 143	258, 260, 261
Backrest – Rider	–	56	84	115, 134	243, 252, 253
Backrest Pads – Sissy Bar	25	59	90	123, 106, 142, 143	251, 262, 264
Backrest Pads – Tour-Pak®	–	–	–	–	268, 271

Product	REVOLUTION MAX®	SPORTSTER®	DYNA®	SOFTAIL®	TOURING
Badlander® Seats	–	54	84	116, 135	250
Banjo Bolt Kits	–	524	524	182, 524	303, 524
Bar End Mirrors	–	46, 515	515	515	515
Batteries	–	733	733	733	733
Battery - Lithium LiFe	–	733	733	733	733
Battery Chargers	748, 730, 732	730, 732	730, 732	730, 732	730, 732
Battery Charging Extension	750, 732	732	732	732	732
Battery Charging Harness	750, 732	732	732	732	732
Battery Covers/Boxes	–	47, 58	–	–	–
Beach Handlebar	–	–	533	533	533
Bearing Greases	725, 707	707	707	707	707
Belt Guards	–	73	101	185	323
Bevel Seats	–	–	–	111	–
Black Fin Engine Trim Collection	–	–	448, 449	448, 449	448, 449
Black Hardware - Engine	–	470	470	470	470
Black Standard Line Bags	–	65, 668	668	128, 668	668
Black Standard Line Saddlebags	–	65	–	128, 150	–
Bluetooth® Headsets	605, 587, 595	587, 595	587, 595	587, 595	587, 595
Board To Peg Conversion Kit	–	–	–	133	288
Bobber Solo Seats	–	55	85	120, 137	–
Boom! Audio – Stage I	–	–	–	–	566, 571
Boom! Audio Amplifier Kits	–	–	–	–	567, 574, 582
Boom! Audio Headsets	605, 587, 595	587, 595	587, 595	587, 595	587, 595
Boom! Audio SiriusXM® Satellite Radio	–	–	–	–	580, 586
Boom! Audio Speaker Kits	–	–	–	–	568, 585
Boom! Audio Speakers – Fairing	–	–	–	–	569, 575, 584
Boom! Audio Speakers - Fairing Lower	–	–	–	–	570, 576, 577, 585
Boom! Audio Speakers – Saddlebag	–	–	–	–	569, 576
Boom! Audio Speakers - Tour-Pak	–	–	–	–	570, 577, 584, 585
Boom! Audio Speakers – Trike Body	–	–	–	–	570, 577
Boom!™ Audio – Stage II	–	–	–	–	572, 578
Brake Caliper Covers/Inserts	–	73	–	182	302, 303
Brake Calipers	–	73	–	139, 165	302
Brake Disc Hardware	–	659	659	659	659
Brake Fluid	724, 706	706	706	706	706
Brake Levers	26	–	96	134, 481, 483	288, 481, 483
Brake Pads	–	739	739	739	739
Brake Pedal Pads/Covers	–	–	476, 504	476, 504	476, 504
Brake Rotors	–	656, 657	656, 657	656, 657	656, 657
Brass Collection	–	–	440	440	440
Brass Controls Collection	–	502, 503	502, 503	502, 503	502, 503
Brawler® Seats	–	54	–	116, 135	250



Product	REVOLUTION MAX®	SPORTSTER®	DYNA®	SOFTAIL®	TOURING
Brush Guards	11	-	-	-	-
Bug Eater Sponge	732, 714	714	714	714	714
Bug Remover	728, 710	710	710	710	710
Bungee Cords/Nets/Straps	688, 670	670	670	670	670
Bungee Soft Hooks	688, 670	670	670	670	670
Café Custom Tail Section	-	692	-	-	-
Café Fairing	-	51	81	105	-
Café Seat	-	54	-	-	-
Cam Tensioner	-	-	392	375, 392	375, 392
Cams	-	410	390	362, 363, 390	362, 363, 390
Cartridge Forks	-	67	95	-	298
Cell Phone Carriers	-	597	597	597	597
Center Stand	11	-	-	-	294
Chain and Lock Kits	741, 723, 724	723, 724	723, 724	723, 724	723, 724
Chain Lube	-	704	704	704	704
Chizeled Handlebar	-	534	534	534	546, 548
Chopped Engine Guard	-	-	-	-	295
Chopped Tour-Pak™	-	-	-	-	688, 689
Chrome & Rubber Controls Collection	-	501	501	501	501
Circulator Seat and Backrest Pads	-	57	86	119, 138	257
Cleaning Brushes	732, 714	714, 714	714, 714	714, 714	714, 714
Cleaning/Detailing Products	726, 708, 715	708, 715	708, 715	708, 715	708, 715
Clocks	-	607	607	607	607
Clutch – Slipper/Variable Pressure	-	-	423	423	423
Clutch Kits	-	424	423, 424	422, 424	422, 424
Coil Covers	-	-	103	141, 170	-
Collection – #1 Skull	-	439	439	439	439
Collection – Airflow Chrome	-	440	440	440	440
Collection – Black Fin	-	-	448, 449	448, 449	448, 449
Collection – Brass	-	-	440	440	440
Collection – Dark Custom	-	438	438	438	438
Collection – Defiance	-	-	443, 445	443, 445	443, 445
Collection – Dominion™	-	-	442, 443, 484	442, 443, 484, 486	442, 443, 484, 486
Collection - Empire	-	-	-	356, 432	359, 432
Collection – H-D® Motor Co.	-	434	434	434	434
Collection - HDMC	-	-	-	433	433
Collection – Kahuna	-	-	435	435	435
Collection – Live to Ride	-	441	441	441	441
Collection – Rail	-	458	-	-	-
Collection - Ride Free	-	433, 695	433, 695	433, 695	433, 695
Collection – Ride Free	-	433	433	433	433
Collection – Willie G Skull	-	436, 437	436, 437	436, 437	436, 437

Product	REVOLUTION MAX®	SPORTSTER®	DYNA®	SOFTAIL®	TOURING
Collections - Wild One	22	-	-	-	-
Color Shop Limited Series	-	-	-	-	676, 677
Compact Windshields	24	50	78	107, 90, 128	220
Console Kits	-	76	-	141, 160	318
Controls Collections - Airflow Chrome	-	497	497	497	497
Controls Collections - Airflow Gloss Black	-	496	496	496	496
Controls Collections - Brass	-	502, 503	502, 503	502, 503	502, 503
Controls Collections - Chrome & Rubber	-	501	501	501	501
Controls Collections - Diamond Black	-	504	504	504	504
Controls Collections - Dominion Black	-	484	484	484	484
Controls Collections - Dominion Bronze	-	485	485	485	485
Controls Collections - Edge Cut	-	494, 495	494, 495	494, 495	494, 495
Controls Collections - Empire Black	-	478	478	478	478
Controls Collections - Empire Chrome	-	476	476	476	476
Controls Collections - Empire Machine Cut	-	477	477	477	477
Controls Collections - Endgame Black	-	-	-	482, 483	482, 483
Controls Collections - Endgame Granite	-	-	-	480, 481	480, 481
Controls Collections - Kahuna Black	-	492	492	492	492
Controls Collections - Kahuna Chrome	-	493	493	493	493
Controls Collections - Ride Free	-	500	500	500	500
Controls Collections - Ride Free	-	500	500	500	500
Controls Collections - Rizoma	-	-	-	487	-
Controls Collections - Streamliner Black	-	499	499	499	499
Controls Collections - Streamliner Chrome	-	498	498	498	498
Controls Collections - Tactical	9	-	-	-	-
Controls Collections - Voltaic	-	-	-	487	-
Controls Collections - Wild One	22	-	-	-	-
Controls Collections - Willie G Skull Black	-	488, 489	488, 489	488, 489	488, 489
Controls Collections - Willie G Skull Chrome	-	490, 491	490, 491	490, 491	490, 491
CoolFlow™ Fan Kit	-	-	-	-	236
Crate Engines	-	-	-	418, 420	418, 419, 421
Cruise Control Kits	-	-	-	525	-
Cruiser Cradle Wheel Chock	739, 721	721	721	721	721
Cup Holders	-	-	-	-	670
Cut Back Side Covers	-	47	-	-	-
Cylinder Base Cover	-	-	455	455	450
Dark Custom™ Engine Trim Collection	-	438	438	438	438
Dash Panel Extension	-	-	100	178	-
Daymaker Adaptive LED Headlamp	7	-	614	614	614
Daymaker™ LED Headlamps	-	615, 617	614, 617	614, 617	614, 617
Denim Paint Cleaner	729, 711	711	711	711	711
Derby Covers	22	432, 449	432, 449	377, 432, 449	377, 432, 449



Product	REVOLUTION MAX®	SPORTSTER®	DYNA®	SOFTAIL®	TOURING
Detach Depot Storage Racks	-	720	720	720	720
Detachable Latch Kits	-	89,725	-	125,145,725	259,725
Detachable Saddlebags	12	-	93	126,109,147,148	-
Detachable Seat Hardware	-	57	86	120,139	255
Detachable Sideplates/Backrest	-	58	-	122,141,142	258,264
Detachables Lock	-	89,725	-	125,145,725	259,725
Detailing/Cleaning Products	726,708,715	708,715	708,715	708,715	708,715
Diamond Black Controls Collection	-	504	504	504	504
Dipsticks	-	75,464	464,465	464,465	464,465
Disc Brake Locks	741,723	723	723	723	723
Docking Hardware - HoldFast™	-	-	-	121	-
Docking Hardware – Sissy Bar/Rack	-	-	87	121,140	259
Docking Hardware Covers	-	467	467	467	467
Dominion Collection - Bronze	-	485	485	485	485
Dominion Collection Inserts	-	-	443	443	443
Dominion™ Collection - Black	-	484	484	484	484
Drag Seat	-	-	-	-	249
Duffel Bags	-	663,667	663,667	663,667	663,667
Dunlop Tires	773,755	742,743	742,743	742,743	742,743
Edge Cut Controls Collection	-	494,495	494,495	494,495	494,495
EFI Tuners	-	340,341	340,341	340,341	340,341
Electra Glide® Windshields	-	-	-	-	222,224
Electrical Accessory Adapters	-	599	599	599	330,599
Empire Controls Collection - Black	-	478	478	478	478
Empire Controls Collection - Chrome	-	476	476	476	476
Empire Controls Collection - Machine Cut	-	477	477	477	477
Empire Engine Trim Collection	-	-	-	356,432	359,432
Endgame Controls Collection - Black	-	-	-	482,483	482,483
Endgame Controls Collection - Granite	-	-	-	480,481	480,481
Engine Brightener	729,711	711	711	711	711
Engine Covers/Black Kits	-	458,459	452,453	444,446,452,453	444,446,452,453
Engine Covers/Chrome Kits	-	460	454	447,454	447,454
Engine Guard Footpeg Mounts	-	508,510	508,510,511	508,510,511	508,510,511
Engine Guards	-	70	99	138,157	294,295
Engine Mounts	-	461	-	-	451,457
Engines – LongBlock	-	-	426,427	426,427	426,427
Engines – Milwaukee-Eight®	-	-	-	420	418,419
Engines – Twin Cam	-	-	-	-	421
Ethanol Guard	725,707	707	707	707	707
Exhaust Shields	17	407,409	388	356,357,388	358,388
Extended Side Covers	-	-	-	-	683
Extreme Billet Air Cleaners	-	405	385	385	385

Product	REVOLUTION MAX®	SPORTSTER®	DYNA®	SOFTAIL®	TOURING
Extreme Ventilator Air Cleaners	-	-	-	348	348
Fairing Air Deflectors	-	-	-	-	221
Fairing Bras	-	-	-	-	333
Fairing Edge Lights	-	-	-	-	612
Fairing Loweres	-	-	-	-	234,683
Fairing Mount Mirrors	-	-	-	-	316,514
Fairing Pouches	-	-	-	-	232,233
Fairing Trim – Illuminated	-	-	-	-	227,612
Fan Kit – CoolFlow™	-	-	-	-	236
Fender Bibs	-	57	86	157	-
Fender Bra – Trike	-	-	-	-	285
Fender Skirts	-	-	-	189	311
Fender Strut Covers/Hardware	-	-	101	144	323
Fender Tips/Trim/Spears	-	-	100	189,173	308,310,311
Fenders – Front	-	-	-	-	309,649,680
Finned Headbolt Bridges	-	466	466	451,466	451,466
Flag Kits – American	-	672	672	672	672
Flag Kits – POW/MIA	-	673	673	673	673
Flag Kits – Wounded Warrior Project®	-	673	673	673	673
Flat Out Handlebar	-	-	-	-	138
Fog Lamps	7	-	617	617	617,619
Foot Controls – Extended Reach	-	-	-	131,152,153	286
Foot Controls – Reduced Reach®	-	-	96	132	-
Footboard Covers	-	-	-	137,512,513	292,293,512,513
Footboard Mounts – Passenger	-	-	-	136,155	290,292
Footboard Mounts – Rider	-	-	96	131	286
Footpeg Mounts/Hardware	27	68,511	-	136,155,511	288,290,291,511
Footpegs and Shifter Pegs	17	476,509	476,509	476,509	476,509
Fork Nut Covers	-	72	72	181	-
Fork Oil	-	706	706	706	706
Fork Slider Covers/Tins	-	-	-	139,122,158,160	301
Fork Sliders	-	-	-	139,158	300,301
Fork/Handlebar Bags	-	666	666,669	666,669	-
Forward Control Kits	-	69	96	131,153	-
Front End Kits	-	-	-	176	301
Front Fender – Wrapped	-	-	-	-	680
Fuel Caps – Flush Mount	17	77,604	604,606	145,604,606	604,606
Fuel Caps and Medallions	17	77	604,607	145,604,607	604,607
Fuel Gauges	-	74	606	606	602,606
Fuel Stabilizer	725,707	707	707	707	707
Fuel Tank Console Doors	-	-	-	-	318,319
Funnels	723,705	705	705	705	705



Product	REVOLUTION MAX®	SPORTSTER®	DYNA®	SOFTAIL®	TOURING
Fused Handlebar	-	-	-	536, 537	544, 545
Garage Door Opener	-	720	720	720	720
Gauge Bezels/Trim Rings	-	603	603	141, 603	312, 317, 603
Gauges	-	74, 601	600, 601, 603	600, 601, 603	600, 604
Gauges – Fairing Mount	-	-	-	-	602, 603
Gear Indicator	-	601	601	601	601
Get-A-Grip™ Hand Grips	-	505	505	505	505
Glaze™ Poly Sealant	730, 712	712	712	712	712
Gloss Detailer	728, 710	710	710	710	710
GPS – zumo®	-	598	598	598	598
GPS Mounts	-	597	597	597	597
Guards - Brush	11	-	-	-	-
Guards - Engine	-	70	99	138, 157	294, 295
Guards - Hand	11	-	-	-	-
Guards - Headlamp	11	-	-	-	-
Guards - Muffler	10	-	-	-	-
Hand Control Lever Kits	-	518	518	518	518
Hand Grips	9	476, 507	476, 507	476, 507	476, 507
Hand Guards	11	-	-	-	-
Handlebar Clamps	-	607	607	607	607
Handlebar Risers	9	549, 553	549, 553	549, 553	549, 553
Handlebar/Fork Bags	-	666	666, 669	666, 669	-
Handlebars	-	526, 548	526, 548	526, 548	526, 548
Hardware – Chrome	-	469, 473	469, 473	469, 473	469, 473
Hardware Covers	-	466, 469	466, 469	466, 469	466, 469
Harley Detailing Kit	733, 715	715	715	715	715
Harley Hammock Touring Seats	-	-	-	115	245, 246
Harley Travel Care Kit	733, 715	715	715	715	715
Harley Wash Bucket	731, 713	713	713	713	713
Harley® Bike Wash Kit	733, 715	715	715	715	715
H-D Motor Co. Engine Trim Collection	-	434	434	434	434
H-D® Detachables	-	58	-	158, 142, 145	259, 261, 265, 267
HDMC Engine Trim Collection	-	-	-	433	433
Headbolt Covers/Bridges	-	466	466	451, 466	451, 466
Headlamp Bulbs	-	615, 617	614, 618	614, 618	614, 618
Headlamp Guards	11	-	-	-	-
Headlamp Nacelles	-	-	-	140	-
Headlamp Trim Rings	-	620, 624	620, 624	141, 620, 624	620, 624
Headlamp Visors	-	51, 624	-	624	624
Headlamps – LED	-	615, 617	614, 617	614, 617	614, 617
Headsets	605, 587, 595	587, 595	587, 595	587, 595	587, 595
Heated & Cooled Seats	-	-	-	-	246, 247

Product	REVOLUTION MAX®	SPORTSTER®	DYNA®	SOFTAIL®	TOURING
Heated Hand Grips	9	506, 507	506, 507	506, 507	506, 507
Heated Seats/Backrests	-	-	-	-	243, 245, 246, 247
Heavy Breather Air Cleaners	-	404	380, 382	346, 347, 380, 382	346, 347, 380, 382
Heel Shifter	-	-	-	134, 117, 152, 153	287, 289
Helmet Locks	742, 724	724	724	724	724
High-Flow Air Cleaner	16	404, 406	380, 385	346, 350, 380, 385	346, 353, 380, 385
High-Output Alternator Kits	-	-	-	-	331
Highway Peg Mounting Kits	-	68	-	508, 510, 511	508, 510, 511
HOG Booster Portable Charger	750, 732	732	732	732	732
Hog Ties® Straps	740, 722	722	722	722	722
HoldFast Docking Hardware	-	-	-	121	-
HoldFast Luggage Racks	-	-	-	125	-
HoldFast Sissy Bar Uprights	-	-	-	122	-
HoldFast Tour-Pak Mounting Rack	-	-	-	129	-
Hollywood Handlebar	-	533	533	533	533
Horn Covers	-	634, 635	634, 635	634, 635	634, 635
Horn Kits	-	643	643	643, 645	643
Inner Fairing – Color-Matched	-	-	-	-	686, 687
Inner Fairing Trim Kits	-	-	-	-	312, 317
Inner Primary Cover – Chrome	-	-	-	-	450
Jiffy Stands and Extensions	10	70	98	174	286
K&N® Air Filters and Care Products	16	416, 737	416, 737	416, 737	416, 737
Kahuna Controls Collection - Black	-	492	492	492	492
Kahuna Controls Collection - Chrome	-	493	493	493	493
Kahuna Engine Trim Collection	-	-	435	435	435
Keyed-To-Match Keys	-	728	728	728	728
King Size Windshields	-	-	-	109, 129, 130	219, 221
Knee Pads – Tank	6	47	86	120, 139	-
Leather Badlander Seat	-	54	-	153	250
Leather Rejuvenator	730, 712	712	712	712	712
LED Headlamps	-	615, 617	614, 617	614, 617	614, 617
LED King Tour-Pak® Brake/Turn/Tail Lamp Kit	-	-	-	-	325, 637
LED Tail Lamps	-	638	638, 639	638, 639	324, 327, 635, 639
LED Turn Signals	-	627, 631	627, 631	627, 631	627, 632
LED Turn Signals	-	627, 630	627, 630	627, 632	627, 632, 635, 637
License Plate Frames	-	640, 642	640, 642	640, 642	327, 640, 642
License Plate Hardware	-	642, 643	642, 643	642, 643	642, 643
License Plate Mounts	-	640	640	640	327, 640, 642
Lifter Covers	-	461	455, 457	451, 455, 457	451, 455, 457
Lighted Hand Controls	-	-	-	-	524
Limited Paint Sets	-	-	-	-	676, 677
Lithium Batteries	-	733	733	733	733



Product	REVOLUTION MAX®	SPORTSTER®	DYNA®	SOFTAIL®	TOURING
Lithium LiFe Battery	-	733	733	733	733
Live To Ride Engine Trim Collection – Gold	-	441	441	441	441
Locks and Cables	741, 723, 725	723, 725	723, 725	723, 725	723, 725
LongBlock Program	-	-	426, 427	426, 427	426, 427
Lower Fork Sliders	-	-	-	139, 158	300, 301
Luggage - Pan America Aluminum	12	-	-	-	-
Luggage - Pan America Soft	14	-	-	-	-
Luggage - Pan America Sport	13	-	-	-	-
Luggage – Trike	-	-	-	-	283, 284
Luggage Rack	-	62	-	125, 144, 145	258, 265, 267, 275
Master Cylinder Cover Kits	-	519, 523	519, 523	519, 523	519, 523
Michelin Tires	773, 755	744, 745	744, 745	744, 745	744, 745
Microfiber Detailing Cloth	732, 714	714	714	714	714
Mid-Control Kits	26	69	-	132	-
Mid-Frame Air Deflectors/Trim	-	-	81	149	235, 682
Milwaukee Eight® Engine Trim	-	-	-	376, 377, 432, 451	376, 377, 432, 451
Mini Footboard Kits	-	508	508	508	508
Mirrors	-	515, 517	515, 517	515, 517	316, 514, 517
Mirrors - Bar End	-	46, 515	515	515	515
Moto Bars	-	-	-	531	-
Motorcycle Covers	17	716, 719	716, 719	716, 719	716, 719
Motorcycle Oil	19	700, 703	700, 703	700, 703	700, 703
Mud Flaps	-	-	-	189	332
Muffler End Caps	-	407, 408	-	355, 356, 387	359, 361, 389
Muffler Guards	10	-	-	-	-
Mufflers	16	407	387	354, 356, 387	358, 361, 389
Mustache Engine Guards	-	70	99	138, 157	294
Ohlins Touring Suspension	-	-	-	-	297
Oil Change Kits	721, 703	703	703	703	703
Oil Cooler Covers	-	-	103	140, 170	306
Oil Cooler Fan Kit	-	-	-	-	236, 237
Oil Cooler Kits	-	74	103	188	237
Oil Dipsticks with Temperature Gauge	-	75, 464	464	464	464
Oil Drain Pan	722, 704	704	704	704	704
Oil Filter Wrenches	19	705	705	705	705
Oil Filters	19	704	704	704	704
Oil Funnels	723, 705	705	705	705	705
Oil Pressure Gauges	-	-	603	603	603
Oil Pump	-	-	392	375, 392	375, 392
Oil Tank Covers	-	47, 58	-	-	-
Oil Temperature Gauge	-	75, 464	464	464	464, 602, 603
One-Piece Sissy Bar Uprights	25	59	89	123, 142	-

Product	REVOLUTION MAX®	SPORTSTER®	DYNA®	SOFTAIL®	TOURING
Onyx Premium Luggage	-	662, 665	662, 665	662, 665	662, 665
Organizer – Tour-Pak®	-	-	-	-	281, 282
Overwatch Bags	-	666	666	666	666
Pagers – Security	-	729	729	729	729
Paint Guard Kits	-	-	-	108	333
Paints	711, 693	693	693	693	693
Passenger Armrests	-	-	-	-	254
Passenger Backrest Pads	15	59	90	123, 106, 142, 143	251, 262, 264, 268
Passenger Footboard Covers	-	-	512, 513	137, 512, 513	292, 293, 512, 513
Passenger Footboard Supports	-	-	-	136, 155	290, 292
Passenger Footboards – Adjustable	-	-	-	-	291
Passenger Footboards/Pans	-	-	-	137, 512, 513	291, 293, 512, 513
Passenger Footpeg Mounts	27	68, 511	-	136, 155	290, 291
Passenger Grab Rails	-	-	-	-	255
Passenger Pillions	8	56	84	118, 136	243, 251
Phone Mounts	-	597	597	597	597
Power Port – 12V	-	598	598	598	598
Power Switches	-	525	525	525	330, 525
Premium Shocks	-	67	95	-	297, 299
Profile® Low Suspension	-	-	-	130, 159	296, 299
Pushrod Covers	-	461	457	451, 457	451, 457
Pushrods	-	-	391	364, 391	364, 391
Quarter Fairing	-	51	81	105, 691	-
Quick Wash	728, 710	710	710	710	710
Quickshifter - Screamin' Eagle	16	-	-	-	-
Radio and Gauge Trim	-	-	-	-	312, 315, 317
Rail Collection Engine Trim	-	458	-	-	-
Rain Covers – Seats	-	719	-	156, 719	257, 719
Razor-Pak Luggage	-	-	-	-	268
Reach Seats	8	52	83	112, 95, 132	240, 241
Reach® Handlebars	-	-	528	528, 529, 535	541, 543
Reduced Effort Clutch Kit	-	-	523	523	523
Replacement Windshield Screens	-	-	-	149	219
Ride Free Controls Collection	-	500	500	500	500
Ride Free Engine Trim Collection	-	433, 695	433, 695	433, 695	433, 695
Ride Free™ Collection	-	433	433	433	433
Rider Backrests	-	56	84	115, 134	243, 252, 253
Rider Footboards/Inserts	-	-	476, 504, 512	476, 504, 512	476, 504, 512
Riser and Clamp Kits	9	550, 553	550, 553	550, 553	550, 553
Riser Bushings/Hardware	-	552	552	552	552
Rizoma Contros Collection	-	-	-	487	-
Roackrod Fosgate Road King Audio	-	-	-	-	564



Product	REVOLUTION MAX®	SPORTSTER®	DYNA®	SOFTAIL®	TOURING
Road Glide® Windshields	-	-	-	-	228, 229
Road Zeppelin® Seat Pads	-	57	86	119, 138	256
Road Zeppelin® Seats	-	-	-	-	244
Rockford Fosgate - Fairing Speakers	-	-	-	-	557
Rockford Fosgate Amplifiers	-	-	-	-	561, 564
Rockford Fosgate Audio	-	-	-	-	556, 564
Rockford Fosgate Speakers - Fairing Lower	-	-	-	-	560
Rockford Fosgate Speakers – Saddlebags	-	-	-	-	558
Rockford Fosgate Speakers – Tour-Pak	-	-	-	-	559
Rockford Fosgate Subwoofer Kit	-	-	-	-	563
Saddlebag Bottoms – Stretched	-	-	-	-	684
Saddlebag Coolers	-	-	-	-	283
Saddlebag Filler Strip Kits	-	-	-	-	323
Saddlebag Guard Bags	-	-	-	-	284
Saddlebag Guard Kits	-	-	99	128, 156	276, 278, 279
Saddlebag Latches	-	-	-	-	320, 321
Saddlebag Lid Bra	-	-	-	-	285
Saddlebag Lid Rails	-	-	-	-	277
Saddlebag Liners	13	-	-	128, 667	280, 283, 667
Saddlebag Lock Kits	-	725	725	165, 149, 725	322, 725
Saddlebag Storage Stand	-	-	-	-	715
Saddlebag Supports	15	65	-	128	278
Saddlebags	15	64	-	126, 110, 146, 150	684
Saddlebags – Detachable	15	-	93	126, 109, 147, 148	-
Saddlebags – Hard	15	-	-	-	684
Saddlebags – Throw Over	-	65	-	128, 150	-
Saddlebags – Trike	-	-	-	-	282
Scratch & Swirl Repair	728, 710	710	710	710	710
Screamin' Eagle Quickshifter	16	-	-	-	-
Screamin' Eagle – Twin Cam	-	-	378, 379	378, 379	378, 379
Screamin' Eagle Performance	16	402, 403	378, 379	342, 343, 378, 379	342, 343, 378, 379
Screamin' Eagle Suspension	-	67	-	-	296, 297
Screamin' Eagle® – Milwaukee-Eight™	-	-	-	342, 343	342, 343
Screamin' Eagle® – Sportster®	-	402, 412	-	-	-
SE120ST Engine	-	-	-	-	421
Seat - Drag	-	-	-	-	249
Seat Pads	-	57	86	119, 138	256, 257
Seats	8	83	-	111, 102, 132, 138	240, 251
Seats – Badlander®	-	54	84	116, 135	250
Seats – Bevel	-	-	-	111	-
Seats – Brawler®	-	54	-	116, 135	250
Seats – Harley® Hammock	-	-	-	115	245, 246

Product	REVOLUTION MAX®	SPORTSTER®	DYNA®	SOFTAIL®	TOURING
Seats - Heated & Cooled	-	-	-	-	246, 247
Seats – Low Profile	-	-	84	111, 98, 135	249, 251
Seats – Reach®	8	52	83	112, 95, 132	240, 241
Seats – Road Zeppelin®	-	-	-	-	244
Seats – Signature Series®	-	53	84	152	243
Seats – Spring	-	55	85	120, 137	-
Seats – Sun Ray®	-	-	-	-	243
Seats – Sundowner™	8	84	-	116, 99, 133	247, 248
Seats – Super Reach®	-	52	83	150	240
Seats – Tallboy®	8	52	83	114, 132	242
Security Systems	23	726, 729	726, 729	726, 729	726, 729
Service Covers	-	719	719	719	719
Service Lifts	739, 721	721	721	721	721
Shift Levers	-	-	96	134, 117, 152, 153	287, 289
Shift Linkages/Covers	-	71	-	135, 154	287
Shifter Pegs and Footpegs	17	476, 509	476, 509	476, 509	476, 509
Shocks	-	67	95	130, 159	296, 299
Side Case Mounts - Pan America	15	-	-	-	-
Side Cases - Pan America	12	-	-	-	-
Side Covers – Extended	-	-	-	-	683
Side Mount License Plate	-	77	-	-	-
Signature LED Lighting	-	629	616, 628, 629	616, 628, 629	324, 325, 616, 628
Signature Series Seats	-	53	84	152	243
Sissy Bar Bags	-	663, 668	663, 668	663, 668	663, 668
Sissy Bar Locks	-	89, 725	-	125, 145, 725	259, 725
Sissy Bar Uprights	25	58	88	122, 141, 142	258, 260, 261
Sissy Bar Uprights - HoldFast	-	-	-	122	-
Skid Plates	10	-	-	-	-
Soft Hooks	740, 722	722	722	722	722
Soft Lowers	-	70	81	138, 157	234
Solo Racks	-	63	92	163	267, 272
Spark Plug Wires	-	416	416	416	416
Spark Plugs	19	415, 738	415, 738	415, 738	415, 738
Speaker Trim – Chrome	-	-	-	-	312, 313, 315
Speakers	-	-	-	-	565, 585
Speedometer/Tachometer Gauges	-	74, 601	600, 601	600, 601	600, 602
Split Vision Mirrors	-	516	516	516	516
Spoilers	-	47	-	691	324, 681
Sport Windshields	-	50	-	105, 88, 128	220
Spray Cleaner & Polish	728, 710	710	710	710	710
Spring Saddles	-	-	-	120, 137	-
Spring Seats	-	55	85	120, 137	-



Product	REVOLUTION MAX®	SPORTSTER®	DYNA®	SOFTAIL®	TOURING
Sprocket Covers & Hardware	-	73, 658	-	658	-
Stage Kits	-	410, 412	390, 401	362, 373, 390, 401	362, 373, 390, 401
Steer Stem Bolt Covers	-	72	-	-	-
Steering Damper	9	-	-	-	-
Storage Covers	17	716, 719	716, 719	716, 719	716, 719
Streamliner Controls Collection - Black	-	499	499	499	499
Streamliner Controls Collection - Chrome	-	498	498	498	498
Street Tuner	-	340	340	340	340
Sun Ray® Heated Seats/Backrests	-	-	-	-	243, 270
Sundowner™ Seats	8	84	-	116, 99, 133	247, 248
Sunwash® Bike Soap	728, 710	710	710	710	710
Super Sport Windshields	-	50	-	106, 128	-
Suspension Air Pumps	-	-	-	-	299
Suspension Kits	-	67	95	130, 159	296, 299
Swingarm – Chrome	-	73	-	-	-
Swingarm Bags	-	65	-	127, 149	-
Swingarm Pivot Bolt Covers	23	72	-	144, 166	-
Switch Cap Kits	-	521	521	521	521, 524
Switch Housing Kits	-	520, 521	520, 521, 525	520, 521, 525	520, 521, 525
SYN3® Synthetic Oil	19	701	701	701	701
Tactical Controls Collection	9	-	-	-	-
Tail Bag	27	-	-	-	-
Tail Lamp Visors	-	640	640	640	640
Tail Lamps – LED	-	638	638, 639	638, 639	635, 639
Tail Light – Tri Bar	-	-	639	639	326, 639
Tallboy® Seats	8	52	83	114, 132	242
Tank Bag	15	-	-	-	-
Tank Knee Pads	6	47	86	120, 139	-
Tank Panels	-	76	100	141, 160	-
Tank/Air Box Bra	-	57	-	-	285
Tappet Block Trim	-	461	455, 457	451, 455, 457	451, 455, 457
Tappets	-	410	391	391	391
Thermometers	-	607	607	607	607
Throw-Over Saddlebags	-	65	-	129, 151	-
Tie-Down Brackets	-	-	-	179	309
Tie-Down Straps	740, 722	722	722	722	722
Timer Covers	22	432, 449	432, 449	376, 432, 449	376, 432, 449
Tire Pressure Gauges	758, 740	740, 741	740, 741	740, 741	740, 741
Tire Pressure Monitoring System	18	-	-	-	740
Tires	19	742, 755	742, 755	742, 755	742, 755
Tool Kits	18	734, 735	734, 735	734, 735	734, 735
Top Case Mounts - Pan America	15	-	-	-	-

Product	REVOLUTION MAX®	SPORTSTER®	DYNA®	SOFTAIL®	TOURING
Top Cases - Pan America	15	-	-	-	-
Tour-Pak – King	-	-	-	-	688, 689
Tour-Pak – Leather	-	65	-	129, 151	268
Tour-Pak Brake/Tail Lamp Kit	-	-	-	-	325, 637
Tour-Pak Conversion Kit	-	-	-	-	274
Tour-Pak Hinges/Latches	-	-	-	-	320, 321
Tour-Pak Interior Light Kit	-	-	-	-	327
Tour-Pak Lid Tether	-	-	-	-	321
Tour-Pak Liners	13	-	-	-	280, 283, 667
Tour-Pak Luggage Rack	-	65	-	-	275, 276
Tour-Pak Mounting Rack	-	65	-	129, 151	272, 274
Tour-Pak® – Chopped	-	-	-	-	688, 689
TPMS	18	-	-	-	740
Transmission and Primary Lubricant	-	703	703	703	703
Travel-Paks	13	-	-	128, 667	283, 667
Trunk Door Organizer	-	-	-	-	281
Trunk Guard	-	-	-	-	332
Turn Signal Lens Kit	-	625, 630	625, 630	625, 630, 632	625, 630, 632
Turn Signal Trim Rings	-	625	625	625	625
Turn Signals – LED	-	627, 630	627, 630	627, 632	627, 632
Twin Cam Short Block	-	-	425	425	425
Ultra Boom!™ Bagger Kits	-	-	-	-	568
USB Charging Adaptors	-	599	599	599	599
Valve Springs	-	-	391	364, 391	364, 391
Valve Stem Caps	-	659	659	659	659
Valve Stem Extension	759, 741	741	741	741	741
Ventilator Air Cleaner	-	-	383	348, 349, 383	348, 349, 383
Voltage Regulators/Covers	-	-	103	188	309, 331
Voltaic Controls Collection	-	487	487	487	487
Wash Mitt	731, 713	713	713	713	713
Wheel and Spoke Brush	731, 713	713	713	713	713
Wheel and Tire Cleaner	728, 710	710	710	710	710
Wheel Installation Kits	18	655	655	655	655
Wheel Spacers – Front	-	-	-	178	302
Wheel Weights	-	659	659	659	659
Wheels	18	-	-	653, 654	648, 653
Wheels - Agitator	-	-	-	-	651
Wheels - Annihilator	-	-	-	654	-
Wheels - Combo Cast Laced	-	-	-	-	648
Wheels - Enforcer	-	-	-	-	652
Wheels - Fugitive	-	-	-	-	650
Wheels - H-D Prodigy	-	-	-	-	650



Product	REVOLUTION MAX®	SPORTSTER®	DYNA®	SOFTAIL®	TOURING
Wheels - Impeller	-	-	-	-	653
Wheels - Knockout	-	-	-	-	649, 680
Wheels - Laced	18	-	-	-	-
Wheels - Seismic	-	-	-	654	-
Wheels - Tomahawk	-	-	-	-	651
Wheels - Turbine	-	-	-	-	653
Wild One Controls Collection	22	-	-	-	-
Wild One Engine Trim Collection	22	-	-	-	-
Willie G Skull Controls Collection - Black	-	488, 489	488, 489	488, 489	488, 489
Willie G Skull Controls Collection - Chrome	-	490, 491	490, 491	490, 491	490, 491
Willie G Skull Engine Trim Collection	-	436, 437	436, 437	436, 437	436, 437
Windshield Bags	-	668, 669	668, 669	668, 669	232, 233, 668, 669
Windshield Clamps – Locking	-	51	725	725	-
Windshield Storage Bag	-	729	729	729	729
Windshield Trim – Batwing Fairing	-	-	-	-	226, 227
Windshield Trim – Road Glide	-	-	-	-	230, 231
Windshields - Adventure	6	-	-	-	-
Windshields – Compact	24	50	78	107, 90, 128	220
Windshields – Electra Glide®	-	-	-	-	222, 224
Windshields – King Size	-	-	-	109, 129, 130	219, 221
Windshields – Replacement Screens	-	-	-	149	219
Windshields – Road Glide®	-	-	-	-	228, 229
Windshields – Sport	-	50	-	105, 88, 128	220
Windshields – Super Sport	-	50	-	106, 128	-
Windshields – Wind Splitter	-	-	-	106, 90, 128	220, 222, 228
Wireless Headsets	605, 587, 595	587, 595	587, 595	587, 595	587, 595
Wireless Interface Module	-	-	-	-	588
Wrapped Front Fender	-	-	-	-	680
zumo® GPS	-	616, 598	616, 598	598	598

93936	693	12700020	738	16200164	426	25600085	436	25700180	452	25700712	445
98625	710	14100618	189, 310	16200339	419	25600087	436	25700337	455	25700722	442
10400049	120, 157, 255	14100747	311	16200340	419	25600089	436	25700385	454	25700740	436
10400069	375	14100748	311	16200341	420	25600097	448	25700388	448	25700742	436
10500093	57, 86, 120, 157, 255	14100749	311	16200342	420	25600098	444	25700434	438	25700744	436
10800055	606	14101218	695	16200521	419	25600099	440	25700435	439	25700750	444
10800056	606	14101219	695	16200522	419	25600108	435	25700438	452	25700768	442
10800057	606	14101220	606	16400020	461	25600109	435	25700467	444	25700777	442
10800058	606	14101402	22	16400022	461	25600114	435	25700469	437	25700779	442
11100078	333	14101557	22	16400055	457	25600115	435	25700472	441	25700780	442
11100080	333	14900033	733	16400056	451, 457	25600117	376	25700476	434	25700791	443
11100088	333	14900091	703	17900032	391	25600118	376	25700477	444, 448, 452	25700792	443
11100098	333	14900127	18, 733	17900033	391, 457	25600119	376	25700491	444	25700793	443
11100125	333	14900138	19	17900058	364	25600120	376	25700504	440	25700795	443
11100222	109	16200070	425	17900073	364	25600121	376	25700505	440	25700804	443
11100225	109	16200071	425	17900076	391, 457	25600122	376	25700506	440	25700805	443
11300002	705	16200085	426	17900081	451	25600123	376	25700515	440	25700806	443
11300004	731	16200086	426	17900083	461	25600124	376	25700520	444	25700807	443
11300005	704	16200087	426	17900084	461	25600125	376	25700531	458	25700822	442
12600036	63, 89, 163, 259	16200088	426	18100080	364	25600127	376	25700532	458	25700870	314
12600251	470	16200091	426	25400125	410	25600129	376	25700533	458	25700887	435
12600252	470	16200092	426	25400199	363	25600132	376	25700538	458	25700888	435
12600253	470	16200093	426	25400200	363	25600133	434	25700602	446	25700890	451
12600254	470	16200094	426	25400201	363	25600134	434	25700604	446	25700913	444, 449
12600255	470	16200095	426	25400202	363	25600135	434	25700631	450	25700934	449
12600256	470	16200096	426	25600046	440	25600138	433	25700632	450	25700937	449
12600257	470	16200103	426	25600047	440	25600140	433	25700633	306	25700941	449
12600258	470	16200104	426	25600064	438	25600142	448	25700634	306	25700958	437
12600259	470	16200105	426	25600065	439	25600145	433	25700638	444	25700959	434
12600260	470	16200106	426	25600066	437	25600152	432	25700653	457	25700960	438
12600261	470	16200108	426	25600067	441	25600153	376	25700654	450	25700961	441
12600262	470	16200109	426	25600068	434	25600154	376	25700661	447	25700965	442
12600263	470	16200162	426	25600074	452	25700020	448, 452	25700663	447	25700966	442
		16200163	426	25600081	440	25700148	432	25700710	445	25700967	440



25700968	449	25800055	444	29400128	405	29400357	350	33600075	497	34800032	458	41000018	340	41500120	648, 649, 653, 657	41800771	704	43000124	71, 142, 180, 304	45500015	176	47200732	10
25700969	440	25800061	451	29400141	414, 735	29400358	414, 735	33600076	289	34800047	442	41000369	525			41800772	704			45500106	298	47200927	138
25700970	449	25800062	451	29400173	380	29400359	414, 735	33600093	502	34800048	442	41000445	341	41500147	648, 649, 653, 657	41800773	704	43000129	143, 187	45500157	298	47500047	23
25700971	444, 449	25800063	447	29400212	734	29400363	351	33600154	496	36500131	450	41000460	725			42200007	658	43000159	142	45500158	298	49000005	70
25700972	449	25800065	446	29400217	383	29400366	351, 436	33600164	134	36700004	518	41300004	737	41500154	657	42300009	739	43000177	71, 142, 180, 305	45500167	300	49000006	70
25700973	449	25800087	445	29400218	383	29400387	346	33600165	134	36700052	518	41300027	737	41500156	657	42300150	18	43000178	143, 186	45500171	300	49000069	332
25700976	436	25800098	444	29400219	383	29400388	346	33600166	134	36700064	518	41300033	737	41500161	657	42400003	655	43000212	71, 304	45500200	300	49000077	99
25700987	435	25800130	442	29400220	385	29400396	348	33600167	134	36700065	518	41300053	737	41500163	657	42400008	655	43000214	23	45500400	139	49000078	99
25700988	435	25800132	442	29400221	385	29400397	348	33600168	134	36700067	518	41300061	524	41500172	657	42400016	302	43000215	23	45500401	139	49000138	138
25701020	434	26800120	236	29400222	384	29400400	348	33600169	134	36700100	519	41300062	524	41500174	657	42400033	655	43100049	19	45500402	139	49000139	138
25701021	434	26800121	236	29400230	383	29400405	347	33600180	484	36700104	518	41300072	737	41600079	288	42400034	655	43000215	23	45500403	139	49000140	138
25701022	434	26800128	236	29400233	384	29400406	347	33600214	485	36700105	518	41300102	737	41600082	288	42400035	655	43000215	23	45500402	139	49000139	138
25701023	434	26800152	236	29400234	384	29400407	347	33600215	486	36700119	522	41300116	302	41600208	288	42400036	655	43000215	23	45500405	139	49000191	10
25701039	449	26800191	704	29400235	384	29400412	348	33600216	486	36700209	518	41300148	139, 183	41600215	134	42400038	18	43000010	178	45500406	139	49000192	11
25701040	449	27300139	414, 735	29400236	384	29400426	16, 734	33600217	486	36700210	518	41300152	139, 183	41600216	134	42400039	18	43300324	652	45500427	130	49000194	24
25701043	449	29200011	81	29400237	384	29400427	16, 734	33600218	486	36700211	518	41300154	302	41600217	134	42400045	648	43300336	652	45500514	72, 181	49000231	138
25701057	433	29400015	734	29400238	384	31400088	450	33600224	135	37000026	424	41300161	737	41600219	134	43000026	71, 142, 180, 304	43300386	652	45500515	72, 181	49000232	138
25701059	433	29400019	414, 735	29400239	384	31400090	450	33600256	493	37000258	422	41300169	737	41600220	134	43000046	71, 142, 180, 305	43300442	651	45500516	181	50000023	286
25701061	433	29400020	16, 414, 734, 735	29400240	384	31400092	457	33600257	492	37000286	422	41300181	302	41600280	288	43000046	71, 142, 180, 305	43300589	654	45600022	301	50000032	98
25701063	433	29400021	414, 735	29400247	414, 735	31600012	736	33600258	489	37000287	422	41300196	737	41600298	481	43000046	142	43300590	654	45600023	301	50000091	174
25701077	449	29400042	734	29400248	734	31600085	415, 736	33600259	135, 172, 287	37000288	422	41300197	737	41600299	483	43000046	180	43300593	654	45600031	301	50000122	286
25701086	433	29400045	734	29400267	734	31600105	415, 736	33600292	481	40100061	423	41300214	737	41600304	481	43000050	144, 186	43300594	654	45700054	295	50000248	10
25701088	433	29400045	734	29400275	414, 735	31600106	415, 736	33600295	481	40900070	652	41500007	656	41600305	483	43000050	186	43300597	654	45700068	9	50000263	286
25701169	432	29400063	385	29400276	414, 735	31600108	416	33600301	483	40900346	652	41500008	656	41600326	26	43000051	186	43300598	654	45800014	100	50000264	10
25701171	432	29400064	385	29400285	380	31600109	416	33600303	483	40900391	652	41500052	656	41700297	522	43000052	186	43300640	653	45800022	301	50300030	62, 92, 162
25701173	432	29400065	414, 735	29400293	414, 735	31600110	416	33600306	17	40900571	654	41500053	656	41700334	522	43000062	142	43300673	650	45800034	301	50300031	62, 92, 162
25701175	432	29400078	734	29400297	414, 735	31600111	416	33600313	499	40900572	654	41500069	657	41700440	519	43000090	142	43300674	650	45800035	301	50300097	258
25701177	432	29400103	385	29400298	349	31600112	416	33600325	289	40900574	654	41500094	656	41700442	522	43000096	71, 142, 180, 305	43300821	18	45800036	301	50300130	125
25701179	432	29400104	385	29400299	349	31600113	416	33600333	477	40900575	654	41500095	659	41700463	519	43000108	143	45400006	176	45800037	301	50300133	125
25701181	22	29400109	414, 735	29400339	436	31600180	19	33600335	476	40900622	653	41500107	657	41700480	519	43000109	143	45400058	95	45800117	72, 181	50300136	125
25701403	377	29400116	385	29400341	436	31600190	19	33600338	26	40900624	651	41500108	657	41800004	171	43000110	186	45400176	67	45800133	140	50300140	125
25701404	377	29400117	385	29400345	436	32700002	178	33600345	289	40900661	650	41500109	657	41800005	171	43000123	71, 142, 180, 304	45400218	298	45800134	140	50300174	129
25701407	377	29400118	414, 735	29400355	350	32700151	16	33900186	287	40900662	650	41500110	657	41800220	704			45400219	298	47200240	234	50300176	129
25701408	377	29400127	405, 459	29400356	350	33600001	170, 289	34800031	444	40900814	18			41800770	704			45500014	176	47200278	309	50300186	129



50300188	129	50500837	131	50501147	97, 137, 292, 512	50501399	500	50501830	476	50600232	496	50600425	479	52000209	52	52000353	113	52300257	261	52300502	123	52400130	56
50300192	129	50500840	131	50501148	493	50501400	500	50501831	478	50600266	484	50600457	477	52000248	247, 251	52000354	113	52300258	261	52300503	123	52400140	251
50500030	494	50500851	494	50501150	493	50501401	500	50501832	477	50600267	484	50600458	478	52000249	247, 251	52000355	114	52300300	263	52300504	123	52400141	251
50500035	504	50500856	490	50501151	493	50501402	500	50501855	476	50600268	485	50600459	476	52000252	242	52000356	114	52300312	270	52300513	125, 723	52400162	57, 85, 119, 156, 256
50500042	290	50500857	494	50501197	487	50501403	500	50501856	478	50600269	485	50600463	477	52000253	240	52000389	111	52300314	270	52300514	125, 723	52400168	118
50500109	68, 98, 174, 508	50500858	490	50501225	492	50501510	487	50501857	477	50600290	486	50600464	478	52000254	153	52000391	111	52300317	270	52300518	125, 723	52400169	118
50500124	68, 98, 174, 508	50500869	484	50501227	492	50501558	484	50501895	476	50600291	486	50600465	476	52000257	250	52000398	113	52300319	269	52300519	125, 723	52400170	118
50500139	68, 98, 174, 508	50500870	484	50501228	492	50501559	485	50501896	478	50600292	486	50600466	477	52000259	54	52000399	117	52300334	271	52300557	124, 262	52400171	118
50500144	68, 98, 174, 508	50500871	484	50501265	496	50501602	479	50501897	477	50600294	486	50600467	478	52000260	54	52000400	111	52300353	259	52300560	124, 262	52400175	118
50500167	510	50500872	485	50501266	496	50501603	479	50501898	476	50600295	486	50600468	476	52000267	153	52000430	112	52300354	259	52300566	263	52400186	118
50500168	510	50500873	485	50501266	496	50501604	479	50501899	478	50600296	486	50700001	670	52000268	246, 250	52000452	249	52300359	269	52300567	269	52400196	111
50500225	96, 171, 286	50500874	485	50501281	488	50501605	479	50501900	477	50600297	486	50700005	96	52000269	54	52000461	249	52300360	271	52300572	269	52400197	111
50500247	96	50500937	486	50501282	488	50501610	97, 137, 292, 512	50501932	476	50600311	490	50700020	69	52000276	55, 155	52000471	8	52300361	263	52300573	263	52400204	117
50500270	68	50500938	486	50501283	489	50501611	97, 137, 292, 512	50501933	478	50600313	490	50700021	69	52000277	55, 85, 155	52000472	8	52300364	59	52300574	271	52400225	118
50500435	497	50500939	486	50501284	489	50501612	479	50501934	477	50600317	494	50700028	69	52000279	55, 155	52000478	8	52300366	59	52300642	253	52400249	8
50500436	497	50500940	486	50501285	489	50501613	479	50501938	478	50600318	494	50700040	48, 69	52000290	115	52000510	25	52300401	159	52300643	121	52400251	25
50500437	497	50500947	484	50501286	489	50501613	479	50501939	477	50600338	496	50700061	131	52000291	116	52000564	245	52300403	59	52300644	121	52400271	25
50500482	503	50500949	485	50501287	489	50501613	479	50501945	476	50600340	493	52000011	151	52000293	116	52000566	245	52300409	115	52300645	121	53000063	275
50500578	290	50500967	494	50501288	488	50501640	133	50501945	476	50600341	492	52000015	84	52000294	115	52100016	55	52300415	258	52300646	121	53000130	321
50500693	131	50500988	503	50501289	489	50501641	480	50501950	476	50600342	488	52000034	53	52000295	117	52100029	120	52300432	122	52300715	25	53000131	320
50500695	131	50500992	484	50501290	489	50501642	288	50501951	478	50600342	488	52000057	251	52000298	116	52100043	120	52300433	122	52400039	154	53000195	321
50500696	131	50500992	484	50501294	484	50501643	480	50501952	477	50600343	488	52000062	53	52000300	116	52200004	722	52300434	122	52400040	251	53000217	321
50500709	503	50500993	485	50501295	485	50501644	482	50502020	22	50600344	488	52000072	245	52000301	116	52300018	58, 88, 159	52300435	122	52400053	53	53000218	321
50500717	496	50501113	136	50501382	479	50501645	480	50502026	27	50600345	488	52000075	245	52000302	112	52300020	58, 88, 159	52300436	122	52400066	151	53000221	273
50500718	491	50501114	136	50501383	17, 479	50501648	480	50502111	476	50600346	484	52000098	151	52000303	112	52300022	58, 88, 159	52300437	122	52400073	254	53000225	272
50500722	491	50501117	136	50501385	479	50501649	480	50502112	478	50600347	485	52000099	150	52000304	112	52300024	58, 88, 159	52300439	122	52400090	255	53000229	276
50500729	495	50501118	136	50501387	479	50501679	482	50502113	477	50600365	486	52000128	248	52000305	114	52300038	160	52300441	122	52400091	255	53000237	321
50500769	136	50501128	136	50501389	479	50501680	482	50502136	26	50600366	486	52000133	243	52000315	120	52300065	87	52300442	122	52400106	254	53000238	324, 636
50500771	136	50501142	491	50501390	17, 479	50501684	482	50502158	487	50600367	486	52000135	243	52000327	57, 85, 119, 156, 256	52300103	85, 119, 156, 257	52300444	122	52400121	53	53000239	324, 636
50500781	503	50501143	495	50501392	479	50501716	482	50502159	487	50600368	486	52000183	248	52000334	240	52300105	257	52300446	122	52400125	56	53000242	276
50500787	503	50501144	97, 137, 292, 512	50501394	479	50501796	499	50502192	27	50600386	481	52000201	244	52000334	240	52300105	257	52300448	122	52400127	56	53000247	276
		50501145	491	50501396	500	50501800	499	50600159	497	50600401	483	52000203	53	52000349	117	52300140	670	52300454	122	52400128	118	53000252	320
		50501146	495	50501397	500	50501801	499	50600165	497	50600417	499	52000207	52	52000350	117	52300239	158	52300456	122	52400129	118	53000253	320
				50501398	500	50501819	499	50600169	502	50600424	479			52000352	113	52300245	56						



53000302	281	55800103	534	55801003	535	56000077	316, 514	56100234	485	56100412	507	57300151	145, 604	57400255	230	57400369	109	61100188	17	61300770	349, 446	61400206	672
53000303	282	55800188	535	55801004	544, 547	56000080	515	56100235	485	56100427	476	57300165	145, 604	57400256	230	57400380	219	61300055	438	61300788	352, 462	61400210	315
53000322	280	55800198	534	55801015	536	56000081	515	56100253	506	56100428	478	57300185	145, 604	57400270	228	57400381	219	61300057	351, 438	61300792	434	61400224	226
53000323	280	55800345	532	55801016	536	56000084	316, 514	56100255	507	56100429	477	57300186	145, 604	57400271	228	57400383	219	61300109	382	61300794	319	61400225	306
53000329	320	55800386	540	55801029	536	56000090	516	56100256	506	56100462	22	57300213	141	57400274	221	57400454	6	61300110	382	61300811	140	61400292	623
53000330	320	55800421	534	55801030	536	56000134	46, 515	56100257	507	56100463	22	57300214	141	57400279	228	57400456	6	61300120	352, 463	61300828	353, 463	61400293	623
53000343	320	55800430	534	55801056	537	56000135	516	56100259	507	56100479	487	57300216	145, 603	57400280	229	57400459	24	61300128	352, 463	61300845	351	61400294	623
53000392	281	55800431	534	55801057	537	56000136	516	56100260	507	57000063	235	57300236	145, 604	57400281	228	57400499	6	61300186	102	61300846	351	61400295	623
53000404	688	55800439	548	55801058	537	56000137	516	56100261	507	57000307	333	57300291	6	57400294	230	57400503	108	61300217	437	61300891	352, 462	61400296	313
53000405	688	55800440	548	55801059	537	56000171	516	56100264	507	57000510	235	57400006	51, 723	57400295	230	57400505	108	61300218	439	61300892	352, 462	61400297	313
53000431	284	55800563	528	55801324	539	56000241	22	56100266	507	57000529	225	57400091	222	57400299	230	57400526	229	61300220	441	61300928	435	61400298	313
53000459	273	55800568	548	55801325	539	56000294	516	56100267	507	57001234	682	57400092	222	57400310	229	57400528	223	61300254	434	61300929	435	61400299	313
53000570	129	55800569	548	55801326	538	56000301	516	56100268	507	57001249	104, 691	57400093	228	57400318	50	58900319	681	61300275	226	61300991	435	61400311	311
53000598	129	55800579	533	55801327	538	56000305	516	56100318	506	57001250	104, 691	57400110	147	57400319	50	58900590	681	61300299	386	61300993	348	61400312	311
53000751	13	55800580	532	55801330	533	56100007	505	56100319	493	57001627	104, 691	57400111	147	57400320	230	59500766	144	61300310	227	61300994	348	61400323	351, 440
53000800	15	55800587	532	55900023	552	56100008	505	56100330	487	57100179	185	57400112	147	57400323	106	59500767	144	61300358	226	61301005	434	61400325	227
53000814	12	55800589	543	55900074	530	56100009	505	56100331	506	57100210	234	57400114	147	57400324	108	59500769	144	61300452	644	61301022	435	61400328	314
53000816	12	55800590	543	55900114	46	56100010	505	56100332	492	57100211	70	57400115	147	57400327	107	59500770	144	61300505	679	61301025	433	61400334	314
53000847	15	55800591	543	55900122	551	56100015	505	56100342	506	57100212	81	57400120	79	57400328	109	59500771	144	61300516	383, 462	61301027	433	61400339	351, 440
53000862	13	55800592	543	55900123	551	56100034	507	56100355	505	57100213	175	57400143	149	57400329	109	59600018	332	61300517	383, 462	61301045	644	61400344	72, 144
54000008	299	55800712	529	55900165	552	56100036	505	56100356	496	57100227	309	57400150	231	57400330	108	59600022	308	61300536	462	61301177	644	61400346	144, 184
54000016	72, 101	55800714	529	55900166	551	56100048	498	56100358	506	57100233	607, 685	57400159	148	57400331	107	60300004	185	61300542	440	61400001	317	61400374	673
54000017	72, 101	55800715	528	55900194	550	56100083	494	56100361	488	57100258	683	57400176	220	57400332	109	60300196	73	61300621	644	61400002	455	61400375	673
54000041	177	55800717	528	55900227	550	56100108	497	56100362	507	57100270	234	57400204	222	57400333	107	60800005	99	61300622	645	61400025	441	61400377	673
54000066	95	55800719	529	55900228	550	56100112	497	56100363	507	57100297	73	57400205	222	57400334	106	61100076	145, 604	61300623	644	61400028	235	61400399	314
54000077	67	55800721	529	55900237	550	56100133	502	56100364	488	57100366	138	57400206	222	57400335	109	61100106	77, 145, 604	61300654	437	61400058	277	61400411	679
54000091	299	55800852	550	55900238	550	56100142	504	56100378	500	57200139	47, 75	57400224	223	57400336	107	61100131	145, 603	61300655	438	61400148	466	61400437	141
54000134	130	55800854	550	55900241	9	56100199	46, 515	56100379	500	57200140	47, 75	57400225	223	57400337	107	61100132	145, 603	61300656	441	61400176	466	61400440	141
54000143	130	55800856	531	55900297	11	56100202	515	56100391	480	57200157	235	57400226	223	57400345	51	61100133	145, 603	61300657	439	61400193	315	61400451	312
54000159	299	55800858	531	56000029	316, 514	56100218	496	56100394	482	57200159	47, 75	57400227	223	57400360	109	61100134	145, 603	61300658	434	61400194	315	61400455	441
54000165	299	55800861	531	56000039	517	56100231	484	56100401	9	57200258	11	57400228	223	57400361	107	61100136	145, 603	61300762	353	61400197	315	61400509	140
54000193	297	55800862	545	56000042	517	56100232	484	56100402	9	57300065	47, 86, 120, 157	57400229	224	57400367	108	61100158	145, 603	61300768	349, 447	61400201	312	61400517	72
54000294	130	55800863	545	56000076	316, 514	56100233	484	56100411	499	57300149	145, 603	57400243	224	57400368	108	61100180	145, 604	61300769	349, 445	61400205	673	61400573	141, 622



61400574	622	62600030	699,700	64900636	355	65100219	359	67700115	622	67800574	639	67801326	629	68000183	617	69200971	328,597	70900843	319	76000734	581	76000982	557
61400593	226	62600033	701	64900638	355	65100220	359	67700116	622	67800575	639	67801327	629	68000184	617	69201108	617	71400105	330	76000745	583	76000983	557
61400598	443	62600041	700	64900690	355	65100221	359	67700117	622	67800614	638	67801329	629	68000194	610	69201109	617	71400106	330	76000748	572	76000984	559
61400599	443	62600042	700	64900691	355	65400078	388,409	67700215	620	67800615	638	67900007	640	68000213	611	69201148	598	71400129	330	76000749	583	76000985	559
61400602	443	62600060	700	64900752	356	65400405	388,408	67700216	621	67800616	638	67900008	327,641	68000214	611	69201149	598	71500110	521	76000751	583	76000986	558
61400603	443	62600082	700	64900754	356	65400422	409	67700355	616	67800617	638	67900056	327,641	68000218	610	69201150	598	71500177	521	76000768	587	76000987	558
61400606	443	62600083	700	64900756	356	65400457	357	67700439	616	67800639	630	67900058	327,641	68000252	616	69201525	611	71500178	521	76000837	592	76000988	560
61400607	443	62600087	700	64900758	356	65400458	357	67700487	622	67800640	630	67900130	93	68000253	616	69201529	611	71500179	521	76000838	590	76000989	560
61400609	443	62600088	700	64900828	354	65400459	357	67700555	11	67800642	630	67900273	327,641	68000312	325,637	69201530	611	71500185	520	76000839	592	76000990	561
61400617	672	62600091	701	64900829	354	65400460	357	67800060	627	67800643	630	67900275	327,641	68000313	325,637	69201594	611	71500285	521	76000840	590	76000991	560
62400260	375	62600093	701	64901190	356	65400461	357	67800061	627	67800644	630	67900359	692	68000340	7,619	69201595	611	71500286	521	76000842	585	76000992	557
62400264	375	62600094	701	64901191	356	65400464	388,408	67800133	638	67800645	630	67900360	692	68000343	7,619	69201625	611	71500441	521	76000862	595	76000997	561
62500026	140	62600099	19,699	64901192	355	65400466	356	67800166	619	67800706	308,626	68000042	619	69000007	76,643	69201636	611	71500442	520	76000863	595	76001045	562
62500027	140	62600100	19,699	64901193	355	65400468	356	67800167	626	67800707	308,626	68000076	62,91,162	69000009	76,643	69201704	341	71500515	521	76000947	574	76001046	562
62600004	701	62600101	19,699	64901205	358	65400472	357	67800355	638	67800802	126	68000090	617	69000038	717	69201706	330,598	71500517	521	76000948	575	76001071	596
62600005	699	62600102	19,699	64901208	358	65400480	357	67800356	638	67800830	126	68000092	617	69000058	99	69201726	587	71500561	524	76000950	575	76001072	596
62600007	700	62600111	700	65100016	361,389	65400481	357	67800357	638	67800977	631	68000104	612	69000124	23	69201750	598	76000193	671	76000951	582	76001074	564
62600008	700	62600112	700	65100017	361,389	65400648	17	67800358	638	67800978	631	68000105	638	69200091	329,597	69202757	7	76000259	594	76000952	582	76001082	593
62600009	700	62700009	75,464	65100019	361,389	65600155	408	67800374	632	67800980	631	68000111	265,266	69200181	274	69202993	23	76000280	572	76000953	574	76001100	560
62600010	701	62700011	75,464	65100028	361,389	65600329	360	67800375	632	67800982	631	68000112	275	69200357	329,598	70900078	600	76000351	585	76000954	581	76001113	564
62600011	699	62700015	703	65100044	387,408	65600330	360	67800452	51,633	67801023	325,637	68000113	275	69200441	618	70900176	601,602	76000505	576	76000955	580	76001137	593
62600013	700	62700045	702	65100062	361,389	65600331	360	67800457	638	67801024	325,637	68000114	277	69200442	618	70900274	74,599	76000512	584	76000956	580	76001163	563
62600014	700	62700055	702	65100063	387,408	65600332	360	67800477	627	67801080	324,636	68000115	277	69200605	328	70900283	602	76000523	572,579	76000957	575,581	76001164	563
62600015	699	62700082	74	65100078	359	65600389	16	67800478	627	67801082	324,636	68000116	265,266	69200722	330,598	70900284	602	76000537	596	76000959	573	76001178	588
62600017	700	62700180	464	65100085	359	66000005	730	67800479	627	67801128	325,637	68000129	332	69200772	265,266	70900463	318	76000539	231	76000960	573	76001179	588
62600018	700	62700192	465	65100153	355	66000107	724	67800480	627	67801129	325,637	68000141	617	69200826	329,597	70900475	599	76000549	596	76000974	562	76001180	589
62600019	701	62700194	464	65100160	356	66000130	730	67800483	326,635	67801147	628	68000142	617	69200854	328,597	70900501	318	76000573	597	76000975	562	76200037	140,564
62600021	699	62700199	703	65100161	356	66000147	730	67800484	326,635	67801148	628	68000151	327	69200855	328,597	70900709	605	76000574	597	76000976	562	90200670	166
62600023	700	62700204	236,237	65100165	356	66000304	729	67800491	326,635	67801149	629	68000152	327	69200863	617	70900774	601	76000584	583	76000977	559	90200735	324,636
62600024	700	62700239	703	65100166	356	66000313	729	67800492	326,635	67801150	629	68000170	617	69200864	617	70900775	601	76000585	583	76000978	559	90200736	324,636
62600025	704	62700280	19	65100216	356	67700059	615	67800493	326,635	67801151	629	68000171	617	69200865	585	70900781	605	76000586	583	76000979	558	90200737	277
62600026	704	64900476	407	65100217	356	67700109	615	67800494	326,635	67801152	629	68000172	614	69200907	585	70900816	141	76000617	576,583	76000980	557	90200787	278
62600027	704	64900477	407	65100218	356	67700112	615	67800554	639	67801184	628	68000173	614	69200970	328,597	70900817	141	76000618	583	76000981	557	90200788	278



90200791	279	90202087	15	92500077	369	93100028	717	93300123	664	93600077	708	17964-99	454	26155-09A	237	29200102EFM	687	29314-08	734	29900028A	331, 598	32093-98B	416
90200792	277	90202088	12	92500078	369	93100034	727	93300124	664	93600078	709	17966-99	454	26157-07A	188	29200102EFP	687	29319-08	386	29903-07A	397	32095-98B	415
90200793	277	90202107	14	92500079	371	93100040	715	93300125	664	93600079	710	18013-03A	391, 410	26157-11A	188	29200102EFU	687	29325-95A	734	29985-87	331	32184-08A	340
90200873	323	90202220	13	92500080	371	93100041	715	93300126	665	93600080	710	18404-08	391	27539-08A	397	29200102EGZ	687	29328-99	351, 441	29999-97B	331	32303-08A	416
90200876	277	90300003	165, 723	92500081	371	93100042	715, 716	93300128	27	93600081	710	18572-13	391, 410	27543-08	396	29200102EKA	687	29331-04	734	30003-10	411	32318-08A	416
90200882	282	90300010	166	92500082	371	93100043	715, 716	93300129	15	93600082	709	19221-15	421	27557-08	396	29200102EKG	687	29331-96	734	31335-03A	456	32325-08A	416
90200914	322	90300017	165, 723	92500083	366	93100044	715, 717	93300142	14	93600083	710	24017-10	392	27564-09A	396	29200102EKP	687	29377-08	734	31559-99A	456	32335-04	736
90200915	322	90300086	63, 89, 163, 259, 723	92500084	367	93100070	17	93300158	665	93600084	708	24018-10	392	27794-08	736	29200102EKR	687	29400022A	414, 735	31600048A	416	32336-04	736
90200918	280	90300087	63, 89, 163, 259, 723	92500086	367	93300001	281	93300159	664	93600085	709	25127-04A	441	27956-10	351, 439	29200102ELE	687	29400061A	382, 404	31600051A	416	32337-04	736
90200981	278	90300111	724	92500094	372	93300060	284	93500006	179, 309	93600107	712	25130-04A	434	28714-10	414, 735	29200102ELG	687	29400227A	404	31600054A	416	32338-04	736
90200991	283	90300117	724	92500095	373	93300061	284	93500011	309	93600108	708	25213-04	460	28716-10A	381	29200102ENR	687	29400228A	404	31619-06A	456	32342-04	736
90200992	285	90300118	726	92500096	366	93300062	284	93600002	709	93600109	708	25282-11	392	28720-10	382	29200102ENT	687	29400232A	405, 458	31621-06A	456	32359-00C	416
90201044	99	90300117	724	92500097	366	93300063	284	93600007	713	93600110	712	25284-11	392	28721-10	383	29200102ENV	687	29400245A	353	31709-04	103	32360-00C	416
90201052	322	91600001	705	92900001	719	93300070	283, 667	93600010	709	93600114	712	25307-06	459	28722-10	383	29200102ENX	687	29400246A	353	31783-00	456	32362-04A	736
90201084	322	91800029	659	92900002	719	93300072	283, 667	93600011	708	93600115	710	25331-10	439	28728-10	386, 406	29200102EOG	687	29416-04	437	31901-08A	416	32365-04	736
90201107	684	91800030	179	92900004	719	93300097	233	93600012	708	93600123	709	25333-10	439	28739-10A	382, 404	29200102EOR	687	29417-04	351, 437	31902-08A	416	32367-04	736
90201108	607, 685	91800066	464	92900042	719	93300098	253	93600013	708	93600124	709	25338-99B	434	28740-10A	382, 404	29200102EOW	687	29424-05B	414, 735	31907-08A	416	32414-09	438
90201109	607, 685	92500011	400	92900043	719	93300099	667	93600016	711	12700096A	738	25340-99A	441	29000009A	406	29200102EOX	687	29437-01A	734	31930-99C	416	32415-09	438
90201206	323	92500028	394	92900066	11	93300103	663	93600023	708	16205-10	457	25364-01B	453	29000019A	406	29200102EPB	687	29462-99	734	31932-99C	416	32519-10	439
90201312	128	92500031	399	93100005	718	93300104	663	93600025	709	16213-10	451, 457	25369-01B	454	29006-09C	381	29200102ESH	687	29493-05A	351	31937-99C	416	32520-10	439
90201315	128	92500032	399	93100015	718	93300105	663	93600026	710	16295-07A	460	25440-04A	437	29017-09	382	29200102ESK	687	29503-07	386	31939-99C	416	32581-90TB	441
90201321	64	92500033	399	93100016	718	93300106	664	93600028	710	17529-92	455	25441-04A	437	29080-09A	404	29200102ESN	687	29509-06	734	31944-99C	416	32584-88TA	448
90201324	65	92500035	395	93100017	720	93300107	128, 667	93600029	708	17537-07A	460	25454-01	448	29084-04DH	461	29200102ETF	687	29510-05	386	31946-99C	416	32585-90T	441
90201433	65	92500038	398	93100018	715, 716	93300110	128, 667	93600031	709	17537-96C	460	25460-04	460	29098-09A	381	29200102EUZ	687	29586-06	386	31956-04B	416	32668-98A	434
90201558	127	92500041	412	93100019	715, 716	93300112	668	93600033	710	17551-04	460	25460-06	460	29119-08	386	29200102EVA	687	29600-00	469	31958-04B	416	32677-01	448
90201567	127, 167	92500042	412	93100020	715, 716	93300113	668	93600034	710	17572-99	454	25486-05	459	29138-91A	463	29200102EVD	687	29624-08	386	31963-89B	416	32679-99A	448
90201568	127, 167	92500047	362	93100021	715, 716	93300114	668	93600056	713	17573-99A	454	25562-09	438	29153-07	460, 463	29200102EVG	687	29633-08	734	31964-89C	416	32689-99A	441
90201768	167	92500054	401	93100022	715, 716	93300116	667	93600068	709	17618-99A	453	25563-09	438	29170-08	386	29253-08C	381	29702-08B	414, 735	31965-08A	416	32690-99A	469
90201769	65, 128, 168	92500055	401	93100023	715, 716	93300117	667	93600071	708	17620-99	453	25638-07	390	29191-08	734	29259-86	734	29703-00	469	31967-08A	416	32714-98A	524
90201770	65, 128, 168	92500058	362	93100024	715, 716	93300119	666	93600073	709	17645-07A	459	25700021A	452	29200008A	149	29259-91A	734	29765-01	463	32042-07	455	32715-98	182, 303
90201777	128	92500059	444	93100025	715, 716	93300120	666	93600074	709	17655-05	459	25913-99	469	29200102DH	687	29264-08A	404	29782-07	406	32047-99A	434	32745-99	466
90201973	13	92500074	362	93100026	715, 716	93300121	666	93600075	708	17707-11	452	26082-05C	237	29200102EFF	687	29291-95	734	29784-07	411	32077-07	455	32747-99	466
90202082	12	92500075	362	93100027	715, 716	93300122	666	93600076	708	17709-11	452	26151-07B	103	29200102EFH	687	29299-08A	381	29823-04	441	32092-98B	416	32972-04A	437



32975-04A	437	35495-06	170	41149-98	659	42029-07	737
33395-06A	69	36700053A	518	41150-98	659	42047-08	183
33397-07A	69	36700094A	522	41161-01	642	42048-08	183
33760-09	135, 172, 287	36808-05	523	41170-03	642	42054-05	302
33778-09	71	37000121A	423	41171-03	659	42069-08	187
33801-09	135, 172, 287	37103-08	465	41202-08	187	42117-08A	519
33814-98A	135, 172, 287	37105-99	454	41371-08	302	42123-08	522
33876-07	170, 287	37116-06	454	41449-10	494	42200064A	423
33909-08A	171	37135-06	453	41451-08C	655	42200095A	423
34016-08	96, 171	37189-99	453	41453-08C	655	42275-07A	518
34018-08	135, 172, 287	37193-11	452	41454-08B	655	42298-08	737
34023-08	170, 289	37195-11	452	41455-08C	655	42300124A	18, 738
34043-10	96, 171	37198-11	452	41456-08C	655	42310-08	737
34045-10	170, 289	37757-07	658	41500012A	656	42400009A	655
34521-06B	453	37938-08KA	424	41700263D	519	42400010A	655
34535-00B	170, 289	37951-98	424	41700330A	519	42476-95	501
34539-00	96, 171	37980-10	424	41700421A	518	42478-95	501
34608-95	501	38002-04	424	41700422A	518	42638-08A	288
34635-90T	509	38843-08	518	41700423A	518	42679-01	511
34671-10	494	38845-08	518	41700424A	518	42710-04	490
34689-04	491	40006-85	732	41700425A	518	42711-04	490
34690-08	504	40120-09	101, 658	41700441A	519	42712-04	498
34760-04	448, 460	40121-09	658	41704-09	143, 186	42739-08	737
34761-04A	448, 460	40900057A	653	41705-09	143, 186	42831-04A	737
34790-05	448, 459	40900623A	651	41706-09A	143, 186	42836-04A	737
34794-05A	459	40955-05	182, 303	41830-05A	656	42847-10	494
34840-09	71	40959-05	182, 303	41831-05A	656	42850-06B	737
34850-09	135, 172, 287	41000008C	340	41832-05A	656	42897-06A	737
34856-06A	471	41000021G	725	41843-08	523	42897-08	737
34932-04	460	41000087F	725	41850-08	504	43013-09A	72
34943-05	459	41144-97	659	41852-08B	737	43061-04	305
34967-04	498	41145-97	659	41854-08	737	43062-04	305
35471-05	170, 287	41148-98	659	42012-06A	302	43063-04	305

43077-11A	655	44063-83D	737
43078-99	711	44082-00E	737
43161-97	178	44082-08	737
43163-08A	71, 142, 180, 305	44093-96	303
43221-08	186	44095-96	303
43235-08	184	44114-07	71, 142, 180, 304
43300494A	649	44116-07A	71, 142, 180, 304
43300496A	649	44117-07A	71, 142, 180, 304
43300642A	651	44148-07A	71, 142, 180, 305
43422-09	143, 186	44209-87D	737
43428-09	71, 142, 180, 304	44256-01	186
43462-00	184	44345-09	187
43822-01	466	44346-06	101
43833-07A	655	44357-00A	657
43834-98	182, 303	44358-00A	657
43848-08A	655	44359-00A	657
43851-11B	655	44360-00A	657
43854-08A	655	44367-00A	657
43858-00	466	44368-00A	657
43859-00	466	44395-00A	73, 183
43861-08A	655	44395-08	183
43864-96	305	44432-04	466
43868-99	466	44473-02A	303
43876-04	73, 658	44476-99	182, 303
43878-08B	655	44477-99	182, 303
43881-96	469	44942-08A	657
43884-96	466	44944-08A	657
43896-99	466	44947-08A	657
43897-86B	184	44950-08	656
43899-86A	71, 180, 305	44959-08	656
43911-95	466		
43957-86F	737		

44994-07	518	46549-03	294
45075-07	518	46555-03B	622
45078-96D	522	46559-03	309
45149-99C	523	46565-04	278
45281-99E	519	46595-06A	100
45284-99E	519	46646-05	659
45310-98	176	46647-05	659
45355-06B	519	46718-08	504
45355-08A	519	46889-06	100
45500172B	300	46944-07A	518
45591-02	178, 301	47300-88T	184
45800038B	301	47498-09	323
45813-03	182, 303	47596-91B	187
45848-03	182, 303	47612-08	184
45896-98	323	47630-09	184
45963-97	178, 301	47649-09	184
46098-98	520	47660-09	184
46099-98	520	47663-09	184
46129-98B	72, 181	47951-10	651
46302-01	172	48035-09	63, 89, 163, 467
46303-01	287	48211-08	184
46305-01	287	48212-08	184
46318-04	721	48218-10	63, 89, 163, 467
46363-11	737	48220-10	63, 89, 163, 467
46399-05A	72	48221-10	63, 89, 163, 467
46418-05B	519	48223-10	63, 89, 163, 467
46424-05B	522	48225-10	63, 89, 163, 467
46425-05A	523	48434-05A	73
46463-08	523	48452-00	184
46477-00	176		
46482-00	176		
46546-03	300		
46548-03	279		

49000105A	295	49000114A	295
49000117A	295	49000117A	295
49004-00A	175	49004-90	175
49004-90	175	49010-06	99
49018-88C	70	49018-88C	70
49019-95	96	49021-09	96
49021-09	96	49023-02A	175
49023-02A	175	49037-05A	175
49037-05A	175	49050-09A	294
49050-09A	294	49053-04A	68
49053-04A	68	49060-04	70
49060-04	70	49080-06A	96
49080-06A	96	49087-01	279
49087-01	279	49102-86T	508
49102-86T	508	49110-98	509
49110-98	509	49128-82	509
49128-82	509	49140-05B	175
49140-05B	175	49144-86	508
49144-86	508	49149-84A	509
49149-84A	509	49155-05B	294
49155-05B	294	49155-09B	294
49155-09B	294	49179-09	279
49179-09	279	49184-09A	294
49184-09A	294	49200-07A	175
49200-07A	175	49215-07	70
49215-07	70	49261-00A	174
49261-00A	174	49282-09B	278
49282-09B	278	49283-09	279
49283-09	279	49287-11	70
49287-11	70	49291-07	278
49291-07	278		

49312-10	494	49320-09	99
49320-09	99	49440-10	175
49440-10	175	49442-10A	294
49442-10A	294	50113-10	504
50113-10	504	50130-95A	501
50130-95A	501	50131-95A	501
50131-95A	501	50176-95	501
50176-95	501	50177-95	501
50177-95	501	50193-96	293, 513
50193-96	293, 513	50194-96	293, 513
50194-96	293, 513	50198-97C	290
50198-97C	290	50203-04	68
50203-04	68	50210-06	98
50210-06	98	50211-04	498
50211-04	498	50246-00	293, 513
50246-00	293, 513	50300008A	266
50300008A	266	50300042A	267
50300042A	267	50300044B	265
50300044B	265	50300054A	267
50300054A	267	50300058A	267
50300058A	267	50300076B	265
50300076B	265	50300099A	163
50300099A	163	50300124A	125
50300124A	125	50300125A	125
50300125A	125	50300126A	125
50300126A	125	50300127A	125
50300127A	125	50300131A	125
50300131A	125	50357-04	97, 137, 292, 513
50357-04	97, 137, 292, 513	50370-04	490
50370-04	490	50378-07B	292
50378-07B	292	50379-07B	292
50379-07B	292	50399-07A	173
50399-07A	173		

50409-04	286	50420-05	498
50420-05	498	50454-09	174
50454-09	174	50459-06	173
50459-06	173	50460-06	173
50460-06	173	50462-11	70
50462-11	70	50500-03	501
50500-03	501	50500403A	290
50500403A	290	50501388A	479
50501388A	479	50501395A	479
50501395A	479	50549-08	504
50549-08	504	50602-00A	173
50602-00A	173	50627-08	504
50627-08	504	50631-04	498
50631-04	498	50683-04	512
50683-04	512	50688-04	512
50688-04	512	50695-08A	504
50695-08A	504	50704-04	491
50704-04	491	50710-04	491
50710-04	491	50713-04	491
50713-04	491	50716-04	97, 137, 292, 513
50716-04	97, 137, 292, 513	50752-04	97, 137, 292, 513
50752-04	97, 137, 292, 513	50763-09	68, 98, 290, 511
50763-09	68, 98, 290, 511	50768-07A	291
50768-07A	291	50782-91	293, 513
50782-91	293, 513	50789-99B	291
50789-99B	291	50807-08	97, 137, 293, 513
50807-08	97, 137, 293, 513	50810-08	97, 137, 293, 513
50810-08	97, 137, 293, 513	50829-07A	510
50829-07A	510	50830-07A	510
50830-07A	510		

50832-07A	511	50855-09	174
50855-09	174	50865-09	174
50865-09	174	50911-08A	504
50911-08A	504	50915-90T	509
50915-90T	509	50916-90T	509
50916-90T	509	50932-08	173
50932-08	173	50957-02C	510
50957-02C	510	50964-98	511
50964-98	511	51060-08	286, 512
51060-08	286, 512	51074-10	57, 85
51074-10	57, 85	51076-10	119, 156, 257
51076-10	119, 156, 257	51078-10	57, 85, 119, 156, 257
51078-10	57, 85, 119, 156, 257	51112-00B	151
51112-00B	151	51132-98	60, 90, 161
51132-98	60, 90, 161	51146-10A	59
51146-10A	59	51161-10A	89
51161-10A	89	51322-08	286, 512
51322-08	286, 512	51345-08	171, 512
51345-08	171, 512	51397-06A	153
51397-06A	153		



51579-05A	263	51922-09	152	52347-97	60, 90, 161	52760-11	160	53000399ECN	688	53000402DZW	688	53000574ECL	688	53000700EJE	690	53000776EOB	689	53000866EOU	689	53276-09B	273	54055-10	92
51615-09A	248	51933-06	85	52348-97	60, 90, 161	52796-09	92	53000399EEL	688	53000402ECN	688	53000577ECL	688	53000716EJF	690	53000776EOE	689	53000866ESZ	689	53301-06	280	54097-10	87
51615-99C	248	51985-08	152	52378-07	84	52825-05	124, 263	53000399EEP	688	53000402EEL	688	53000643EEM	689	53000731ELD	688	53000776ESC	688	53000866EVO	689	53302-07	280	54099-10	252
51622-07	90, 161	51998-08	152	52395-03B	270	52866-06A	88	53000399EEV	688	53000402EEP	688	53000646EEM	689	53000731ELE	688	53000776ESH	688	53000866EVR	689	53303-07A	274	54145-10	286
51630-06	248	52000211A	55	52408-07A	262	52886-98D	264	53000399EEZ	688	53000402EEV	688	53000649EGZ	690	53000736ELD	688	53000776ESN	688	53000867EOU	689	53472-09A	267	54157-10	291
51630-09A	248	52004-25	155	52412-79A	60, 90, 161	52892-98B	270	53000399EFC	688	53000402EEZ	688	53000649EJD	690	53000736ELE	688	53000776ESU	688	53000867ESZ	689	53512-07A	63	54171-11	321
51631-09A	253	52006-47B	155	52423-09A	252	52898-98A	269	53000399EFD	689	53000402EFC	688	53000649EJH	690	53000775DH	689	53000776ESW	688	53000867EVO	689	53559-04B	169	54187-10	495
51633-06A	264	52017-08	57	52447-96	257	52900-09A	253	53000399EFF	689	53000402EFD	689	53000650EGW	690	53000775EGZ	688	53000776ETF	688, 689	53000867EVR	689	53566-09A	267	54196-10	495
51638-97	86, 119, 156, 257, 717	52018-08	157	52501-09A	252	52912-00	154	53000399EFH	689	53000402EFF	689	53000650ERP	690	53000775EKR	688	53000776EUZ	688, 689	53000900EOU	689	53605-97	283, 667	54205-09A	259
51639-97	86, 119, 156, 717	52036-08	86	52540-09A	159	52914-09A	253	53000399EFM	688	53000402EFH	689	53000650ERW	676	53000775ENR	688	53000776EVD	688, 689	53000900ESZ	689	53655-04A	65	54213-09A	267
51640-06	90, 161	52038-08	157	52544-05A	241	52915-07	154	53000399EFP	689	53000402EFM	688	53000651EHA	690	53000775ENT	689	53000776EVI	688	53000900EVO	689	53665-87	276	54215-09A	267
51641-06	90, 161	52066-97C	250	52546-09A	252	52918-98B	250	53000399EFU	688	53000402EFP	689	53000651EJB	690	53000775ENV	689	53000777EOY	689	53000900EVR	689	53690-06A	65, 169, 268	54234-10A	510
51676-97A	57, 86, 120, 157, 255	52067-08A	250	52572-09A	253	52920-98B	264	53000399EFW	688	53000402EFU	688	53000651EJC	690	53000775ENX	688	53000777EPA	689	53000901EOU	689	53797-09	87	54246-09A	259
51700-09	243	52093-08A	248	52583-09A	253	52924-98B	264	53000399EGZ	688	53000402EFW	688	53000652EGZ	690	53000775ENZ	688	53000778EOY	689	53000901ESZ	689	53803-06	259	54247-09A	260
51718-06	243	52095-08A	250	52587-09	253	52930-05	154	53000399EKA	688	53000402EGZ	688	53000652EJD	690	53000775EOB	689	53000778EPA	689	53000901EVO	689	53804-06	259	54248-09A	260
51726-05	248	52099-09A	242	52589-09A	253	52933-97C	260	53000399EKG	689	53000402EKA	688	53000652EJH	690	53000775EOE	689	53000779EOW	689	53000901EVR	689	53810-00C	159	54256-10	159
51727-05A	264	52124-09A	88	52591-09A	252	52952-97	257, 717	53000399EKP	688	53000402EKG	689	53000653EGW	690	53000775ESC	688	53000779EOX	689	53000946EUI	690	53815-00A	159	54258-10A	159
51732-10	59, 90	52265-01A	250	52593-09A	252	52975-05	242	53000399EKR	688	53000402EKP	688	53000653ERP	690	53000775ESH	688	53000780EOW	689	53000955EUI	690	53842-00C	318	54263-10	162
51734-10	56	52284-06	84	52596-09A	252	52976-05	242	53000399ENT	688, 689	53000402EKR	688	53000653EUD	690	53000775ESN	688	53000780EOX	689	53000960EUL	690	53862-00	62, 91, 163	54268-10	158
51736-07	54	52284-96A	84	52609-05	241	53000291B	274	53000399ENV	689	53000402ENT	688, 689	53000653EUF	690	53000775ESU	688	53000830ELV	690	53000963EUL	690	53913-04	58	54283-09A	266
51737-07	52	52288-06	83	52610-09A	260	53000375EGA	689	53000399ENX	688	53000402ENV	689	53000654EHA	690	53000775ESW	688	53000830ELZ	690	53015-05B	164	53919-04B	318	54290-11	62, 91, 162
51738-07	52	52292-00A	153	52612-95	60, 90, 161	53000375EGG	689	53000399EOB	689	53000402ENX	688	53000654EJC	690	53000775ETF	688, 689	53000830ERS	690	53051-09	245	53930-03B	158	54291-11	62, 91, 162
51739-07	54	52292-94B	153	52619-08A	241	53000375EEO	689	53000399EOG	689	53000402EOB	689	53000660EGY	690	53000775EUZ	688, 689	53000830ERT	690	53061-00B	164	53931-03A	158	54296-11	158
51744-07A	56	52300040A	59	52626-04	60, 90, 161	53000377EGA	689	53000399ESH	688	53000402EOG	689	53000660ELF	689	53000775EVD	688, 689	53000833ELV	690	53066-00D	169	53932-03A	158	54360-05	268
51763-07	154	52300046A	89	52627-09A	260	53000377EGG	689	53000399ESK	688	53000402ESH	688	53000660ELH	689	53000775EVI	688	53000833ELZ	690	53070-00A	290	53953-06	162	54376-10B	155
51764-06	151	52300070A	88	52631-07	59, 89, 160	53000377EEO	689	53000399ESN	688	53000402ESK	688	53000661EHB	690	53000776DH	689	53000833ERS	690	53075-03	158	53959-06	158	54380-11	150
51770-09	243	52300141A	263	52652-04	60, 90, 161	53000399BYM	688	53000399ETF	688, 689	53000402ESN	688	53000662EGY	690	53000776EGZ	688	53000833ERT	690	53147-98C	268	53961-06	87	54382-11	240
51804-02	157	52300324A	258	52657-04B	264	53000399DH	689	53000399EVA	688, 689	53000402ETF	688, 689	53000662ELF	689	53000776EKR	688	53000835EML	690	53209-09	169	53963-10DH	689	54383-11	241
51813-09	151	52300555A	124	52709-97C	264	53000399DWC	689	53000399EVD	688, 689	53000402EVA	688, 689	53000662ELH	689	53000776ENR	688	53000835ERL	690	53246-09C	274	53964-06B	87	54384-11	83
51841-06	151	52300556A	124, 262	52710-07	58	53000399DZN	688	53000402BYM	688	53000402EVD	688, 689	53000663EHB	690	53000776ENT	689	53000835EUD	690	53249-01B	281	53968-06C	87	54564-09	298
51902-09	155	52300558A	124, 262	52715-04A	173	53000399DZS	688	53000402DH	689	53000521ECN	688	53000663EJB	690	53000776ENV	689	53000835EUF	690	53260-09B	272	54001-04A	177	54630-03A	299
		52723-06A	260	53000399DZT	689	53000402DWC	689	53000402DWC	689	53000527ECN	688	53000699EJE	690	53000776ENX	688	53000836EML	690	53270-06DH	689	54014-05	282	54631-02B	299
		52729-08A	160	53000399DZW	688	53000402DZT	689	53000402DZT	689	53000567A	274	53000699EJF	690	53000776ENZ	688	53000836ERL	690	53276-04A	273	54049-10	92	54635-09	299



54651-05	177	56266-09	552	57000387ELI	686	57000389EEL	686	57000395A	227, 612	57001042EFF	682	57001615EUZ	691	57100257ENT	683	57200261EKA	682	57485-11	545	58207-04	224	58772-97	148
54758-07	177	56267-09	551	57000387ENR	686	57000389EEN	686	57000482DH	687	57001042EFH	682	57001615EVC	691	57100257ENV	683	57200261EKR	682	57688-10	147	58221-04	219	58882-04BDK	47
55071-11A	651	56269-09	551	57000387ENV	686	57000389EEO	686	57000482EFF	681, 687	57001042EGZ	682	57015-06	80	57100257ENX	683	57200261ELG	682	57740-05	225	58240-95	147	58882-04DH	47
55798-10A	518	56275-08	505	57000387ENX	686	57000389EFF	686	57000482EFH	687	57001042EKG	682	57061-09	147	57100257ENZ	683	57200261ENR	682	57754-04	149	58243-95	147	58900-11	232
55800035A	530	56275-96B	505	57000387EOR	686	57000389EFH	686	57000482EFM	687	57001042EKP	682	57070-97DH	51, 81	57100257EOB	683	57200261ENV	682	57800-00	333	58277-95	149	58900085A	309
55800548A	546	56298-03A	552	57000387EOW	686	57000389EFM	686	57000482EFP	687	57001042EKR	682	57070-98	51, 81	57100257EOE	683	57200261ENX	682	57801-11	50	58278-95	147	58900196BEO	681
55800549A	546	56405-08	504	57000387EOX	686	57000389EFP	686	57000482EFU	687	57001042ELE	682	57100257DH	683	57100257EOG	683	57200261ENZ	682	57802-11	50	58298-87	668	58900196BYM	681
55800550A	546	56486-01	553	57000387EPB	686	57000389EFW	686	57000482EGZ	687	57001042ELG	682	57100257DWC	683	57100257EOW	683	57200261EOB	682	57804-07	225	58301-96	223	58900196DH	681
55800551A	546	56567-86B	553	57000387ESC	686	57000389EGZ	686	57000482EKA	687	57001042ELI	682	57100257DZN	683	57100257EOX	683	57200261EOR	682	57805-03A	285	58302-96	223	58900196DWC	681
55857-10B	539	56623-99A	535	57000387ESH	686	57000389EKA	686	57000482EKG	687	57001042ENR	682	57100257DZT	683	57100257EPB	683	57200261EOW	682	57838-08	50, 79	58303-96	223	58900196DZT	681
55859-10B	538	56626-99	668	57000387ESN	686	57000389EKG	686	57000482EKP	687	57001042ENT	682	57100257DZW	683	57100257ESC	683	57200261EOX	682	57892-11	285	58308-95	233, 668	58900196DZW	681
55900157B	538	56740-04	490	57000387ESU	686	57000389EKP	686	57000482ELE	687	57001042ENV	682	57100257ECL	683	57100257ESH	683	57200261EPB	682	57957-98A	229	58314-97	223	58900196ECN	681
55914-98	543	56740-08	490	57000387ETF	686	57000389EKR	686	57000482ELG	687	57001042ENX	682	57100257ECN	683	57100257ESK	683	57200261ESC	682	57965-97A	80, 146	58325-06	219	58900196EEL	681
55954-00	541	56741-04	490	57000387EUZ	686	57000389ELD	686	57000482ENR	687	57001042EOG	682	57100257EEL	683	57100257ESN	683	57200261ESH	682	57975-99	149	58346-06	78, 107	58900196EEM	681
55967-08	533	56746-08	504	57000387EVD	686	57000389ELE	686	57000482ENT	687	57001042EOW	682	57100257EEN	683	57100257ESW	683	57200261ESK	682	57981-97	219	58348-06	78, 107	58900196EEZ	681
55975-08A	530	56751-04	490	57000388DH	686	57000389ELG	686	57000482ENV	687	57001042EOX	682	57100257EEV	683	57100257ETF	683	57200261ESN	682	57995-96	219	58350-96	80, 146	58900196EFC	681
55977-09A	530	56832-04C	538	57000388DWC	686	57000389ELI	686	57000482ENX	687	57001042EPB	682	57100257EEZ	683	57100257EUZ	683	57200261ESU	682	58002-09A	235	58387-06	78, 107, 146	58900196EFF	681
55985-10	530	56902-08	540	57000388EEN	686	57000389ENT	686	57000482EOG	687	57001042ESH	682	57100257EFC	683	57100257EVA	683	57200261ETF	682	58022-07A	235	58397-00	146	58900196EFH	681
56000098A	316, 514	56916-07	551	57000388EEV	686	57000389ENX	686	57000482EOR	687	57001042ESK	682	57100257EFF	683	57100257EVD	683	57200261EUZ	682	58024-96A	51	58433-96	219	58900196EFW	681
56000099A	316, 514	56929-10	551	57000388EFF	686	57000389ENZ	686	57000482EOW	687	57001042ESN	682	57100257EFH	683	57100257EVI	683	57200261EVA	682	58063-04	50, 78	58444-06	78, 107, 146	58900196EGZ	681
56000133A	46, 515	56942-10B	539	57000388EFH	686	57000389EOB	686	57000482EOX	687	57001042ETF	682	57100257EFM	683	57140-05	148	57200261EVD	682	58073-09	146	58519-07A	231	58900196EJD	681
56036-08	542	57000387DH	686	57000388EFP	686	57000389EOE	686	57000482EPB	687	57001042EUZ	682	57100257EFU	683	57141-05	148	57200261EVI	682	58120-96A	225	58520-79TC	302	58900196EKA	681
56063-82A	552	57000387DWC	686	57000388EKA	686	57000389EOW	686	57000482ESH	687	57001042EVA	682	57100257EFW	683	57164-10	222	57203-07	233, 669	58135-94	219	58602-04	50, 78	58900196EKG	681
56066-82A	552	57000387EEV	686	57000388ELD	686	57000389EOX	686	57000482ESK	687	57001042EVD	682	57100257EGZ	683	57166-10A	228	57207-05A	668	58146-07	234	58617-09	78	58900196EKP	681
56165-03	552	57000387EFC	686	57000388ELG	686	57000389EPB	686	57000482ESN	687	57001615DH	104, 691	57100257EKA	683	57185-05	224	57300-06	79, 106	58156-08A	225	58630-09	78	58900196EKR	681
56166-08	541	57000387EFF	686	57000388ENX	686	57000389ESC	686	57000482ETF	687	57001615EGZ	691	57100257EKG	683	57199-05	78, 146	57301-06	79, 106, 146	58163-02	220	58649-97A	148	58900196ELV	681
56170-83TA	553	57000387EFH	686	57000388EOG	686	57000389ESH	686	57000482EUZ	687	57001615EKP	104, 691	57100257EKP	683	57200086BDK	324, 636	57338-08	78	58164-96A	80	58652-97A	148	58900196ELY	681
56178-92TA	553	57000387EFM	686	57000388EOX	686	57000389ESN	686	57000482EVA	687	57001615EKR	691	57100257EKR	683	57200086DH	324, 636	57357-07	220	58165-09	146	58653-97A	148	58900196ENR	681
56180-08	541	57000387EFP	686	57000388EPB	686	57000389ESW	686	57000482EVD	687	57001615ENR	691	57100257ELD	683	57200087BDK	324, 636	57400146A	221	58187-96	223	58657-97A	149	58900196ENT	681
56246-08	501	57000387EGZ	686	57000388ESH	686	57000389ETF	686	57000482EVG	687	57001615ENT	691	57100257ELE	683	57200087DH	324, 636	57400273A	221	58189-98	233, 668	58703-09	50, 78	58900196ENV	681
56246-96A	501	57000387EKA	686	57000388ESU	686	57000389EUZ	686	57001042DH	682	57001615ENX	691	57100257ELG	683	57200261BYM	682	57454-10	494	58192-87A	51, 80	58706-09	50, 78	58900196ENX	681
56263-08	501	57000387EKR	686	57000388ETF	686	57000389EVD	686	57001042EEZ	682	57001615EOB	691	57100257ELI	683	57200261DH	682	57457-10	494	58195-94	219	58742-05	146, 633	58900196ENZ	681
56263-96A	501	57000387ELG	686	57000389DH	686	57000394A	227, 612	57001042EFC	682	57001615EOG	691	57100257ENR	683	57200261EGZ	682	57474-11	545	58204-98	224	58770-96	146	58900196EOB	681



58900196EOE	681	58900360EGY	681	58900594EVO	681	59664-03	100, 189	60886-11A	452	61300461ENV	679	61400412EJH	679	61775-59T	694	63004-09A	464	64900555A	358	67700354A	616	68185-00	633
58900196ERI	681	58900360EJB	681	58900594EVR	681	59685-10	326, 639	61100006B	603	61300461ENX	679	61400412EKA	679	61776-61T	694	63020-04	465	65100076A	359	67700356A	616	68189-07A	645
58900196ESC	681	58900360EJC	681	58900596EUK	681	59776-10	639	61100007B	603	61300461ENZ	679	61400412EKG	679	61777-63T	694	63023-05	75, 464	65100084A	359	67700426A	614	68200-00D	725
58900196ESH	681	58900360EML	681	58900598EUE	681	59802-05	78, 146	61100093B	145, 604	61300461EOB	679	61400412EKP	679	61782-91T	694	63030-09A	464	65400137A	409	67700427A	614	68200-07A	725
58900196ESK	681	58900360ERL	681	58904-03	232, 669	59863-94T	642	61100103A	145, 603	61300461EOE	679	61400412EKR	679	61783-92T	694	63055-09A	464	65400285A	358	67700430A	614	68207-00D	725
58900196ESN	681	58900360ERP	681	58907-96B	146	60051-01	642	61100107A	77, 145, 604	61300461EOR	679	61400412ELE	679	61784-92T	694	63065-09A	464	65948-00C	731	67700433A	614	68207-07A	725
58900196ESU	681	58900360EUE	681	59002-98	190, 310	60215-06	640	61100117A	603	61300461EOW	679	61400412ELG	679	61785-92T	694	63121-11A	306	65958-04C	731	67734-88T	624	68208-98A	618
58900196ESW	681	58900360EUK	681	59005-98	311	60277-07	641	61100125A	145, 603	61300461EOX	679	61400412ELL	679	61814-55T	694	63131-09A	464	65989-90B	731	67735-91T	624	68227-09	87, 93
58900196ETF	681	58900400ELF	681	59027-99	191	60280-07	641	61100126A	145, 604	61300461EPB	679	61400412ENR	679	61840-94T	694	63133-10B	77, 603	65989-97E	731	67737-88T	624	68250-08A	275
58900196EUB	681	58900400ELH	681	59045-00B	309	60293-00	101	61100129A	603	61300461ESC	679	61400412ENT	679	61929-98	57	63134-10B	77, 603	65991-82B	731	67738-91T	624	68311-01	640
58900196EUZ	681	58900400EOY	681	59052-98	190, 310	60316-00A	185	61200008A	599	61300461ESH	679	61400412ENV	679	62027-04	57	63139-10B	77, 603	660003014AH	731	67750-88T	624	68317-06A	725
58900196EVA	681	58900400EPA	681	59071-98	191	60408-09	323	61286-92T	319	61300461ESN	679	61400412ENX	679	62030-04	57	63140-10B	77, 603	66006-29F	731	67751-91T	624	68328-06A	725
58900196EVD	681	58900403ELF	681	59081-96	190, 310	60514-07A	101	61300049A	319	61300461ESU	679	61400412EOG	679	62063-01	285	63692-00A	465	66010-82B	731	67752-77T	624	68332-08	640
58900196EVG	681	58900403ELH	681	59133-99	226	60529-90A	448, 455	61300461DH	679	61300461ETF	679	61400412EOR	679	62378-10A	319	63698-02	465	66010-97E	731	67761-96	624	68348-05	618
58900196EVI	681	58900403EOY	681	59141-98	642	60543-99B	454	61300461DZS	679	61300461EUZ	679	61400412EOW	679	62600084A	700	63731-99A	702	66375-06	102	67774-10	326, 639	68358-07A	326, 639
58900336BYM	681	58900403EPA	681	59147-96	189, 311	60553-07A	454	61300461EEL	679	61300461EVD	679	61400412EOX	679	62600085A	700	63793-01K	702	66375-97	103	67783-78T	624	68388-10	277
58900336DH	681	58900423ELD	681	59209-91T	190, 308	60572-86	448, 455	61300461EEN	679	61308-09A	319	61400412EPB	679	62600089A	700	63794-10	703	66426-04	102	67791-91T	624	68411-10	632
58900336EGZ	681	58900527EOU	681	59213-96	227	60654-07A	185	61300461EEV	679	61335-09A	319	61400412ESH	679	62600090A	700	63795-10	702	66439-07	102	67796-91T	624	68435-10	632
58900336EKG	681	58900527ESZ	681	59228-91	189, 311	60655-07A	185	61300461EFC	679	61374-04	319	61400412ESK	679	62667-87TA	75, 464	63796-77A	702	66441-05	179	67800366A	619	68517-94A	51, 633
58900336EKP	681	58900527EVO	681	59367-97	190	60665-99B	454	61300461EFF	679	61400412BYM	679	61400412ESN	679	62668-87TA	464	63797-10	703	66443-06	102	67800367A	619	68544-10	93
58900336ENR	681	58900527EVR	681	59369-97	190	60706-09A	453	61300461EFH	679	61400412DH	679	61400412ETF	679	62693-07A	465	63798-99A	702	66462-07	102	67890-91C	179	68611-98	634
58900336ENT	681	58900529EOU	681	59473-09	101	60713-07	448, 453	61300461EFM	679	61400412EEZ	679	61400412EUZ	679	62700005A	464	63799-10	703	66477-10	456	67891-99	179	68615-04	634
58900336ENV	681	58900529ESZ	681	59500105BEO	307	60715-99B	453	61300461EFP	679	61400412EFC	679	61400412EVA	679	62700017A	103	63805-80A	702	66543-08	456	68000029A	639	68617-04	634
58900336ENX	681	58900529EVR	681	59500245A	307	60717-07A	453	61300461EFW	679	61400412EFF	679	61400412EVD	679	62809-06	465	63806-00Y	702	66718-01	76, 103	68000123A	634	68643-09	51, 633
58900336EOG	681	58900591BYM	681	59500246A	307	60758-06A	453	61300461EGZ	679	61400412EFH	679	61400412EVG	679	62818-06G	605	63810-80A	702	67182-07	600	68000190A	612	68669-05A	618
58900336ESH	681	58900591DH	681	59500560EFF	692	60764-06A	454	61300461EKA	679	61400412EFM	679	61653-04	76	62823-06D	605	63813-90	702	67313-05A	600	68000191A	612	68732-02A	93
58900336ESK	681	58900591EGZ	681	59500560EKG	692	60766-06	448	61300461EKG	679	61400412EFP	679	61740-90T	694	62823-08D	605	64900186B	361, 389	67315-05A	600	68006-83T	640	68733-02A	93
58900336ESN	681	58900591ESN	681	59500560ELE	692	60782-06A	454	61300461EKR	679	61400412EFU	679	61741-93T	694	62858-99	465	64900187B	361, 389	67516-04B	601	68011-91T	640	68775-93TA	624
58900336ETF	681	58900591EUB	681	59500560EOB	692	60826-11	439	61300461ELE	679	61400412EGS	679	61742-93T	694	62896-00B	464	64900208A	407	67516-08	601	68055-10BHP	179	68926-00	724
58900336EUZ	681	58900591EUZ	681	59500786ELF	692	60867-08	185	61300461ELG	679	61400412EGX	679	61769-40T	694	62910-06D	605	64900209A	407	67700093B	615	68127-10	632	68926-07	724
58900336EVA	681	58900591EVA	681	59500786ELH	692	60868-10	455	61300461ELI	679	61400412EGZ	679	61769-47T	694	62946-09A	464	64900552A	358	67700144A	615	68128-10	632	68927-00	724
58900336EVD	681	58900591EVD	681	59582-02A	189, 311	60876-11A	452	61300461ENR	679	61400412EHV	679	61771-66TB	694	62955-09A	464	64900553B	358	67700145A	615	68129-97	51, 81	68971-98B	81
58900360EGW	681	58900591EVI	681	59651-01	190, 310	60885-10	455	61300461ENT	679	61400412EHY	679	61774-51T	694	63002-09A	464	64900554B	358	67700353A	616	68129-98DH	51, 81	69036-88A	645



69039-09A	644	69740-01	620	70900777B	601	74554-04	601	75110-98B	739	76000497ELG	607,685	76386-08	595	90200826BYM	607,685	90200826ENT	607,685	90200827ECL	607,685	90200827EOG	607,685	90201088EAM	684
69060-90H	76,643	69749-05	621	70900778B	601	74562-98	312	75113-04A	601	76000497ELI	607,685	76386-09A	595	90200826BYZ	607,685	90200826ENV	607,685	90200827ECN	607,685	90200827EOR	607,685	90201093EAE	684
69112-95E	76,645	69752-04	625	71031-04	726	74567-11	188	75113-08	601	76000497ENR	607,685	76388-08	595	90200826DH	607,685	90200826ENX	607,685	90200827EEL	607,685	90200827EOW	607,685	90201093EEM	684
69153-03A	632	69753-04	625	71040-04	726	74584-99	315	75133-99	602	76000497ENT	607,685	76400-09	595	90200826DWC	607,685	90200826ENZ	607,685	90200827EEN	607,685	90200827EOX	607,685	90201093EGG	684
69166-01B	645	69756-05	625	71282-04	100	74597-01	188	75137-98B	739	76000497ENV	607,685	76561-09	595	90200826DZN	607,685	90200826EOB	607,685	90200827EEV	607,685	90200827EPB	607,685	90201326A	65
69201599A	330,598	69757-05	625	71283-01	178	74604-99	315	75158-10	739	76000497ENX	607,685	76572-09	593	90200826DZT	607,685	90200826EOE	607,685	90200827EEZ	607,685	90200827ERG	607,685	90201513A	127
69208-09	627	69758-05	625	71400126A	314	74610-08	188	75327-09D	605	76000497ENZ	607,685	77117-10	594	90200826ECL	607,685	90200826EOG	607,685	90200827EFC	607,685	90200827ERI	607,685	90201552A	126
69228-04	619	69759-05	625	71500186A	521	74612-06	312	75357-10A	605	76000497EOB	607,685	77143-07	312	90200826ECN	607,685	90200826EOR	607,685	90200827EFF	607,685	90200827ERX	676	90201555A	127
69234-04	619	69760-05	625	71500187C	521	74616-04	103,188	75358-10A	605	76000497EOG	607,685	79175-10DH	268	90200826EEL	607,685	90200826EOW	607,685	90200827EFH	607,685	90200827ESC	607,685	90201561A	126
69235-04	619	69761-05	625	71500228C	521	74622-04	331	76000232C	584	76000497EOW	607,685	79179-08	275	90200826EEN	607,685	90200826EOX	607,685	90200827EFM	607,685	90200827ESH	607,685	90201644A	126
69303-02	627	69793-07	624	71500248C	524	74622-06	331	76000277B	579	76000497EOX	607,685	79192-10	268,269	90200826EEV	607,685	90200826EPB	607,685	90200827EFU	607,685	90200827ESK	607,685	90201645A	126
69304-02	627	69795-07	624	71500250B	524	74622-09	331	76000278A	572,579	76000497EPB	607,685	79211-08A	320	90200826EEZ	607,685	90200826ERG	607,685	90200827EFW	607,685	90200827ESN	607,685	90201905EHT	684
69307-02	632	69817-07A	639	71718-02	525	74661-04	317,602	76000411A	573	76000497ESC	607,685	80503-07	407	90200826EFC	607,685	90200826ERI	607,685	90200827EGS	607,685	90200827ESU	607,685	90201905EHX	684
69308-02	632	69818-06	619	71790-05	317	74667-06	103	76000486A	585	76000497ESH	607,685	80611-09	361,389	90200826EFF	607,685	90200826ERX	676	90200827EGZ	607,685	90200827ETF	607,685	90201905EHZ	684
69309-10	725	69820-06	634	71802-03	521	74682-10	601	76000497BYM	607,685	76000497ESK	607,685	80726-09A	407	90200826EFH	607,685	90200826ESC	607,685	90200827EHU	607,685	90200827ETX	607,685	90201906EHT	607,685
69366-07	639	70032-09	274	71804-03	521	74688-10	601	76000497DH	607,685	76000497ESN	607,685	83812-09	332	90200826EFM	607,685	90200826ESH	607,685	90200827EKA	607,685	90200827ETY	607,685	90201906EHX	607,685
69368-11	62	70113-08	274	71813-09	520	74689-10	601	76000497DWC	607,685	76000497ESU	607,685	83825-09B	332	90200826EFU	607,685	90200826ESK	607,685	90200827EKG	607,685	90200827EUZ	607,685	90201907EHT	607,685
69433-08A	633	70213-02C	525	71816-09	521	74690-10	601	76000497EEN	607,685	76000497ESW	607,685	83841-09	332	90200826EFW	607,685	90200826ESN	607,685	90200827EKP	607,685	90200827EVA	607,685	90201907EHX	607,685
69492-05	626	70222-96B	520	71826-11	520	74691-10	601	76000497EEV	607,685	76000497ETF	607,685	83843-09	332	90200826EGS	607,685	90200826ESU	607,685	90200827EKR	607,685	90200827EVD	607,685	90201953ELD	684
69577-06A	626	70228-96C	520	72673-11	598	74692-10	601	76000497EEZ	607,685	76000497EUZ	607,685	83911-09B	737	90200826EGZ	607,685	90200826ETF	607,685	90200827ELD	607,685	90200827EVG	607,685	90201953ELE	684
69604-03A	622	70239-07	525	73294-10	179	74774-11D	599	76000497EFC	607,685	76000497EVA	607,685	83946-11	327	90200826EHU	607,685	90200826ETX	607,685	90200827ELE	607,685	90200827EWC	607,685	90202005EOW	684
69622-99B	620	70248-02B	525	73342-09	625	74776-11D	599	76000497EFF	607,685	76000497EVD	607,685	83968-10	285	90200826EKA	607,685	90200826ETY	607,685	90200827ELG	607,685	90200872DH	323	90202005EOX	684
69623-99A	620	70255-02B	525	73343-09	625	74777-11C	599	76000497EFH	607,685	76000548A	574	83976-10	285	90200826EKG	607,685	90200826EUZ	607,685	90200827ELI	607,685	90201078BYM	684	90238-00	174
69624-99A	620	70264-94A	330,598	73344-09	625	75008-02A	739	76000497EFM	607,685	76000582A	595	83989-10A	333	90200826EKP	607,685	90200826EVA	607,685	90200827ELV	607,685	90201078DH	684	90300096A	318
69626-99	620	70270-04A	330,598	73415-11	91,162	75012-82D	602	76000497EFU	607,685	76000587A	573	84031-11	282	90200826EKR	607,685	90200826EVD	607,685	90200827ELX	607,685	90201078DZT	684	90320-00D	164
69627-99	620	70683-08	62	73416-11	638	75014-06D	605	76000497EFW	607,685	76000736A	591	88232-06	282	90200826ELD	607,685	90200826EVG	607,685	90200827EMA	607,685	90201078ECN	684	90330-08	64
69732-05	621	70900070B	599	73420-11	638	75027-08D	605	76000497EGZ	607,685	76000740A	591	88272-06	671	90200826ELE	607,685	90200826EWC	607,685	90200827ENR	607,685	90201078EEV	684	90369-06D	94
69733-05	621	70900071A	599	74538-09	309	75031-09	74	76000497EKA	607,685	76000746A	583	88286-07	165	90200826ELG	607,685	90200827BYM	607,685	90200827ENT	607,685	90201078EEZ	684	90564-06D	94
69734-05	621	70900072A	599	74541-00	312,602	75041-03	606	76000497EKG	607,685	76000747A	576,583	88299-09	277	90200826ELI	607,685	90200827BYZ	607,685	90200827ENV	607,685	90201078EFC	684	90853-06DH	322
69735-05	621	70900100C	74,599	74543-00	309	75042-03	606	76000497EKP	607,685	76000829A	584	88306-07A	165	90200826ELV	607,685	90200827DH	607,685	90200827ENX	607,685	90201078EFH	684	90857-06DH	322
69736-02	625	70900171C	599	74550-92T	312	75098-08A	605	76000497EKR	607,685	76000834A	584	88373-10A	166	90200826ELX	607,685	90200827DWC	607,685	90200827ENZ	607,685	90201078EKA	684	90876-05	164
69738-05	621	70900465A	318	74552-04A	601	75102-04	606	76000497ELD	607,685	76208-07	595	90181-08A	93	90200826EMA	607,685	90200827DZN	607,685	90200827EOB	607,685	90201078EKR	684	90881-09A	278
69739-01	625	70900773B	601	74553-04A	601	75108-06	606	76000497ELE	607,685	76312-98	594	90200641A	166	90200826ENR	607,685	90200827DZT	607,685	90200827EOE	607,685	90201078EOG	684	90892-09	276



# 790 PART#/PAGE# REFERENCE

91080-93	191	91840-03B	517	93024-88	671	94280-04	471	94708-98	73, 659	98187-90T	720
91099-94A	308	91845-03B	517	93036-95	671	94281-04	471	94755-99	317	98196-85T	670
91100-09	308	91846-03B	517	93037-09	671	94289-94T	157	94760-99	711	98197-85T	670
91124-03A	523	91848-03B	517	93300054B	232	94291-04A	471	94773-00A	659	98198-85T	670
91134-01	178	91857-91	671	93600057A	713	94413-04	553	94773-07	659	98199-85T	670
91135-09	100, 178	91864-90T	517	94054-03	471	94415-05	176	94778-10	713	98600BF	693
91194-04	100, 189	91866-90T	517	94055-03	471	94435-10	732	94791-01	712	98600BY	693
91195-04	189, 310	91877-97	671	94056-03	471	94448-82B	732	94793-01	732	98600EK	693
91216-97	276	91885-97A	283, 667	94058-03	471	94451-05	553	94811-10	711	98605AX	693
91274-04	523	91887-98	283, 667	94059-03	471	94452-05	553	94819-02	733	98605BF	693
91315-04	516	91907-87	517	94068-03	471	94453-05	553	94820-02	733	98606BF	693
91347-00	658	91909-03B	517	94109-95	643	94454-05	553	94830-02	469	98606BY	693
91402-00	191	91910-03B	517	94111-95	149, 472	94527-95	469	94832-02	469	98606EK	693
91558-01B	718	91930-92T	517	94114-02	642	94531-95	469	94834-02	469	98628EK	693
91561-01B	718	91931-92T	517	94116-93T	472	94546-05	642	94844-10	712	98965-99	719
91562-01	718	91945-98B	316, 514	94117-93T	472	94616-98	672	94863-10	703	99000-77	695
91573-09A	294	91968-98	516	94119-93T	472	94624-97B	730	94869-10	721	99020-90T	606
91615-09A	94	91971-98	516	94120-93T	472	94625-98	672	94869-10A	721	99027-90T	695
91660-06	727	91982-03B	517	94121-93T	472	94626-98	672	94871-10	722	99352-82Z	695
91668-05	255	91983-03B	517	94122-93T	472	94630-98	469	94901-03	673	99539-97	606
91671-10	329, 597	92022-03A	517	94124-93T	472	94631-98	469	94902-03	673	99650-02	705
91672-07	727	92023-03A	517	94125-93T	472	94640-08	717	94923-09	468	99661-92T	303
91684-08A	725	92059-07A	515	94126-93T	472	94641-08	717	94924-09	468	99663-92T	303
91697-06A	516	92068-08A	515	94127-93T	472	94647-98	727	94943-07	468	99669-04	606
91718-02	695	92189-06	280	94130-93T	469	94651-09	713	94968-09	705	99670-04	606
91722-04	671	92190-06	516	94131-93T	469	94663-02	712	95615-04	659	99688-10	606
91723-02	695	92200073EDF	690	94132-93T	469	94669-00	732	95982-98B	727	99821-09	730
91743-87T	669	92200073EDN	690	94133-01	511	94675-99	719	96396-09	312	99825-02	693
91744-87T	669	92200074EDF	690	94135-93T	643	94684-00A	733	97008-07	670	99828-09	730
91745-02	695	92200074EDN	690	94139-01	511	94686-00	703	97410-10	703	99855-89	705
91773-85	669	92416-08	516	94140-02	511	94697-08	732	98169-88T	670	99856-92	705
91811-85	695	92423-08A	516	94207-04	469	94704-10	720	98170-88T	670	99857-97A	705
91815-85	695	92441-10	516	94208-04	469	94705-10	720	98185-90T	670		

## ADDITIONAL INSPIRATION







## STREET GLIDE® SPECIAL

HARLEY-DAVIDSON® TOURING  
FLHXS | MIDNIGHT CRIMSON/VIVID BLACK

This bike features a splash of chrome for dazzling style and an upgraded seat and backrest for long-haul comfort. Live to Ride derby cover and Empire™ collection controls add a touch of modern class.



Empire™ Foot Controls

476



Custom Auxiliary Lighting Kit

619



Flush Mount Fuel Cap

604



Live to Ride Derby Cover

441



# STREET GLIDE® ST

HARLEY-DAVIDSON® TOURING  
FLHXST | VIVID BLACK

A bike with pumped-up performance courtesy Harley-Davidson® Audio powered by Rockford Fosgate® and Screamin' Eagle® accessories. Black exhaust and a gold wind deflector provide the perfect contrast on this understated street machine.



Drag Seat

249



Harley-Davidson® Audio powered by  
Rockford Fosgate® Fairing Speaker Stage I Audio

557



Screamin' Eagle® Street Cannon Mufflers

358



ST Wind Splitter Windshield

223



# ROAD GLIDE® SPECIAL

HARLEY-DAVIDSON® TOURING  
FLTRXS | REEF BLUE/VIVID BLACK

Chrome sets the tone but Harley-Davidson® Audio powered by Rockford Fosgate® provides the volume, with a double dose of boom-boom subwoofer announcing your arrival. A heated/cooled H-D® Hammock seat keeps it cozy on a cool evening run home from bike night, where this Special was the star attraction.



Chrome Kahuna™ Hand Grips

493



Screamin' Eagle® Heavy Breather  
Elite Air Cleaner

347



Color-Matched Chopped Front Fender

680



H-D® Hammock Heated/Cooled Seat

246





## ROAD GLIDE® ST

HARLEY-DAVIDSON® TOURING  
FLTRXST | VIVID BLACK

Here's bagger performance amplified to 10. Screamin' Eagle® 131 Stage IV Kit, High Flow exhaust and adjustable Screamin' Eagle®/Öhlins® Remote Reservoir Rear Shocks for power with precision. The opaque gold low profile Wind Deflector and Endgame foot controls add street-bully style.



ST Wind Deflector

229



Screamin' Eagle®/Öhlins® Rear Shocks

297



Screamin' Eagle® 131 Stage IV Kit

371



Screamin' Eagle® High-Flow Exhaust

360



## ONE-YEAR OVER-THE-COUNTER PARTS AND ACCESSORIES WARRANTY

Harley-Davidson warrants that street legal Genuine Motor Parts (“Parts”) and street legal Genuine Motor Accessories (“Accessories”) that are purchased on or after January 1, 2012 through an authorized dealer will be free from factory defects, under normal use and service, for a period of one year starting from the date of retail sale and delivery (not date of installation). Because this limited warranty covers only Parts and Accessories, labor is not covered. This limited parts warranty does not cover defects or damage due to abuse, misuse or improper installation. This parts warranty applies to Parts and Accessories you or an aftermarket shop have installed, but only for defects in manufacturing — not conditions caused by the improper installation.

This Parts and Accessories warranty is separate and distinct from the limited factory warranty that applies to your stock motorcycle. This Parts and Accessories warranty does not extend or modify the factory warranty that applies to your motorcycle. It only covers the street legal Genuine Motor Parts and street legal Genuine Motor Accessories added to your motorcycle.

This Parts and Accessories warranty does not cover defects, damage or premature wear to your motorcycle that are caused by the installation or use of Parts and Accessories, even those installed by an authorized dealership. Examples include, but are not limited to performance-enhancing powertrain components or software, exhaust systems, non-approved tires, lowering kits, handlebars, add-ons connected to the factory electrical system, etc.

The fact that Parts or Accessories are labeled or branded Harley-Davidson, or are sold or installed by an authorized dealership, does not necessarily make them appropriate or warranted for the make and model of your motorcycle. The use of Parts and Accessories not designed and tested for your motorcycle may have negative consequences on the performance of your motorcycle and may create conditions not covered by the limited factory warranty.


The remedy for breach of this limited Parts and Accessories warranty is expressly limited to the repair or replacement of any component that proves to be defective, and does not extend or create liability for consequential damages, costs or expenses, including loss of time, inconvenience, or loss of use of the motorcycle. Any implied warranty, including warranty of merchantability or fitness for a particular purpose, is expressly limited to the duration of this limited one-year Parts and Accessories warranty, or to the shortest duration permitted by the laws in your state.

### EXCLUDED COMPONENTS:

All Genuine Motor Parts & Accessories will qualify for the one-year over-the-counter warranty, with the following exceptions:

- Tires
- Chemicals
- Premium Luggage (two years)
- Audio and Navigation (two years where applicable)
- Non-street legal components (including Screamin' Eagle® Pro)
- Anything with a manufacturer/factory warranty
- Other disposable and consumable items

**To obtain warranty service, return the affected component(s) with proof of purchase, at your expense, within the limited warranty period to an authorized Harley-Davidson® dealer.**



Harley-Davidson Parts and Accessories Division, a facility of Harley-Davidson Motor Company, is registered to International Quality Standard ISO 9001:2015.

The sale or use of these parts or accessories does not grant the purchaser a license or other right under any Harley-Davidson patent.

**IMPORTANT – PLEASE READ:** We have tried to make this catalog comprehensive and factual. All product descriptions (including depictions, specifications, dimensions, measurements, ratings and competitive comparisons) are based on available information at the time of publication. Although such descriptions are believed correct, errors and changes can occur and complete accuracy cannot be guaranteed. Harley-Davidson may make changes at any time to prices and specifications, and may change or discontinue any of the items depicted in this catalog without notice, and without incurring any obligation.

**ATTENTION:** Vehicles in the configurations shown and the accessories described in this catalog may not be available for sale or use in some locations. Please check with your dealer for complete product details and the latest information.

**TRADEMARKS:** Aluminator, Badlander, Bar & Shield logo, Blackline, Boom!, Brawler, Breakout, CoolFlow, Cross Bones, Custom Vehicle Operations, CVO, Dark Custom, Daymaker, Destroyer, Deuce, Diamond Back, Diamondback, Digital Technician, Dominion, Dyna, Electra Glide, Electra Glo, Empire, Evolution, Fat Bob, Fat Boy, Forty-Eight, Freewheeler, FXDR, Get-A-Grip, Hard Candy Custom, Harley, Harley-Davidson, Harley-Davidson Street, Harley Owners Group, HD, HDMC, H-D, H-D Connect, H-D Prodigy, H-D1, Heritage Softail, Heritage Springer, H.O.G., HOG, Hog Ties, HoldFast, Hugger, Iron883, Knockout, Kahuna, LiveWire, Low Rider, Night Rod, Night Train, Nightster, Onyx, Pan America, Profile, Reach, Revolution, Revolution Max, Revolution X, Ride Free, Road Glide, Road King, Roadster, Road Tech, Road Zeppelin, Rocker, Screamin' Eagle, Seismic, Seventy-Two, Signature Series, Softail, Softail Slim, Spectra Glo, Sport Glide, Sportster, Springer, Street, Street Bob, Street Glide, Street Rod, Street Stalker, Sturgis, Sundowner, Sun Ray, Sunwash, Super Glide, SuperLow, SuperLow 1200T, Switchback, SYN3, Tallboy, Tour Glide, Tour-Pak, Tri-Glide, T-Sport, Twin Cam 88, Twin Cam 88B, Twin Cam 96, Twin Cam 96B, Twin Cam 103, Twin Cam 103B, Twin Cam 110, Twin Cam 110B, Twin-Cooled, Ultra Classic, Voltaic, V-Rod, V-Rod Muscle, VRSC, Wide Glide, Willie G, XR1200, XR1200X, 80Grit and the Harley-Davidson Genuine Motor Parts and Genuine Motor Accessories Logo are among the trademarks of H-D U.S.A., LLC.

3M, AGM, Allen, Apple, Bluetooth, Brembo, City Navigator, Cordura, Dow Corning, Dunlop, Galaxy5, Google, Hylomar, iPhone, iPod, Kevlar, Loctite, Michelin, NavTraffic, NavWeather, Ohlins, PJI, QuickTite, Rockford Fosgate, Samsung, Scorcher, Scotchlite, SD, Showa, Sirius, SiriusXM, Teflon, Threadlocker, Velcro, Wounded Warrior Project, Windows, Xenon, XM, zūmo and all other marks are trademarks of their respective owners.





We care about you. When riding your Harley-Davidson® motorcycle, be sure to ride safely, respectfully and within the limits of the law and your abilities. Always wear an approved helmet, proper eyewear and protective clothing, and insist your passenger does too. Never ride while under the influence of alcohol or drugs. Know your Harley-Davidson® motorcycle, and read and understand your owner's manual from cover to cover. Sign up for a Harley-Davidson® Riding Academy course (visit [harley-davidson.com](http://harley-davidson.com) for a course near you) or Motorcycle Safety Foundation rider course (call 1-800-446-9227 for a course near you). Protect your privilege to ride by joining the American Motorcyclist Association. Visit [americanmotorcyclist.com](http://americanmotorcyclist.com) for more information.

The sale or use of these parts or accessories does not grant the purchaser a license or other right under any Harley-Davidson patent.

©2022 H-D or its Affiliates. H-D, Harley, Harley-Davidson and the Bar & Shield Logo are among the trademarks of H-D U.S.A., LLC.

Third-party trademarks are the property of their respective owners.

94500333