



HARLEY-DAVIDSON® MOTORCYCLES 2020





Find your
own kind
of quiet.

TAKE A DEEP BREATH.

Relax. Imagine the sun on your skin, the wind on your face. The sights and sounds all scrambling to keep up. Feel the world melt away. Now, remember that feeling.

It's the same feeling we've been engineering into every Harley-Davidson since 1903, continually crafting not just motorcycles but bikes that bring you balance. The more time you spend in the saddle, the more your thoughts dissolve, the more your muscles awaken—the more you exist in the now. Your mind cleared, and your body completely engaged.

And in today's world of phone dependency, tidal waves of technology and never-ending news cycles, everyone could use more of that feeling.

So, while we can go on and on about the thrill of riding, the only way to really understand is to grip the handlebars, throttle up and return to the present.

Rip yourself out of the everyday, and experience rebirth on two wheels.

4 Enlightenment,
it's just a twist
of the throttle.

Electric

Take your mind off the clutch, twist your wrist and focus on the jolt of clarity that comes from a motorcycle made for pure performance and riding pleasure. It's all the classic character of Harley-Davidson injected into an all-new premium electric experience.

*Zen at
60 miles
per hour.*

THE ALL-NEW ELECTRIC LIVEWIRE™

The all-new Harley-Davidson LiveWire™ has arrived, marking the first electric motorcycle in H-D history. This premium bolt of electric performance blends evocative design and cutting-edge tech to deliver you zen thrills, control and connectivity with lightning quickness.

In fact, you'll know it from the moment you twist the throttle. You'll feel a tidal wave of power instantly. All it takes is three seconds for you to hit 60 MPH, leaving your worries in your rearview.

Peace of mind is never far behind with H-D Connect service**. Stay cool, calm and connected with remote access to your bike straight from your smartphone.

Pair that with the confidence that comes from the Reflex™ Defensive Rider Systems† (RDRS), a collection of technology with features uniquely designed for LiveWire to help you maintain control in a wide variety of riding conditions.

You won't just be riding an incredible force of pure performance, you'll become one.

†Available traction is determined by the road/tire interface. The systems bundled into the RDRS are only able to adjust brake pressure or powertrain torque in an attempt to keep the forces at the tire from exceeding available grip. These technologies do not have the ability to increase grip, or to intervene when the rider has not made a brake or throttle application. RDRS is not a system to directly influence vehicle direction. This is a key difference between motorcycle RDRS and Automotive Stability Control. The rider is ultimately responsible for steering and path corrections.

**H-D® Connect service will be provided for one year with the purchase of a new LiveWire® motorcycle and available with a subscription charge following that first year. The H-D® Connect service is not available in all markets. See dealer for details.

THE ALL-NEW ELECTRIC

LiveWire™

With its aggressive stance and twist-and-go throttle, this all-new Harley-Davidson® motorcycle is an electrifying experience packed full of features you need to feel for yourself. Experience the agility of a lightweight, rigid cast aluminum frame wrapped around the H-D Revelation™ Powertrain, a permanent magnet electric motor that sparks 100% of its rated torque instantly. Every volt of power surges you from 0 to 60 in just three seconds. LiveWire™ features fully-adjustable high-performance SHOWA® front and rear suspension and 180mm rear and 120mm front H-D® Michelin® Scorchers® Sport tires, and Brembo® Monoblock brakes. State-of-the-art Reflex™ Defensive Rider Systems† with cornering-enhanced ABS and traction control give you the confidence to whip through the city streets—as far as 146 miles* per charge. Then, stay connected mile after mile with a sleek 4.3-inch touchscreen display and H-D™ Connect service** that gives you access to your motorcycle’s vitals, location and security at your fingertips.

POWERTRAIN DIMENSIONS †

Length (in/mm)	84.1 (2,135)
Seat Height, Laden (in/mm)‡	30 (761)
Weight, In Running Order (lbs/kg)	549 (249)
Motor	H-D Revelation™
High-Voltage Battery	15.5 kWh Rechargeable Energy Storage System (RESS)
Range	146 miles (235 km) of City Range or 95 miles (153 km) of Combined Stop-and-Go range

CHARGING

Level 1 Compatible	13 miles for each hour of charging
Level 2 Compatible	Same rate as level 1
DC Fast Charge (DCFC)	192 miles for each hour of charging
	0-80% DC Fast Charge in 40 mins
	0-100% DC Fast Charge in 60 mins

INFOTAINMENT

Infotainment System	H-D™ Connect service
Type	Integrated Bluetooth® and LTE Connectivity
Display	4.3" Touchscreen TFT Color Display

PERFORMANCE

Torque	86 lb-ft (110 Nm)
Horsepower	105 HP (73 kW)
Brakes	Brembo® Monoblock Front Brakes
Suspension	SHOWA® BFRC™ Mono-Shock Rear Suspension
	SHOWA® SFF-BP® Separate Function Front Fork-Big Piston
Tires	H-D®/Michelin® Scorchers Sport 180mm Rear / 120mm Front

COLOR

Modes	Sport / Road / Range / Rain + 3 Custom Ride Modes
Reflex™ Defensive Rider Systems (RDRS)	
Cornering Enhanced Antilock Braking System (C-ABS)	
Cornering Enhanced Traction Control System (C-TCS)	
Cornering Enhanced Drag-Torque Slip Control System (C-DSCS)	
SOLID	
Vivid Black	Yellow Fuse
	Orange Fuse



†Available traction is determined by the road/tire interface. The systems bundled into the RDRS are only able to adjust brake pressure or powertrain torque in an attempt to keep the forces at the tire from exceeding available grip. These technologies do not have the ability to increase grip, or to intervene when the rider has not made a brake or throttle application. RDRS is not a system to directly influence vehicle direction. This is a key difference between motorcycle RDRS and Automotive Stability Control. The rider is ultimately responsible for steering and path corrections.

‡Riding range estimates provided following the SAE J2982 and are based on expected performance of a fully-charged battery when operated under specified conditions. Actual range will vary depending on riding habits, ambient weather and equipment conditions. As measured using the MIC City and MIC combined (70 mph) tests.

**H-D™ Connect service will be provided for one year with the purchase of a new LiveWire™ motorcycle and available with a subscription charge following that first year. The H-D™ Connect service is not available in all markets. See dealer for details.

10

Clarity is
seeing things
in a blur.

Sportster®

There's not just beauty in the simplicity of a Sportster® motorcycle—it rumbles with sheer power, performance handling and iconic style. You can feel it in your bones.

SPORTSTER®

Forty-Eight®

The signature look and bulldog stance of the Forty-Eight® motorcycle is unmistakable. The iconic peanut tank sits behind slammed handlebars and forward controls that give the bike its aggressive riding position. With a seat height of just 26 inches, its low center of gravity will keep you grounded while you cut through twists and turns on the serenely smooth 49-millimeter front forks. Swing a leg over this classic, and you'll feel it in your body and mind.

DIMENSIONS¹

Length (in/mm)	85.2 (2,165)
Seat Height, Laden (in/mm)²	26.2 (665)
Wheelbase (in/mm)	58.9 (1,495)
Fuel Capacity (U.S. gals/liters)	2.1 (7.9)
Weight, As Shipped (lbs/kg)	545 (247)
Weight, In Running Order (lbs/kg)	556 (252)

POWERTRAIN

Engine	Air-cooled, Evolution®
Displacement (ci/cc)	73.4 (1,202)
Fuel Economy (mpg/l/100km)³	48 mpg (4.9 l/100km)
Transmission	5-Speed

COLOR

SOLID	
Vivid Black	River Rock Gray Denim
Stone Washed White Pearl	Performance Orange
CUSTOM	
Stiletto Red	





IRON 1200™

The 1200 cc Evolution® engine with a retro, low-slung café solo seat and mini-ape hangers stacked on top of a blacked-out aluminum body is a midnight meditation on two wheels.

DIMENSIONS	Length (in/mm)	86.6 (2,200)	COLOR	SOLID		
	Seat Height, Laden (in/mm) ²	25.7 (653)		Vivid Black	Billiard Blue	
	Wheelbase (in/mm)	59.6 (1,515)		Barracuda Silver		
	Fuel Capacity (U.S. gals/liters)	3.3 (12.5)				
	Weight, As Shipped (lbs/kg)	547 (248)				
Weight, In Running Order (lbs/kg)	564 (256)					
POWERTRAIN	Engine	Air-cooled, Evolution®				
	Displacement (ci/cc)	73.4 (1,202)				
	Fuel Economy (mpg/l/100km) ³	48 mpg (4.9 l/100km)				
	Transmission	5-Speed				



ROADSTER™

Dialed in for sport with a 1200 cc V-Twin engine, 43-millimeter inverted front forks, dual disc brakes and lowered bars, this bike is engineered to tingle your spine.

DIMENSIONS	Length (in/mm)	86 (2,185)	COLOR	SOLID	
	Seat Height, Laden (in/mm) ²	29.5 (749)		Vivid Black	Black Denim
	Wheelbase (in/mm)	59.3 (1,505)		Stone Washed White Pearl	Performance Orange
	Fuel Capacity (U.S. gals/liters)	3.3 (12.5)			
	Weight, As Shipped (lbs/kg)	551 (250)			
	Weight, In Running Order (lbs/kg)	571 (259)			
POWERTRAIN	Engine	Air-cooled, Evolution®			
	Displacement (ci/cc)	73.4 (1,202)			
	Fuel Economy (mpg/l/100km) ³	48 mpg (4.9 l/100km)			
	Transmission	5-Speed			

SPORTSTER®

Iron 883™

Blacked out and stripped down, its neutral riding position and adjustable rear suspension keep body and mind comfortable for miles, while its raw finish makes it a dream to maintain.



DIMENSIONS	Length (in/mm)	86 (2,185)	POWERTRAIN	Engine	Air-cooled, Evolution®	COLOR	SOLID	
	Seat Height, Laden (in/mm) ²	25.7 (653)		Displacement (ci/cc)	53.9 (883)		Black Denim	River Rock Gray
	Wheelbase (in/mm)	59.6 (1,515)		Fuel Economy (mpg/l/100km) ³	51 mpg (4.6 l/100km)		Barracuda Silver Denim	
	Fuel Capacity (U.S. gals/liters)	3.3 (12.5)		Transmission	5-Speed			
	Weight, As Shipped (lbs/kg)	545 (247)						CUSTOM
		Weight, In Running Order (lbs/kg)					Scorched Orange / Silver Flux	

STREET

Street Rod®

Boasting a high-output 750 cc Revolution® X V-Twin engine that redlines at 9,000 rpm, open racing-style forks and piggyback reservoir rear shocks, this bike allows for 40-degree lean angel to slash through the city noise.



DIMENSIONS¹

Length (in/mm)	83.9 (2,130)
Seat Height, Laden (in/mm)²	29.8 (757)
Wheelbase (in/mm)	59.4 (1,510)
Fuel Capacity (U.S. gals/liters)	3.5 (13.1)
Weight, As Shipped (lbs/kg)	505 (229)
Weight, In Running Order (lbs/kg)	525 (238)

POWERTRAIN

Engine	High Output Revolution® X V-Twin
Displacement (ci/cc)	46 (749)
Fuel Economy (mpg/l/100km)³	54 mpg (4.3 l/100 km)
Transmission	6-speed constant mesh spur gear

COLOR

SOLID	
Vivid Black	River Rock Gray Denim
Stone Washed White Pearl	Performance Orange

HARLEY-DAVIDSON STREET® 500

Created for whipping around the city with its liquid cooled, Revolution® X V-Twin engine, this bike has a lively chassis, dialed-in suspension and optional ABS brakes. It's a lightning rod for your soul.

DIMENSIONS¹

Length (in/mm)	87.2 (2,215)
Seat Height, Laden (in/mm)²	25.7 (654)
Wheelbase (in/mm)	59.8 (1,520)
Fuel Capacity (U.S. gals/liters)	3.5 (13.1)
Weight, As Shipped (lbs/kg)	492 (223)
Weight, In Running Order (lbs/kg)	514 (233)

POWERTRAIN

Engine	Liquid Cooled, Revolution® X V-Twin
Displacement (ci/cc)	30 (494)
Fuel Economy (mpg/l/100km)³	64 mpg (3.6 l/100 km)
Transmission	6-speed constant mesh spur gear

COLOR

SOLID	
Vivid Black	Performance Orange
Black Denim	

HARLEY-DAVIDSON STREET® 750

Built for the speed and inner focus of the city streets, this bike has the power of a liquid cooled, Revolution® X V-Twin engine, the agility of a light chassis and the style of machined highlights on the engine fins, tank medallion and wheels.

DIMENSIONS¹

Length (in/mm)	87.2 (2,215)
Seat Height, Laden (in/mm)²	25.7 (654)
Wheelbase (in/mm)	59.8 (1,520)
Fuel Capacity (U.S. gals/liters)	3.5 (13.1)
Weight, As Shipped (lbs/kg)	492 (223)
Weight, In Running Order (lbs/kg)	514 (233)

POWERTRAIN

Engine	Liquid-cooled, Revolution® X V-Twin
Displacement (ci/cc)	46 (749)
Fuel Economy (mpg/l/100km)³	49 mpg (4.8 l/100 km)
Transmission	6-speed constant mesh spur gear

COLOR

SOLID	
Vivid Black	Performance Orange
Black Denim	





ON RIDING

Cassandra Barragan

Why do you ride? — “Riding has been an integral part of my life since I was a kid. It makes me feel like myself.”

Describe what riding is like? — “It’s like therapy.”

“It gives me a
*release I can’t get
anywhere else.*”

What’s your favorite riding memory? — “My husband and I met because of motorcycles. Every year on our wedding anniversary, we ride up the coast with some of our closest friends and have some pretty wild adventures. Just the feeling of the coastal air on my face and looking over to see my husband smiling are the best.”

Float through
time and space
and rush hour.



Handlebar height is regulated in many locations. Check local laws to ensure your motorcycle meets applicable regulations.

Softail®

The soul-satisfying rumble of a Softail® will send a message to every city block or mental block you encounter. This is where authentic heritage meets modern technology for power, style and the unadulterated riding experience.

THE ALL-NEW

Low Rider® S

The Low Rider® style has been giving people a new perspective for decades. And this year, we're taking that thrilling perspective even further with the new Low Rider® S.

You get the massive torque of a Milwaukee-Eight® 114 engine, the crisp handling of the Softail® frame and a responsive premium suspension. The blacked-out finishes, the moto-style bars with four-inch risers and a mini speed screen will make you look just the way you feel while riding this laid-back machine that's sure to create a scene whenever it's stopped. But don't expect onlookers to linger long. All it takes is one twist of the throttle to send them to your rearview.

DIMENSIONS¹

Length (in/mm)	92.7 (2,355)
Seat Height, Laden (in/mm)²	26.5 (673)
Wheelbase (in/mm)	63.6 (1,615)
Fuel Capacity (U.S. gals/liters)	5 (18.9)
Weight, As Shipped (lbs/kg)	650 (295)
Weight, In Running Order (lbs/kg)	679 (308)

POWERTRAIN

Engine	Milwaukee-Eight® 114
Displacement (ci/cc)	114 (1,868)
Fuel Economy (mpg/l/100km)³	47 mpg (5 l/100 km)
Transmission	6-Speed Cruise Drive®

COLOR

SOLID
Vivid Black
Barracuda Silver



SOFTAIL®

Low Rider®

Classic features like dual tank gauges and vintage graphics are complemented by a modern keyless ignition, LED forward lighting and cast wheels that harken back to the past while rocketing you toward a thrilling future.



DIMENSIONS¹

Length (in/mm)	92.7 (2,355)
Seat Height, Laden (in/mm)²	26.2 (665)
Wheelbase (in/mm)	64.2 (1,630)
Fuel Capacity (U.S. gals/liters)	5 (18.9)
Weight, As Shipped (lbs/kg)	633 (287)
Weight, In Running Order (lbs/kg)	661 (300)

POWERTRAIN

Engine	Milwaukee-Eight® 107
Displacement (ci/cc)	107 (1,746)
Fuel Economy (mpg/l/100km)³	47 mpg (5 l/100 km)
Transmission	6-Speed Cruise Drive®

COLOR

SOLID	
Vivid Black	Billiard Blue
Stone Washed White Pearl	Billiard Red

FXDR™ 114

Inspired by the drag strip with its racing-style forks, its lightweight aluminum swingarm and its mighty powerful Milwaukee-Eight® 114 V-Twin, the FXDR™ 114 speaks to a place inside you that will appreciate its agility.

DIMENSIONS¹

Length (in/mm)	95.5 (2,425)
Seat Height, Laden (in/mm)²	27.7 (704)
Wheelbase (in/mm)	68.3 (1,735)
Fuel Capacity (U.S. gals/liters)	4.4 (16.7)
Weight, As Shipped (lbs/kg)	637 (289)
Weight, In Running Order (lbs/kg)	668 (303)

POWERTRAIN

Engine	Milwaukee-Eight® 114
Displacement (ci/cc)	114 (1,868)
Fuel Economy (mpg/l/100km)³	46 mpg (5.1 l/100 km)
Transmission	6-Speed Cruise Drive®

COLOR

SOLID	
Vivid Black	Black Denim
Barracuda Silver Denim	Performance Orange
River Rock Gray Denim	



BREAKOUT® 114

A sleek, reinvented frame, a Milwaukee-Eight® engine and an oversized 240-millimeter rear tire—this is your answer for an unexpectedly nimble, modern Softail® built to help you dodge the daily grind.

DIMENSIONS¹

Length (in/mm)	93.3 (2,370)
Seat Height, Laden (in/mm)²	25.6 (650)
Wheelbase (in/mm)	66.7 (1,695)
Fuel Capacity (U.S. gals/liters)	3.5 (13.2)
Weight, As Shipped (lbs/kg)	648 (294)
Weight, In Running Order (lbs/kg)	672 (305)

POWERTRAIN

Engine	Milwaukee-Eight® 114
Displacement (ci/cc)	114 (1,868)
Fuel Economy (mpg/l/100km)³	47 mpg (5 l/100 km)
Transmission	6-Speed Cruise Drive®

COLOR

SOLID	
Vivid Black	Barracuda Silver
Midnight Blue	Performance Orange
River Rock Gray Denim	

CUSTOM

Zephyr Blue / Black Sunglo	Stiletto Red
----------------------------	--------------

SOFTAIL®

Street Bob®

The Street Bob® motorcycle makes you feel like you're one with the wind. Stripped down and refined, it features blacked-out surfaces, spoked wheels, hidden digital instrumentation, mid-controls and chopped fenders. The 107-cubic-inch Milwaukee-Eight® engine gives you all the power you need to put the world in your mirrors in a hurry. And it comes at a price that'll get you gripping those black mini-apes even harder.

DIMENSIONS¹

Length (in/mm)	91.3 (2,320)
Seat Height, Laden (in/mm)²	25.8 (655)
Wheelbase (in/mm)	64.2 (1,630)
Fuel Capacity (U.S. gals/liters)	3.5 (13.2)
Weight, As Shipped (lbs/kg)	630 (286)
Weight, In Running Order (lbs/kg)	655 (297)

POWERTRAIN

Engine	Milwaukee-Eight® 107
Displacement (ci/cc)	107 (1,746)
Fuel Economy (mpg/l/100km)³	47 mpg (5 l/100km)
Transmission	6-Speed Cruise Drive®

COLOR

SOLID	
Vivid Black	River Rock Gray
Barracuda Silver Denim	Spruce
TWO-TONE	
Billiard Red / Vivid Black	

¹Handlebar height is regulated in many locations. Check local laws to ensure your motorcycle meets applicable regulations.



SOFTAIL®

Fat Bob® 114

The 2-1-2 upswept exhaust, massive tires, inverted front forks, easily adjustable rear suspension and Milwaukee-Eight® engine make this instant classic harmonious and powerful mile after mile.



DIMENSIONS¹

Length (in/mm)	92.1 (2,340)
Seat Height, Laden (in/mm)²	27.7 (704)
Wheelbase (in/mm)	63.6 (1,615)
Fuel Capacity (U.S. gals/liters)	3.6 (13.6)
Weight, As Shipped (lbs/kg)	653 (296)
Weight, In Running Order (lbs/kg)	676 (306)

POWERTRAIN

Engine	Milwaukee-Eight® 114
Displacement (ci/cc)	114 (1,868)
Fuel Economy (mpg/l/100km)³	47 mpg (5 l/100 km)
Transmission	6-Speed Cruise Drive®

COLOR

SOLID	
Vivid Black	Black Denim
Barracuda Silver Denim	Performance Orange
River Rock Gray Denim	

CUSTOM
Stiletto Red

HERITAGE CLASSIC

The chrome, leather, Milwaukee-Eight® 107 engine, Softail® frame and suspension, windshield, and hard saddlebags perfectly balance a classic with modern comfort.

DIMENSIONS¹

Length (in/mm)	95.1 (2,415)
Seat Height, Laden (in/mm)²	26.3 (668)
Wheelbase (in/mm)	64.2 (1,630)
Fuel Capacity (U.S. gals/liters)	5 (18.9)
Weight, As Shipped (lbs/kg)	697 (316)
Weight, In Running Order (lbs/kg)	728 (330)

COLOR

SOLID	
Vivid Black	Billiard Burgundy

TWO-TONE

Billiard Red / Vivid Black	Silver Pine / Spruce
----------------------------	----------------------

CUSTOM

Tahitian Teal

POWERTRAIN

Engine	Milwaukee-Eight® 107
Displacement (ci/cc)	107 (1,746)
Fuel Economy (mpg/l/100km)³	47 mpg (5 l/100 km)
Transmission	6-Speed Cruise Drive®

HERITAGE CLASSIC 114

A modern classic with a Milwaukee-Eight® 114 engine, Softail® frame and suspension, windshield, hard saddlebags, and calming blacked-out styling. Perfectly balanced to balance you.

DIMENSIONS¹

Length (in/mm)	95.1 in. (2,415)
Seat Height, Laden (in/mm)²	26.3 (668)
Wheelbase (in/mm)	64.2 (1,630)
Fuel Capacity (U.S. gals/liters)	5 (18.9)
Weight, As Shipped (lbs/kg)	697 (316)
Weight, In Running Order (lbs/kg)	728 (330)

COLOR

SOLID	
Vivid Black	Billiard Burgundy

TWO-TONE

Billiard Red / Vivid Black	Silver Pine / Spruce
----------------------------	----------------------

CUSTOM

Scorched Orange / Silver Flux	Tahitian Teal
-------------------------------	---------------

POWERTRAIN

Engine	Milwaukee-Eight® 114
Displacement (ci/cc)	114 (1,868)
Fuel Economy (mpg/l/100km)³	47 mpg (5 l/100 km)
Transmission	6-Speed Cruise Drive®



SOFTAIL®

Softail Slim®

Chopped fenders, spoked wheels and the power of a Milwaukee-Eight® 107 V-Twin engine let you lean more deeply into every turn and stretch with confidence-inspiring handling.



DIMENSIONS¹

Length (in/mm)	90.9 (2,310)
Seat Height, Laden (in/mm)²	25.5 (648)
Wheelbase (in/mm)	64.2 (1,630)
Fuel Capacity (U.S. gals/liters)	5 (18.9)
Weight, As Shipped (lbs/kg)	642 (291)
Weight, In Running Order (lbs/kg)	671 (304)

POWERTRAIN

Engine	Milwaukee-Eight® 107
Displacement (ci/cc)	107 (1,746)
Fuel Economy (mpg/l/100km)³	47 mpg (5 l/100km)
Transmission	6-Speed Cruise Drive®

COLOR

SOLID	
Vivid Black	Black Denim
Barracuda Silver Denim	Billiard Burgundy

SOFTAIL®

Fat Boy® 114

A true icon with satin chrome finishes, signature LED lighting, a 240-millimeter rear tire, a 160-millimeter front tire, solid-disc wheels and a Milwaukee-Eight® engine. Leave passersby in a blur.



DIMENSIONS¹

Length (in/mm)	93.9 (2,370)
Seat Height, Laden (in/mm)²	25.9 (658)
Wheelbase (in/mm)	65.6 (1,665)
Fuel Capacity (U.S. gals/liters)	5 (18.9)
Weight, As Shipped (lbs/kg)	671 (304)
Weight, In Running Order (lbs/kg)	699 (317)

POWERTRAIN

Engine	Milwaukee-Eight® 114
Displacement (ci/cc)	114 (1,868)
Fuel Economy (mpg/l/100km)³	47 mpg (5 l/100km)
Transmission	6-Speed Cruise Drive®

COLOR

SOLID	
Vivid Black	Spruce
Midnight Blue	

TWO-TONE

River Rock Gray / Vivid Black
Baracuda Silver Denim / Black Denim

CUSTOM

Zephyr Blue / Black Sunglo	Stiletto Red
----------------------------	--------------

SOFTAIL®

Deluxe



Beneath the chrome and polish lies easy-handling Softail® frame and suspension. The Deluxe howls to you with a Milwaukee-Eight® 107 V-Twin engine that has power to spare.



DIMENSIONS¹

Length (in/mm)	95.1 (2,415)
Seat Height, Laden (in/mm)²	25.9 (658)
Wheelbase (in/mm)	64.2 (1,630)
Fuel Capacity (U.S. gals/liters)	5 (18.9)
Weight, As Shipped (lbs/kg)	668 (303)
Weight, In Running Order (lbs/kg)	697 (316)

POWERTRAIN

Engine	Milwaukee-Eight® 107
Displacement (ci/cc)	107 (1,746)
Fuel Economy (mpg/l/100km)³	47 mpg (5 l/100km)
Transmission	6-Speed Crusie Drive®

COLOR

SOLID	
Vivid Black	Stone Washed White Pearl
Midnight Blue	
TWO-TONE	CUSTOM
Billiard Red / Vivid Black	Scorched Orange / Silver Flux

SOFTAIL®

Sport Glide®



Built to let you flow freely from city to countryside with a nimble Softail® frame and suspension, a Milwaukee-Eight® 107 V-Twin, detachable saddlebags and mini batwing fairing.



DIMENSIONS¹

Length (in/mm)	91.5 (2,325)
Seat Height, Laden (in/mm)²	25.7 (653)
Wheelbase (in/mm)	64 (1,625)
Fuel Capacity (U.S. gals/liters)	5 (18.9)
Weight, As Shipped (lbs/kg)	670 (304)
Weight, In Running Order (lbs/kg)	699 (317)

POWERTRAIN

Engine	Milwaukee-Eight® 107
Displacement (ci/cc)	107 (1,746)
Fuel Economy (mpg/l/100km)³	47 mpg (5 l/100km)
Transmission	6-Speed Crusie Drive®

COLOR

SOLID	
Vivid Black	River Rock Gray Denim
Midnight Blue	Performance Orange
CUSTOM	
Tahitian Teal	Scorched Orange / Silver Flux

ON RIDING

Tony Bang

What is riding like? — “Like biting into the perfect piece of steak.”

Do you have a favorite riding memory? — “My favorite memory of riding is my very first solo trip. Starting the ride at sunrise and ending the day at sunset was rad and beautiful. The story is the most meaningful because it was the first time I was on the road for a long period of time alone. Just me, my bike and the road.”

“Like biting into
*the perfect piece
of steak.*”

What’s the most memorable thing you’ve seen on a ride? — “While heading up to Northern California, the most memorable thing I’ve seen on the road was watching the sun set into the mountains of Big Sur.”

That's the
*sound of raging
tranquility.*



Touring

These motorcycles will keep your senses sharp and your mind at ease, no matter your journey. Hit hill climbs, horizon lines and head-clearing stretches of open road on a touring machine designed to go the distance.

TOURING

Electra Glide® Standard

The essentials of touring without the distractions: the iconic batwing fairing, splitstream vent, Milwaukee-Eight® 107 engine and electronic cruise control let you focus on the experience of the ride.



DIMENSIONS¹

Length (in/mm)	94.5 (2,400)
Seat Height, Laden (in/mm)²	26.1 (663)
Wheelbase (in/mm)	64 (1,625)
Fuel Capacity (U.S. gals/liters)	6 (22.7)
Weight, As Shipped (lbs/kg)	781 (354)
Weight, In Running Order (lbs/kg)	820 (372)

POWERTRAIN

Engine	Milwaukee-Eight® 107
Displacement (ci/cc)	107 (1,746)
Fuel Economy (mpg/l/100km)³	45 mpg (5.2 l/100 km)
Transmission	6-Speed Cruise Drive®

COLOR

SOLID
Vivid Black

INFOTAINMENT

Infotainment System	N/A
Type	N/A
Speaker Size	N/A

STREET GLIDE®

With a Milwaukee-Eight® 107 engine, iconic batwing fairing, optional Reflex™ Defensive Rider Systems, BOOM!™ GTS infotainment system and hot-rod bagger style, the Street Glide® is truly an icon and will make you feel like one too.

DIMENSIONS¹

Length (in/mm)	96.5 (2,450)
Seat Height, Laden (in/mm)²	26.1 (664)
Wheelbase (in/mm)	64 (1,625)
Fuel Capacity (U.S. gals/liters)	6 (22.7)
Weight, As Shipped (lbs/kg)	796 (361)
Weight, In Running Order (lbs/kg)	829 (376)

COLOR

SOLID	
Vivid Black	Midnight Blue
Black Denim	Barracuda Silver

CUSTOM

Stiletto Red	Tahitian Teal
--------------	---------------

POWERTRAIN

Engine	Milwaukee-Eight® 107
Displacement (ci/cc)	107 (1,746)
Fuel Economy (mpg/l/100km)³	45 mpg (5.2 l/100 km)
Transmission	6-Speed Cruise Drive®

INFOTAINMENT

Infotainment System	Boom!™ Box 4.3
Type	Color
Speaker Size	5.25 inch standard

See page 45 for details of Reflex Defensive Rider Systems technology and rider responsibilities.

STREET GLIDE® SPECIAL

A roaring Milwaukee-Eight® 114 engine, H-D™ Connect vital monitoring, new Prodigy™ wheels with optional Reflex™ Defensive Rider Systems and blacked-out finish will turn heads as you surf through the city on this bike.

DIMENSIONS¹

Length (in/mm)	95.5 (2,425)
Seat Height, Laden (in/mm)²	26.1 (664)
Wheelbase (in/mm)	64 (1,625)
Fuel Capacity (U.S. gals/liters)	6 (22.7)
Weight, As Shipped (lbs/kg)	792 (359)
Weight, In Running Order (lbs/kg)	827 (375)

COLOR

SOLID	
Vivid Black	Billiard Burgundy
River Rock Gray Denim	Performance Orange
Stone Washed White Pearl	

CUSTOM

Scorched Orange / Silver Flux	Zephyr Blue/Black Sunglo
-------------------------------	--------------------------

POWERTRAIN

Engine	Milwaukee-Eight® 114
Displacement (ci/cc)	114 (1,868)
Fuel Economy (mpg/l/100km)³	45 mpg (5.2 l/100 km)
Transmission	6-Speed Cruise Drive®

INFOTAINMENT

Infotainment System	Boom!™ Box GTS
Type	Full Color TFT
Speaker Size	6.5 inch BOOM standard

See page 45 for details of Reflex Defensive Rider Systems technology and rider responsibilities.

TOURING

Road Glide® Limited

The new Road Glide® Limited motorcycle will float you to bliss. The frame-mounted shark nose fairing and 13.5-inch windscreen protect you from the wind while Slicer II Wheels and new tank and front fender medallions give this touring roadster the flash only the dual Daymaker® Reflector LED headlamps can outshine. Put some miles between you and whatever you're leaving behind with the power of the Milwaukee-Eight® 114 engine. Elevate your experience even more with the precisely engineered Reflex™ Defensive Rider Systems for optimal handling, the H-D™ Connect service for added safety and security and the Black Finish option for distinctive style straight from the factory.

DIMENSIONS¹

Length (in/mm)	102.2 (2,595)
Seat Height, Laden (in/mm)²	27.2 (690)
Wheelbase (in/mm)	64 (1,625)
Fuel Capacity (U.S. gals/liters)	6 (22.7)
Weight, As Shipped (lbs/kg)	897 (407)
Weight, In Running Order (lbs/kg)	932 (423)

POWERTRAIN

Engine	Twin-Cooled™ Milwaukee-Eight® 114
Displacement (ci/cc)	114 (1,868)
Fuel Economy (mpg/l/100km)³	43 mpg (5.5 l/100 km)
Transmission	6-Speed Cruise Drive®

COLOR

CHROME	
SOLID	
Vivid Black	Midnight Blue

TWO-TONE

River Rock Gray / Vivid Black	Silver Pine / Spruce
-------------------------------	----------------------

CUSTOM

Stiletto Red	Tahitian Teal
--------------	---------------

COLOR

BLACK OPTION	
SOLID	
Vivid Black	River Rock Gray

TWO-TONE

Barracuda Silver Denim / Black Denim
Billiard Red / Vivid Black

CUSTOM

Scorched Orange / Silver Flux	Zephyr Blue / Black Sunglo
-------------------------------	----------------------------


INFOTAINMENT

Infotainment System	Boom!™ Box GTS
Type	Full Color TFT
Speaker Size	5.25 inch standard

See page 45 for details of Reflex Defensive Rider Systems technology and rider responsibilities.
The H-D™ Connect service will be offered in regions where available for a free subscription period after the purchase of a new motorcycle and available with a subscription charge following the initial free period. See dealer for details.




Road Glide® Limited shown with Black Finish option.




DIMENSIONS ¹	Length (in/mm)	95.7 (2,430)
	Seat Height, Laden (in/mm) ²	25.9 (658)
	Wheelbase (in/mm)	64 (1,625)
	Fuel Capacity (U.S. gals/liters)	6 (22.7)
	Weight, As Shipped (lbs/kg)	820 (372)
POWERTRAIN	Weight, In Running Order (lbs/kg)	855 (388)
	Engine	Milwaukee-Eight® 107
COLOR	Displacement (ci/cc)	107 (1,746)
	Fuel Economy (mpg/l/100km) ³	45 mpg (5.2 l/100 km)
	Transmission	6-Speed Cruise Drive®
	Infotainment System	Boom!™ Box 4.3
INFOTAINMENT	Type	Color
	Speaker Size	5.25 inch standard

See page 45 for details of Reflex Defensive Rider Systems technology and rider responsibilities.




DIMENSIONS ¹	Length (in/mm)	95.7 (2,430)
	Seat Height, Laden (in/mm) ²	25.9 (658)
	Wheelbase (in/mm)	64 (1,625)
	Fuel Capacity (U.S. gals/liters)	6 (22.7)
	Weight, As Shipped (lbs/kg)	818 (371)
POWERTRAIN	Weight, In Running Order (lbs/kg)	853 (387)
	Engine	Milwaukee-Eight™ 114
COLOR	Displacement (ci/cc)	114 (1,868)
	Fuel Economy (mpg/l/100km) ³	45 mpg (5.2 l/100 km)
	Transmission	6-Speed Cruise Drive®
	Infotainment System	Boom!™ Box GTS
INFOTAINMENT	Type	Full Color TFT
	Speaker Size	6.5 inch BOOM standard

See page 45 for details of Reflex Defensive Rider Systems technology and rider responsibilities.



DIMENSIONS ¹	Length (in/mm)	95.3 (2,420)
	Seat Height, Laden (in/mm) ²	26.4 (671)
	Wheelbase (in/mm)	64 (1,625)
	Fuel Capacity (U.S. gals/liters)	6 (22.7)
	Weight, As Shipped (lbs/kg)	774 (351)
POWERTRAIN	Weight, In Running Order (lbs/kg)	807 (366)
	Engine	Milwaukee-Eight™ 114
COLOR	Displacement (ci/cc)	114 (1,868)
	Fuel Economy (mpg/l/100km) ³	45 mpg (5.2 l/100 km)
	Transmission	6-Speed Cruise Drive®
	Infotainment System	N/A
INFOTAINMENT	Type	N/A
	Speaker Size	N/A

See page 45 for details of Reflex Defensive Rider Systems technology and rider responsibilities.



DIMENSIONS ¹	Length (in/mm)	96.5 (2,450)
	Seat Height, Laden (in/mm) ²	26.3 (667)
	Wheelbase (in/mm)	64 (1,625)
	Fuel Capacity (U.S. gals/liters)	6 (22.7)
	Weight, As Shipped (lbs/kg)	794 (360)
POWERTRAIN	Weight, In Running Order (lbs/kg)	828 (370)
	Engine	Milwaukee-Eight® 107
COLOR	Displacement (ci/cc)	107 (1,746)
	Fuel Economy (mpg/l/100km) ³	43 mpg (5.2 l/100 km)
	Transmission	6-Speed Cruise Drive®
	Infotainment System	N/A
INFOTAINMENT	Type	N/A
	Speaker Size	N/A

See page 45 for details of Reflex Defensive Rider Systems technology and rider responsibilities.



Respond to
the elements
*by harnessing the
power of control.*

EXPERIENCE THE REFLEX™ DEFENSIVE RIDER SYSTEMS

Reflex™ Defensive Rider Systems is a new collection of technologies designed to match motorcycle performance to available traction during acceleration, deceleration and braking, so you can clear your head on the open road with complete confidence.

Cornering-Enhanced Electronic-Linked Braking

Stay in perfect synchronicity with applied braking effort on both wheels from either the hand lever or foot pedal.

Cornering-Enhanced Traction-Control System

Keep your rear wheel from spinning out with confident traction control designed for acceleration while leaning, even in wet weather.

Cornering-Enhanced Anti-Lock Braking System

Designed for peace of mind, the C-ABS will make locking under braking a thing of the past, giving you total control of the road.

Cornering-Enhanced Drag-Torque Slip-Control System

Stay centered on the slickest of roads with tech that keeps the rear wheel from slipping and losing grip during deceleration.

Vehicle Hold Control

Set out from any hill, bridge or ramp with brake pressure engineered to keep you from rolling backward.

Tire-Pressure Monitoring System

Stay alert when your tire pressure gets too low, so you can keep chasing after those internal highs.

Available traction is determined by the road-tire interface. The systems bundled into the RDRS are only able to adjust brake pressure or power-train torque in an attempt to keep the forces at the tire from exceeding available grip. These technologies do not have the ability to increase grip or to intervene when the rider has not made a brake or throttle application (e.g., coasting through a corner with the clutch disengaged). RDRS is not a system to directly influence vehicle direction. This is a key difference between motorcycle RDRS and automotive stability control. The rider is ultimately responsible for steering and path corrections. The features of RDRS are bundled together, except where noted. RDRS features are standard on all MY20 CVO™ models and optional on all MY20 Touring models in the U.S. (except Electra Glide® Standard).

TOURING

Ultra Limited

From its optional Reflex™ Defensive Rider Systems to its Twin-Cooled™ Milwaukee-Eight® 114 engine, the Ultra Limited motorcycle helps you find your balance in its marriage of machinery and technology. When you're away from the bike, H-D™ Connect service lets you keep an eye on its vitals and security from your phone, while the integrated BOOM!™ Box GTS infotainment system keeps you plugged in for long rides. Need your bike to express your dark side? Check out the new Black Finish option that engulfs the entire bike, from its wind-cutting, vented batwing fairing back to its roomy Tour-Pak® carrier.

DIMENSIONS¹

Length (in/mm)	102.3 (2,600)
Seat Height, Laden (in/mm)²	27.5 (699)
Wheelbase (in/mm)	64 (1,625)
Fuel Capacity (U.S. gals/liters)	6 (22.7)
Weight, As Shipped (lbs/kg)	880 (399)
Weight, In Running Order (lbs/kg)	917 (416)

POWERTRAIN

Engine	Twin-Cooled™ Milwaukee-Eight™ 114
Displacement (ci/cc)	(1,868)
Fuel Economy (mpg/l/100km)³	43 mpg (5.5 l/100 km)
Transmission	6-Speed Crusie Drive®

COLOR

CHROME OPTION	
SOLID	
Vivid Black	Barracuda Silver
TWO-TONE	
River Rock Gray/Vivid Black	Silver Pine/Spruce
Midnight Blue/Barracuda Silver	

CUSTOM	
Stiletto Red	Tahitian Teal

COLOR

BLACK OPTION	
SOLID	
Vivid Black	River Rock Gray
TWO-TONE	
River Rock Gray / Vivid Black	
Barracuda Silver Denim / Black Denim	

CUSTOM	
Scorched Orange / Silver Flux	Zephyr Blue / Black Sunglo

INFOTAINMENT

Infotainment System	Boom!™ Box GTS
Type	Full Color TFT
Speaker Size	5.25 inch standard

See page 45 for details of Reflex Defensive Rider Systems technology and rider responsibilities.
The H-D™ Connect service will be offered in regions where available for a free subscription period after the purchase of a new motorcycle and available with a subscription charge following the initial free period. See dealer for details.



TRIKE

Tri Glide® Ultra

Along with trike-specific Reflex™ Defensive Rider Systems, H-D™ Connect and a Milwaukee-Eight® 114 engine, the 6.8 cubic feet of storage gives you more space for you to explore the way you ride.



DIMENSIONS¹

Length (in/mm)	105.1 (2,670)
Seat Height, Laden (in/mm)²	27.1 (688)
Wheelbase (in/mm)	65.7 (1,670)
Fuel Capacity (U.S. gals/liters)	6 (22.7)
Weight, As Shipped (lbs/kg)	1,204 (546)
Weight, In Running Order (lbs/kg)	1,243 (564)

POWERTRAIN

Engine	Twin-Cooled™ Milwaukee-Eight™ 114
Displacement (ci/cc)	114 (1,868)
Fuel Economy (mpg/l/100km)³	42 mpg (5.6 l/100 km)
Transmission	6-Speed Crusie Drive®

COLOR

SOLID	
Vivid Black	Spruce
TWO-TONE	
Midnight Blue / Barracuda Silver	
River Rock Gray / Vivid Black	
CUSTOM	
Tahitian Teal	

INFOTAINMENT

Infotainment System	Boom!™ Box GTS
Type	Full Color TFT
Speaker Size	5.25 inch/6.5 inch P&A Upgrade

TRIKE

Freewheeler®

Ground yourself with Enforcer aluminum wheels, 12-inch mini-ape hangers, trike-specific Reflex™ Defensive Rider Systems along with the humming Milwaukee-Eight® 114 V-Twin engine.



DIMENSIONS¹

Length (in/mm)	103 (2,615)
Seat Height, Laden (in/mm)²	26.2 (665)
Wheelbase (in/mm)	65.7 (1,670)
Fuel Capacity (U.S. gals/liters)	6 (22.7)
Weight, As Shipped (lbs/kg)	1,085 (492)
Weight, In Running Order (lbs/kg)	1,118 (507)

POWERTRAIN

Engine	Milwaukee-Eight™ 114
Displacement (ci/cc)	114 (1,868)
Fuel Economy (mpg/l/100km)³	43 mpg (5.5 l/100 km)
Transmission	6-Speed Crusie Drive®

COLOR

SOLID	
Vivid Black	Performance Orange
Barracuda Silver Denim	
CUSTOM	
Stiletto Red	

INFOTAINMENT

Infotainment System	N/A
Type	N/A
Speaker Size	N/A

ON RIDING

Wil Thomas



Why do you ride? — “The short answer is to get away, to leave things behind. The long answer is to go forward, see something new, go beyond. Riding is always about the journey, less about the destination. Most of what I find is inside.”

“Most of what
I find is inside.”

What’s your favorite riding memory? — “I once rode a Harley from Casablanca to Marrakesh. To ride a bike in Africa was like a dream. I hope to do it again on my own bike, a 1947 Knucklehead! Would barely see the road through the tears. Tears of joy.”

What do you love about Harley-Davidson? — “The individual expression of self. The value of freedom. The love of travel and riding with friends.”

CUSTOM VEHICLE OPERATIONS™

CVO™ Tri Glide®

The most-requested model in the history of Custom Vehicle Operations™ is here and overflowing with features to lose yourself in. Dive into the 117-cubic-inch Milwaukee-Eight® power. See it all with the new Daymaker® LED headlamp. Take hold of the custom Kahuna™ collection grips, levers, pegs and floorboards. Stay connected with top-of-the-line BOOM!™ Box GTS infotainment, a premium sound system and the BOOM!™ Audio 30K Bluetooth® headset to communicate with your bike, your passenger and other riders. And keep your ride safe, sound and always ready to go with the Reflex™ Defensive Rider Systems and smartphone-linked H-D™ Connect. Balance it all on new 19-inch front wheels, 18-inch Tomahawk™ contrast cut rear wheels and the choice of two premium custom-paint finishes. The CVO™ Tri Glide® doesn't just have everything you want—it makes you feel everything you need.

DIMENSIONS¹

Length (in/mm)	105.1 (2,670)
Seat Height, Laden (in/mm)²	25.9 (658)
Wheelbase (in/mm)	65.7 (1,670)
Fuel Capacity (U.S. gals/liters)	6 (22.7)
Weight, As Shipped (lbs/kg)	1,239 (563)
Weight, In Running Order (lbs/kg)	1,269 (577)

POWERTRAIN

Engine	Twin-Cooled™ Milwaukee-Eight™ 117
Displacement (ci/cc)	117 (1,923)
Fuel Economy (mpg/l/100km)³	40 mpg (5.88 l/100 km)
Transmission	6-Speed Cruise Drive®

COLOR

CVO™
Blizzard White Pearl w/ Lightning Silver & Stormcloud
Black Stardust w/ Magnetic Gray & Wicked Red

INFOTAINMENT

Infotainment System	Boom!™ Box GTS
Type	Full Color TFT
Speaker Size	Boom! Audio Stage I

See page 45 for details of Reflex Defensive Rider Systems technology and rider responsibilities.



CUSTOM VEHICLE OPERATIONS™

CVO™ Limited

The CVO™ Limited takes the idea of luxury and its riders to whole new frontiers with its monumental Twin-Cooled™ Milwaukee-Eight® 117 engine, custom wheels, heated grips, glorious finishes and more quality features.



DIMENSIONS¹

Length (in/mm)	102.4 (2,600)
Seat Height, Laden (in/mm)²	27.7 (704)
Wheelbase (in/mm)	64 (1,625)
Fuel Capacity (U.S. gals/liters)	6 (22.7)
Weight, As Shipped (lbs/kg)	906 (411)
Weight, In Running Order (lbs/kg)	944 (428)

POWERTRAIN

Engine	Twin-Cooled™ Milwaukee-Eight™ 117
Displacement (ci/cc)	117 (1,923)
Fuel Economy (mpg/l/100km)³	41 mpg (5.7 l/100 km)
Transmission	6-Speed Crusie Drive®

COLOR

CVO™
Moonlight Blue & Deep Sea Blue
Sand Dune
Smoky Gray & Stormcloud

INFOTAINMENT

Infotainment System	Boom!™ Box GTS
Type	Full Color TFT
Speaker Size	Boom! Audio Stage I

See page 45 for details of Reflex Defensive Rider Systems technology and rider responsibilities.

CUSTOM VEHICLE OPERATIONS™

CVO™ Street Glide®

The CVO™ Street Glide® is the absolute pinnacle of H-D style, comfort and performance. This is a truly transcendent bike, created for those looking for transcendence on two wheels.



DIMENSIONS¹

Length (in/mm)	95.9 (2,435)
Seat Height, Laden (in/mm)²	26.1 (663)
Wheelbase (in/mm)	64 (1,625)
Fuel Capacity (U.S. gals/liters)	6 (22.7)
Weight, As Shipped (lbs/kg)	831 (377)
Weight, In Running Order (lbs/kg)	866 (393)

POWERTRAIN

Engine	Milwaukee-Eight™ 117
Displacement (ci/cc)	117 (1,923)
Fuel Economy (mpg/l/100km)³	41 mpg (5.7 l/100 km)
Transmission	6-Speed Crusie Drive®

COLOR

CVO™
Black Stardust Fade
Sand Dune
Smoky Gray & Black Hole

INFOTAINMENT

Infotainment System	Boom!™ Box GTS
Type	Full Color TFT
Speaker Size	Boom! Audio Stage II

See page 45 for details of Reflex Defensive Rider Systems technology and rider responsibilities.



Now exhale...

LET IT ALL OUT. TAKE A LOAD OFF.

Have you worked up an appetite for that life-changing ride? Good, then you're ready to turn the throttle and sit back for all the clarity and thrills a great ride throws at you.

Because if there's one thing you take away from these pages, let it be to put this book away. Unplug. Get outside. Go riding. Feel your heart racing and your head empty out.

A saner, sharper, more alive you is waiting.

HARLEY-DAVIDSON

Paint

Your choice of paint is a reflection of your inner spark. When the light catches it just right, you can see someone’s soul in the choice of finish. Fortunately, the Harley-Davidson Motor Company® is renowned for the depth, richness and longevity of its colors. This year, we’ve added new solid colors, new two-tones and nine expansive, new finishes for CVO™ models so you can shine as bright as you want to.

IMPORTANT - PLEASE READ: The information printed in this brochure reflects product design, fabrication and component parts at the date of printing. 1 Vehicles depicted may differ from vehicles manufactured and delivered. Specifications and prices listed may differ from specifications and prices of vehicles manufactured and delivered. All product descriptions (including depictions, specifications, dimensions, measurements, ratings and competitive comparisons) are based on the information available at the time of publication. Although such descriptions are believed correct, errors and changes can occur and complete accuracy cannot be guaranteed. Harley-Davidson may make changes and at any time to prices and specifications and may change or discontinue models without notice and without incurring any obligation. Attention: Vehicles in the configurations shown and many of the accessories described in this catalog may not be available for sale or use in some locations. Please check with your dealer for complete product details and the latest information. All models feature 6-speed transmission (Sportster™ models are 5-speed) and carbon fiber belt final drive; multi-plate clutch with diaphragm spring in oil bath; and two-year, unlimited mileage warranty. 2 Measurement reflects 180 lb. (81.7 kg) operator weight. 3 The combined fuel economy numbers were derived using a combination of estimated city and highway values. Fuel economy estimates are derived from US EPA exhaust emission certification data on a sample motorcycle from the corresponding family under ideal laboratory conditions. Your actual fuel economy will vary depending on your personal riding habits, road and driving conditions, vehicle condition and maintenance, tire pressure, vehicle configuration (parts and accessories), and vehicle loading (cargo, rider and passenger weight). Break-in mileage may vary.

SOLID

BLACK DENIM	BARRACUDA SILVER	BARRACUDA SILVER DENIM	VIVID BLACK
RIVER ROCK GRAY	RIVER ROCK GRAY DENIM	BILLIARD BLUE	BILLIARD BURGUNDY
MIDNIGHT BLUE	SPRUCE	PERFORMANCE ORANGE	STONE WASHED WHITE PEARL
BILLARD RED	YELLOW FUSE	ORANGE FUSE	

CUSTOM

SCORCHED ORANGE/ SILVER FLUX	STILETTO RED	TAHITIAN TEAL	ZEPHYR BLUE/ BLACK SUNGLO

TWO TONE

SILVER PINE/SPRUCE	BILLIARD RED/VIVID BLACK	RIVER ROCK GRAY / VIVID BLACK	BARRACUDA SILVER DENIM/ BLACK DENIM
MIDNIGHT BLUE/ BARRACUDA SILVER			

CVO

MOONLIGHT BLUE & DEEP SEA BLUE	SMOKY GRAY & STORMCLOUD	SAND DUNE	BLACK STARDUST FADE
SMOKY GRAY & BLACK HOLE	BLIZZARD WHITE PEARL W/ LIGHTNING SILVER & STORMCLOUD	BLACK STARDUST W/ MAGNETIC GRAY & WICKED RED	



HARLEY — DAVIDSON®

We care about you. When riding your Harley-Davidson® motorcycle, be sure to ride safely, respectfully and within the limits of the law and your abilities. Always wear an approved helmet, proper eyewear and protective clothing and insist your passenger does, too. Never ride while under the influence of alcohol or drugs. Know your Harley® motorcycle, and read and understand your owner's manual from cover to cover. Sign up for a Harley-Davidson® Riding Academy course. (Call 1-800-444-9227 for a course near you.) Harley Owners Group® and H.O.G.® are among the trademarks of H-D U.S.A., LLC. Third-party trademarks are the property of their respective owners. © 2019 H-D or its affiliates.

Part Number 94500299

