

GAUGES

Take command of your personal cockpit. A console-mount Speedometer/Tachometer will help you keep an eye on your speed, and auxiliary instruments let you keep a finger on the pulse of your bike.



618 GAUGES

Speedometers/Tachometers

A. COMBINATION ANALOG SPEEDOMETER/TACHOMETER – 5"

Maintain the clean view over the handlebar. This unique Combination Speedometer/Tachometer allows you to monitor engine speed without adding a handlebar-mounted tach. The unit mounts in the stock dash opening and is a direct plug-in installation. Gauges feature speedometer and tachometer pointers that sweep clockwise to provide a "gauge within a gauge" look. The backlit gauges include a large LCD (liquid crystal display) information screen that displays odometer/tripmeter data, miles-to-empty readings, an easy-to-read segmented fuel display, a gear position indicator and clock. This valuable information is available to the rider at a glance. The gauge features push-button adjustable backlighting with over 600 color tone options, allowing the rider to adjust pointer, LCD and backlighting colors to match any paint scheme or viewing preference. Kit includes a data transfer cable to easily upload initial mileage at time of installation.

Fits '09-'11 Dyna®, '08-'10 Softail® (except FLSTSE) and '08-later Road King® models equipped with a 5" Speedometer.

70900070	Spun Aluminum Dial, MPH.
70900071	Spun Aluminum Dial, km/h.
70900072	Spun Aluminum Dial, MPH/km/h.

Fits '12 Dyna and '11-later Softail models with a 5" Speedometer, except FLSTSE2/3 models.

74774-11	Spun Aluminum Dial, MPH.
74775-11	Spun Aluminum Dial, km/h.
70900171	Spun Aluminum Dial, MPH/km/h.
74776-11	Black Dial, MPH.
74777-11	Black Dial, km/h.

B. COMBINATION DIGITAL SPEEDOMETER/ANALOG TACHOMETER – 4"

Maintain the clean view over the handlebar. This unique Combination Digital Speedometer/Analog Tachometer allows you to monitor engine speed, fuel level and gear position, without adding additional handlebar-mounted gauges. The digital speed reading can be easily toggled between MPH and kph to simplify cross-border travel. The large, easy-to-read LCD odometer/tripmeter also displays fuel level, miles-to-empty, gear position, and time. The gauge features push-button adjustable backlighting with over 600 color tone options, allowing the rider to adjust pointer, LCD and backlighting colors to match any paint scheme or viewing preference. The unit mounts in the stock dash opening and is a direct plug-in installation. Mileage reinstatement resides in the vehicle ECM so initial mileage will be uploaded at the time of installation.

70900100	Spun Aluminum Dial, MPH/kph.
-----------------	------------------------------

Fits '12 FXDB and FXDWG, '11-later FXCWC and FXS models equipped with 4" speedometer.



A. COMBINATION ANALOG SPEEDOMETER/TACHOMETER – 5" SPUN ALUMINUM DIAL



A. COMBINATION ANALOG SPEEDOMETER/TACHOMETER – 5" BLACK DIAL



A. COMBINATION ANALOG SPEEDOMETER/TACHOMETER – 5" SPUN ALUMINUM DIAL



B. COMBINATION DIGITAL SPEEDOMETER/ANALOG TACHOMETER – 4" SPUN ALUMINUM DIAL



NEW

C



C. COMBINATION DIGITAL SPEEDOMETER/ANALOG TACHOMETER

C. COMBINATION DIGITAL SPEEDOMETER/ANALOG TACHOMETER

This unique Digital Speedometer with Radial Tachometer allows you to monitor engine speed without adding a handlebar-mounted tach. The gauge features an easy-to-read digital speedometer within a spun aluminum surface, and an analog tachometer that sweeps the perimeter of the face. This digital reading can be easily toggled between odometer/tripmeter data, miles-to-empty, clock and MPH or km/h to simplify cross-border travel. The unit mounts in the stock dash opening and is a direct plug-in installation. Mileage reinstatement resides in the vehicle's ECM so initial mileage will be uploaded at the time of gauge installation. Dealer flash required before installation.

70900001

Fits '11-later Softail® models (except FLSTSE2/3) with a 5" speedometer. Vehicles without ABS will require a Digital Technician® flash to disable the ABS icon.

D. COMBINATION DIGITAL SPEEDOMETER/ANALOG TACHOMETER

Maintain the clean view over the handlebar. This unique Combination Digital Speedometer with radial Analog Tachometer allows you to monitor engine speed without adding a handlebar-mounted tach. The gauge features an easy-to-read digital speedometer within a spun aluminum surface, and an analog tachometer that sweeps the perimeter of the face. The digital reading can be easily toggled between MPH and KPH to simplify cross-border travel. The unit mounts in the stock dash opening and is a direct plug-in installation.

74717-10

Fits '08-'10 Softail models with a 5" speedometer.

74720-10

Fits '08-later Road King® models with a 5" speedometer.

74723-10

Fits '09-'11 Dyna® models with 5" speedometer.

E. SPUN ALUMINUM FACE SPEEDOMETER

Add a touch of luxury and style to your dash. First featured on the '04 Screamin' Eagle® Deuce™ and Electra Glide® motorcycles, these spun aluminum metal-faced gauges offer a rich contrast to a chrome console or black inner fairing surface. The gauges feature subtle Harley-Davidson® racing orange backlighting for a unique nighttime look. Mileage reinstatement is available through your Dealer.

Fits '04-'06 Dyna FXDWG, Softail, and Road King models, and '06 Dyna FXD35 and '07 FXDC models.

67313-05A 5" Speedometer – MPH.

67315-05A 5" Speedometer – KPH.

F. TACH KIT FOR SPORTSTER® MODELS

Upgrade your XL883 to dual instruments. The kit includes an electronic tachometer, wrinkle-black dual gauge mounting bracket, and hardware required for installation. Tachometer graphics complement Original Equipment speedometer and brackets allow for installation of your stock indicator lights.

67182-07

Fits '07-'10 XL883 STD, XL883L and '07-later XL883R models.

67182-04

Fits '04-'06 XL883 STD, XL883L and XL883R models. Stock on '04-'06 XL1200R. Use with accessory Handlebar Clamp requires separate purchase of (2) Screw P/N 3485A and (2) Spacer P/N 5775.

67182-95D

Fits '95-'03 XL883 models. (Does not fit XL Custom models.) Use with accessory Handlebar Clamp requires separate purchase of (2) Screw P/N 3485A and (2) Spacer P/N 5775.



D. COMBINATION DIGITAL SPEEDOMETER/ANALOG TACHOMETER



E. SPUN ALUMINUM FACE SPEEDOMETER



F. TACH KIT FOR SPORTSTER MODELS

620 GAUGES

Tachometer/Gear Indicator

HANDLEBAR-MOUNTED GAUGES

A wide selection of Auxiliary Gauges are available for your Harley-Davidson® model. Separate purchase of Gauge, Gauge Bracket, and Gauge Housing is required.

A. 2-5/8" MINI TACH KITS WITH SHIFT LIGHT

Now available with an attention-grabbing rider-selectable shift light, these chrome-plated, 0-8,000 RPM mini tachometers add style and function. Measuring 2-5/8 inches in diameter, these chrome-plated tachs boast superior illumination and high-quality construction. The hard-coated lens is both fog-and scratch-resistant and is ultrasonically welded to the case, resulting in a strong, reliable seal. These tach kits deliver impressive accuracy and response. Our exclusive, balanced pointer design allows for a quick, precise needle sweep and minimal low idle flutter. Plus, reverse polarity and over-voltage protection ensures these quality tachs are immune to voltage surges, low-voltage interference and ignition coil inductive kick-back. Tested to the highest industry standards, each kit is specifically designed for each model, with styling that matches current speedometer graphics, including a lighted pointer. Complete wiring, hardware, and installation instructions are included. (NOTE: Mini Tach Kits are not compatible with Windshield Bags.)

Fits '96-'03 and '07-later XL Custom, '96-later FXDWG, '06-'07 FXDB, '06 FXD35, '07-later FXDC, '08-later FXDF, '84-later FX Softail® (except FXCW/C and FXS), '86-later FL Softail (except '07-later FLSTF and FLSTFB), and '94-later Road King® models equipped with Mini Tach Mounting Bracket. '12 Dyna® and '11-later Softail models require separate purchase of Electrical Connection Kit P/N 72673-11. Separate purchase of application-specific Mounting Brackets and Gauge Housing is required.

69828-06 Spun Aluminum Face.

69829-06 Black Face.

B. MINI TACH TAPERED GAUGE HOUSING

Housing features a "tapered look" to dress up the Mini Tach for a sleek appearance. Easy replacement for the original Mini Tach gauge housing.

67524-04

Fits models equipped with 2-5/8" Mini Tach and appropriate mounting bracket.

C. 2-5/8" MINI TACH MOUNTING BRACKETS

Polished and plated to a brilliant shine, these steel brackets are designed to mount a 2-5/8" Mini Gauge at the ideal viewing angle. Designed for specific applications, these brackets are easy to install, and do not interfere with hand controls or indicator lights. Gauge installation requires separate purchase of Gauge Housing.

1. 67268-06B

Fits '06-later FXDWG, '08-later FXDF, '07-later FXSTC and '09-later FLSTC models. Will not fit models equipped with one-piece handlebar with integrated risers, Riser Kit P/N 56916-07, models equipped with Headlamp Nacelle Kit, models equipped with Handlebar Mount Micro Gauges, Road Tech™ Electronic Compass or Road Tech Radio.

2. 68150-05

Fits '05-later FLSTN and '08-later FXDB models.

3. 67206-04

Fits '96-'05 FXDWG, '06-'07 FXDB, '06 FXD35, '07-later FXDC, '86-'06 FLSTF, '86-'08 FLSTC, '93-'96 FLSTN and '00-later FXSTB models. Will not fit models equipped with one-piece handlebar with integrated risers, models equipped with Headlamp Nacelle Kit, models equipped with Handlebar Mount Micro Gauges, Road Tech Electronic Compass or Road Tech Radio.

4. 67231-04A

Fits '94-later FLHR and FLHRC models equipped with H-D® Mini Tach Kit. Also fits '86-later FL Softail models equipped with Chrome Headlight Nacelle P/N 67907-96C. (Does not fit with Fat Handlebars and Beach Bars.)

5. 69426-04

Fits '04-later XL Custom models. Not compatible with Windshield Bags.



A. 2-5/8" MINI TACH KIT WITH SHIFT LIGHT – BLACK FACE



A. 2-5/8" MINI TACH KIT WITH SHIFT LIGHT – SPUN ALUMINUM FACE



B. MINI TACH TAPERED GAUGE HOUSING



C. 2-5/8" MINI TACH MOUNTING BRACKETS




D. BILLET MINI TACH MOUNT – FL NACELLE



E. GAUGE BRACKET KITS – CHROME



F. DIGITAL GEAR INDICATOR – CHROME



F. DIGITAL GEAR INDICATOR – BLACK

D. BILLET MINI TACH MOUNT – FL NACELLE

Chrome-plated aircraft quality aluminum Mini Tach Mount adds a custom addition to your Road King® model. Scalloped lower edge assembles directly to your stock handlebar clamp cover, for a one-piece look. Add the appropriate 2-5/8" Mini Gauge and gauge housing (*sold separately*) to complete the custom look.

68961-98A

Fits '94-later FLHR and FLHRC models equipped with H-D® Mini Tach Kit. Also fits '86-later FL Softail® models equipped with Chrome Headlight Nacelle P/N 67907-96C. (Does not fit with Fat Handlebars or Beach Bars.)

E. GAUGE BRACKET KITS – CHROME

1. Speedometer/Tachometer

Kit includes chrome dual gauge mounting bracket and chrome speedometer and tachometer backplates.

67294-95A

Fits '99-'05 FXDX and '01-'03 FXDXT, '95-'04 FXDS-CONV. and '95-later XL1200 models (except XL1200C, XL1200N XL1200L and XL1200X). Will also fit '95-later XL883, Deluxe and Hugger® and FXD Super Glide® models that have been upgraded to dual gauges. '04-'10 FXD models require accessory handlebar clamps and separate purchase of two Screw P/N 3485A and two Spacer P/N 5775.

2. Speedometer

Replace the stock wrinkle black components. Kit includes chrome speedometer mounting bracket and backplate.

67293-95

Fits '95-later XL883 models and '95-'10 FXD Super Glide models equipped with single gauge. '04-'10 FXD models require accessory handlebar clamps and separate purchase of two Screw P/N 3485A and two Spacer P/N 5775.

F. DIGITAL GEAR INDICATOR

What gear am I in right now? Eliminate the guesswork with a Digital Gear Indicator. Conveniently located on the handlebar for line-of-sight viewing, the bright LED display is easy to read with a quick glance. When the clutch is "out," the display indicates the current gear 1-6, or a large "N" when the transmission is in the neutral position. Easy to install, this plug & play Gear Indicator requires no wire splicing or complicated programming. A built-in photocell automatically adjusts the display for improved visibility in direct sunlight, and dims the display at night to reduce distraction. Available in chrome or satin black finish to match your styling direction. The complete kit includes a self-contained LED and control module, control housing, wiring harness and required mounting hardware. Switch housing can accept one additional auxiliary switch (*sold separately*).

Fits '07-later VRSC™ (except VRSCF), XL, XR, Touring, '07-'11 Dyna® and '07-'10 Softail models. '07-'08 XL1200 models require updated calibration. Does not fit with Boom!™ Audio Cruiser Amp and Speaker Kits P/N 76262-08, 76320-08 or 76321-09.

70900038 Chrome.

70900078 Black.

622 GAUGES

Fairing Mount Gauges

A. TITANIUM FACE GAUGES

Add a rich, custom look to your dash. First featured on the '10 FLHTK Ultra Limited model, these black and icy cool "titanium" numbered gauges feature white LED backlighting and large, easy-to-read numbers for at-a-glance viewing. Gauges are plug-in ready, and require no additional splicing or re-wiring for installation. Mileage reinstatement is available through your Dealer.

Fits '08-later Touring (except Road King®) and Trike models.

74682-10 4" Speedometer – MPH.

74683-10 4" Speedometer – KPH.

74692-10 4" Tachometer.

74688-10 Fuel Gauge.

74689-10 Air Temperature Gauge.

74690-10 Oil Pressure Gauge.

74691-10 Voltmeter.

70900176 Oil Temperature – Fahrenheit.

70900193 Oil Temperature – Celsius.

B. SPUN ALUMINUM FACE GAUGES

Add a touch of luxury and style to your dash. First featured on the '04 Screamin' Eagle® Deuce™ and Electra Glide® models, these Spun Aluminum Face Gauges offer a rich contrast to a chrome console or black inner fairing surface. The gauges feature subtle Harley-Davidson® racing orange backlighting for a unique nighttime look. Mileage reinstatement is available through your Dealer.

67516-08 4" Speedometer – MPH.

Fits '08-later Electra Glide and Road Glide® models equipped with 4" gauges.

67516-04B 4" Speedometer – MPH.

Fits '04-'07 Electra Glide and Road Glide models equipped with 4" gauges.

67522-04B 4" Tachometer.

Fits '04-later Electra Glide and Road Glide models and '04-later XL and Dyna® models equipped with 4" gauges.

74552-04A Voltmeter.

Fits '04-later Electra Glide, Road Glide and Trike models.

75113-04A Fuel Gauge.

Fits '04-'07 Electra Glide and Road Glide models.

75113-08 Fuel Gauge.

Fits '08-later Electra Glide and Road Glide models.

74553-04A Oil Pressure Gauge.

Fits '04-later Electra Glide, Road Glide and Trike models. FLHT/I models require purchase of additional service parts for installation. See your Dealer for details.

74554-04 Air Temperature Gauge.

Fits '04-later Electra Glide, Road Glide and Trike models. FLHT/I models require purchase of additional service parts for installation. See your Dealer for details.

C. SILVER FACE GAUGE KIT – SPEEDOMETER AND TACHOMETER

Put a new face on your instrument panel with this kit. Kit includes new speedometer/odometer calibrated to existing mileage.

74457-00

Fits '00-'03 FLHT, FLHTC, FLHTCU and FLTR models.



A. TITANIUM FACE GAUGES



B. SPUN ALUMINUM FACE GAUGES



C. SILVER FACE GAUGE KIT – SPEEDOMETER AND TACHOMETER

**D. OIL TEMPERATURE GAUGE – FAIRING MOUNT****E. OIL PRESSURE AND AIR TEMP GAUGE KIT FOR FLHT MODELS****F. DIGITAL OIL PRESSURE GAUGE – CHROME****F. DIGITAL OIL PRESSURE GAUGE – GLOSS BLACK****G. OIL PRESSURE GAUGE KIT****H. LIQUID-FILLED OIL PRESSURE GAUGE**

NEW

D

E

D. OIL TEMPERATURE GAUGE – FAIRING MOUNT

Keep a close eye on your engine's vital signs. This 2" diameter gauge monitors engine oil temperature to provide an early warning of conditions that may require attention. The gauge face is styled to complement Original Equipment fairing mount gauges. Complete kit includes gauge, mounting bracket, installation hardware, and wiring harness.

Fits '99-later FLHT, FLHTC, FLHTCU, FLHX, FLTR and Trike models. Does not fit '09-later CVO™ models. Not compatible with Chrome Instrument Gauge Bezel P/N 74550-92T or Chrome Inner Fairing Trim Kit P/N 96396-09.

1. 75324-05A Silver Face – Fahrenheit.

2. 75265-04A Black Face – Fahrenheit.

Fits '08-later Touring models (except Road King®) and Trike models.

3. 70900176 Titanium Face – Fahrenheit.

70900193 Titanium Face – Celsius.

E. OIL PRESSURE AND AIR TEMP GAUGE KIT FOR FLHT MODELS

This kit finishes the instrument console on the Electra Glide® Standard model. Complete with all necessary brackets and hardware.

74439-00 Fits '00-'10 FLHT models.

F. DIGITAL OIL PRESSURE GAUGE

Keep an eye on your engines vital signs. This Oil Pressure Gauge features a brilliant blue, easy-to-read digital display that shines through a mirror-coated glass when the ignition is turned on. The readout is invisible when not in use. A photocell automatically adjusts the display's brightness to improve visibility in direct sunlight or to dim the display at night to avoid distraction. The display can be toggled between PSI and BAR pressure readings. Kit includes die-cast mounting bracket with gauge, pressure sensor, and wiring harness.

Fits '99-later Dyna®, '00-later Softail®, '99-later Road King and Electra Glide Standard models. Also fits '99-later Electra Glide Classic, Ultra Classic® and Limited models if original oil pressure gauge is disconnected. Does not fit with Billet Rocker Box Covers P/N 17658-03, Mid-Frame Air Deflectors P/N 58022-07A or 58170-09, or models equipped with Sidecars. '12 Dyna and '11-later Softail models require separate purchase of Electrical Connection Kit P/N 72673-11.

75138-09 Chrome.

75340-09 Gloss Black.

G. OIL PRESSURE GAUGE KIT

Check your oil pressure at a glance with this oil-filled Pressure Gauge Kit, specifically designed to look good, fit right, and perform properly on your Twin Cam-equipped motorcycle. The custom mounting brackets have been polished and chrome-plated to rigid Harley-Davidson® standards and the gauge offers premium reliability. The kit includes all necessary hardware and mounting brackets for quick and clean installation.

75133-99

Fits '99-'05 Dyna, '00-later Softail and '99-later Touring models (except Road Glide® and Trike).

H. LIQUID-FILLED OIL PRESSURE GAUGE

Contains special non-yellowing fluid that dampens the internal movement for improved gauge reliability. Incorporates corrosion-resistant stainless steel bezel and includes Harley-Davidson Bar & Shield graphics that match various late model instruments. Complete with chrome-plated steel fittings and O-rings for crankcase installation. New mounting design prevents damage from improper installation.

75012-82D

Fits '82-'84 Shovelhead and '84-later Evolution® 1340-equipped models.

624 GAUGES

Oil Temp & Level

A. OIL LEVEL AND TEMPERATURE DIPSTICK WITH LIGHTED LCD READOUT

New and improved "capacitive" level sensing technology provides the highest degree of accuracy and durability. Now available in chrome and black, these dipsticks allow you to check your oil level and oil temperature with the push of a button. Add function and style by replacing your stock dipstick with this hard working version. No more grabbing a rag to pull your hot dipstick. No more oil drips on your pipes and on the garage floor. Simply push the button and this dipstick lights up with a brilliant backlight. Oil level is indicated by a four-segment readout—it even reminds you to check your oil when it is hot. Designed to be waterproof, the LCD (liquid crystal display) readout operates on a long-lasting, replaceable lithium coin-type battery (CR2032 3V, P/N 66373-06). Display features a low battery indicator, and press-and-hold feature to toggle between Fahrenheit and Celsius.

Fits '06-later Dyna® models (except FLD).

62974-09 Chrome.

63065-09 Black.

Fits '00-later Softail® models (except FXCW, FXCWC and FXSTSSE3).

62955-09 Chrome.

63055-09 Black.

Fits '08-later FXCW, FXCWC and FXSTSSE3 models.

63002-09 Chrome.

Fits '07-later Touring models (except Trike models and models equipped with a Sidecar). Will not fit Touring models equipped with Engine/Transmission Interface Cover P/N 66532-07.

63004-09 Chrome.

63030-09 Black.

Fits '02-'06 Touring models (except models equipped with a Sidecar). Also fits '99-'01 Touring models equipped with Chrome Oil Filler Spout P/N 62470-02, 62453-02 or 62454-02A.

62946-09 Chrome.

63131-09 Black.

Fits '04-later XL and XR models.

62700009 Chrome.

62700011 Gloss Black.

Fits '09-later Trike models. Also fits '09-later Touring models equipped with a sidecar.

62700005 Chrome.

Also available:

66373-06

CR2032 3V Lithium Replacement Battery.



A. OIL LEVEL AND TEMPERATURE DIPSTICK WITH LIGHTED LCD READOUT – CHROME



A. OIL LEVEL AND TEMPERATURE DIPSTICK WITH LIGHTED LCD READOUT – BLACK



A. OIL LEVEL AND TEMPERATURE DIPSTICK WITH LIGHTED LCD READOUT – CHROME (SPORTSTER SHOWN)



B. OIL TEMPERATURE DIPSTICK WITH LIGHTED LCD READOUT

B. OIL TEMPERATURE DIPSTICK WITH LIGHTED LCD READOUT

Add function and style by replacing your stock dipstick with this hardworking version, which includes a beautiful chrome cap and LCD oil temperature readout. The readout is push-button operated with an automatic shut-off after five seconds and operates within plus or minus one degree. Fahrenheit or Celsius can be changed with a simple push button operation. The readout is displayed with a rare blue light background for easier operation at night. Designed to be waterproof with replaceable lithium battery.

62938-00E Fits '99-'05 Dyna models.

C. OIL DIPSTICK WITH TEMPERATURE GAUGE

Replace your Original Equipment oil dipstick with this custom-styled version featuring an easy-to-see mechanical temperature readout with "Harley-Davidson" logo. A chrome-plated cap completes the styling and provides an easy grip for removal.

62896-00B

Fits '00-later Softail models (except FXCW, FXCWC and FXSTSSE3).

62668-87TA Fits '84-'99 Softail models.

63023-05 Fits '04-later XL and XR models.

62667-87TA Fits '82-'03 XL models.



C. OIL DIPSTICK WITH TEMPERATURE GAUGE (SOFTAIL SHOWN)



C. OIL DIPSTICK WITH TEMPERATURE GAUGE ('04-LATER SPORTSTER SHOWN)



D

D. CLUTCH LEVER BRACKET CLAMP CLOCK – BLACK FACE



D

D. CLUTCH LEVER BRACKET CLAMP CLOCK – SILVER FACE

D. CLUTCH LEVER BRACKET CLAMP CLOCK

The freedom of the open road dictates the final destination, but sometimes you need to be there on time. Designed to mount to your Clutch Lever Bracket Clamp, this polished stainless steel clock will keep you on schedule. Styled to match Original Equipment gauge design, the clock is available with black or silver face. Waterproof to 3 atmospheres so you don't have to worry when the weather turns bad.

Fits all models. Not compatible with Auxiliary Accessory Switch Housing Kits.

75041-03 Black Face.

75042-03 Silver Face.

E. MASTER CYLINDER CLAMP THERMOMETER

Designed to mount to the Brake Master Cylinder Clamp, this polished stainless steel temperature gauge will keep you in touch with the outside air temperature. Styled to match the Original Equipment gauge design and the Clutch Lever Bracket Clamp Clock, the thermometer is available with black or silver face. This waterproof gauge is simple to install.

Fits all models. Not compatible with Auxiliary Accessory Switch Housing Kits.

75102-04 Black Face, Fahrenheit.

75104-04 Silver Face, Fahrenheit.

75108-06 Black Face, Celsius.

75115-06 Silver Face, Celsius.

F. BILLET ANALOG CLOCK

Housed in a billet aluminum case, this unique Analog Clock provides a simple solution to telling time on the road. Strong double-sided tape attaches this water-resistant clock to your master cylinder housing. The available chrome or black finish complements the controls on your bike.

Fits all models. Not compatible with Auxiliary Accessory Switch Housing Kits.

75055-03 Chrome Finish.

75054-03 Black Finish.



E

E. MASTER CYLINDER CLAMP THERMOMETER – BLACK FACE



E

E. MASTER CYLINDER CLAMP THERMOMETER – SILVER FACE



F

F. BILLET ANALOG CLOCK – CHROME FINISH



F

F. BILLET ANALOG CLOCK – BLACK FINISH

626 GAUGES

Gauge Trim

A. DIAMOND ICE GAUGE TRIM RINGS

These Gauge Trim Rings add a fine line of rhinestones around the perimeter of the gauge face, and a deluxe finishing touch to the dash. Chrome-plated steel rings feature adhesive backing for easy press-in-place installation.

74548-10 5" Gauge.

Fits '99-'08 FXDWG, '99-'07 Road King® and '99-later Softail® models (except FXS, FXSTD, FXCW/C, FLSTFSE and Softail models equipped with Chrome Console P/N 67575-04 or 71208-07).

74736-10 4" Gauge.

Fits speedometers and tachometers on '00-later XL, Dyna® (except FXDWG), FXS, Electra Glide®, Street Glide®, Road Glide® and Trike models. Sold individually.

74737-10 2" Gauge.

Fits Voltmeter, Oil Pressure, Air Temp and Fuel Gauge on '86-later Electra Glide, Street Glide, Road Glide and Trike models. Sold individually.



A. DIAMOND ICE TRIM RING – 5" GAUGE



A. DIAMOND ICE TRIM RING – 4" GAUGE

B. GAUGE VISOR RING

A touch of chrome makes all the difference. These easy-to-install trim rings feature an integrated eyebrow visor to shield the gauge face from the sun's glare. Self-adhesive backing for secure mount.

74661-04 5" Gauge.

Fits '99-'08 FXDWG, '99-'07 Road King and '99-later Softail models (except FXS, FXSTD, FXCW/C, FLSTFSE and Softail models equipped with Chrome Console P/N 67575-04).

74662-04 4" Gauge.

Fits '99-later XL, Dyna (except FXDWG), FXS and '98-later Road Glide models.



B. GAUGE VISOR RING – 4" GAUGE



B. GAUGE VISOR RING – 5" GAUGE

C. INSTRUMENT GAUGE BEZEL

This chrome-plated gauge bezel installs easily to add subtle style to your instruments.

74541-00 4" Gauge.

Fits speedometers and tachometers on '00-later XL, Dyna (except FLD and FXDWG), Electra Glide, Street Glide, Road Glide and Trike models. Sold individually.



C. INSTRUMENT GAUGE BEZEL – 4" GAUGE

D. BAR & SHIELD LOGO SELF-LOCKING FUEL CAP


Functional and stylish, these polished, chrome-plated caps feature a convenient self-locking mechanism and a stamped Harley-Davidson® Bar & Shield logo on the key hole cover. Maintains the same features as the Original Equipment fuel cap. The kits come complete with two keys.

62803-97A


Fits '92-later XL and Dyna (except '04-later FXD, FXDX and '05-'06 FXDC and FXDSE), '00-later Softail models (except FXS) and '94-later Road King model. Also fits '99-'00 FXR models.



D. BAR & SHIELD LOGO SELF-LOCKING FUEL CAP



E. FLUSH-MOUNT FUEL CAP AND GAUGE KIT – CHROME



E. FLUSH-MOUNT FUEL CAP AND GAUGE KIT – GLOSS BLACK



E. FLUSH-MOUNT FUEL GAUGE – FULL



E. FLUSH MOUNT FUEL CAP – GLOSS BLACK

E. FLUSH-MOUNT FUEL CAP AND GAUGE KIT*

Emphasize the long and lean look of the fuel tank. This Flush-Mount Fuel Cap and Gauge Kit offers a pop-up filler design that when installed and sealed looks identical to the flush gauge. A simple push, and the fuel filler cap pops up to provide ample grip, even while wearing gloves. The flush fuel gauge features individual LED lamps that shine through a mirror-coated glass that glows when the ignition is switched on. A photocell automatically adjusts LED brightness for improved visibility in direct sunlight, and dims at night to avoid distraction. Complete kit includes fuel cap, fuel gauge, trim ring, and plug-in wiring harness.

Fits '09-later Dyna® models (except FXD).

62910-09B Chrome.

75327-09B Gloss Black.

Fits '04-'08 FXDL, FXDB, FXD35, FXDWG and '07-'08 FXDC and FXDF models.

62910-06B Chrome.

Fits '08-later Softail® models (except FXCW, FXCWC and FXS) and '08-later Road King® models.

62823-08B Chrome.

75027-08B Gloss Black.

Fits '08-later FXCW and FXCWC models.

62811-08B Chrome.

75020-08B Gloss Black.

Fits '04-'06 carbureted and '01-'07 fuel injected Softail models (except FXSTD/1).

62818-06E Chrome.

75014-06B Gloss Black.

Fits '04-'07 Road King models.

62823-06B Chrome.

*Some local regulations prohibit using colored lights during vehicle operation on public streets. May not conform to local lighting regulations.

628 GAUGES

Fuel Level

LED FUEL GAUGES*

This low-profile fuel gauge replaces the analog readout with bright LED lamps. The six edge-mounted LED lamps glow blue when the tank is full, and extinguish one by one as fuel is consumed. Plug-in installation without splicing. Photocell automatically adjusts LED brightness for improved visibility in direct sunlight, and dims at night to avoid distraction.

A. LED FUEL GAUGE – DIAMOND BLACK COLLECTION*

This matte-black gauge features a machined Bar & Shield logo and knurled edges for a raw look. The design complements the Diamond Black Fuel Cap P/N 62778-10, and is the perfect addition to a “blacked-out” custom ride.

75358-10A

Fits '08-later Softail® (except FXS), Road King® and '09-later Dyna® models (except FXD).

75357-10A

Fits '04-'08 FXDB, FXDL, FXD35, FXDWG and FXDF models, '07-'08 FXDC models, '04-'07 Softail models, '01-'03 EFI Softail models (except FXSTDI), '03-'07 Road King and '01-'02 EFI Road King models.

B. LED FUEL GAUGE – THE SKULL COLLECTION*

Complements the Skull Collection Billet Fuel Cap P/N 75097-05.

75098-08A

Fits '08-later Softail (except FXS), Road King and '09-later Dyna models (except FXD).

75095-05B

Fits '04-'08 FXDB, FXDL, FXD35, FXDF and FXDWG models, '07-'08 FXDC models, '04-'07 Softail models, '01-'03 EFI Softail models (except FXSTDI), '03-'07 Road King models, and '01-'02 EFI Road King models.

C. LED FUEL GAUGE – CHROME FLAMES*

This cap complements the Flames Collection Fuel Cap P/N 75176-08.

75231-08

Fits '08-later Softail (except FXS), Road King and '09-later Dyna models (except FXD).

75311-08

Fits '04-'08 FXDB, FXDL, FXD35, FXDWG and FXDF models, '07-'08 FXDC models, '04-'07 Softail models, '01-'03 EFI Softail models (except FXSTDI), '03-'07 Road King and '01-'02 EFI Road King models.

D. LED FUEL GAUGE – MIDNIGHT FLAMES*

75345-10

Fits '08-later Softail (except FXS), Road King and '09-later Dyna models (except FXD).

75347-10

Fits '04-'08 FXDB, FXDL, FXD35, FXDF and FXDWG models, '07-'08 FXDC models, '04-'07 Softail models, '01-'03 EFI Softail models (except FXSTDI), '03-'07 Road King models, and '01-'02 EFI Road King models.

E. LED FUEL GAUGE – SMOOTH*

This low-profile fuel gauge matches the profile of the Original Equipment fuel cap.

75242-08A

Fits '08-later Softail (except FXS), Road King and '09-later Dyna models (except FXD).

75237-03C

Fits '04-'08 FXDB, FXDL, FXD35, FXDF and FXDWG models, '07-'08 FXDC models, '04-'07 Softail models, '01-'03 EFI Softail models (except FXSTDI), '03-'07 Road King models, and '01-'02 EFI Road King models.

F. LED FUEL GAUGE – BAR & SHIELD LOGO*

This low-profile fuel gauge matches the Harley-Davidson® Bar & Shield logo medallion style of the accessory Self-Locking Fuel Cap.

75051-08

Fits '08-later Softail (except FXS), Road King and '09-later Dyna models (except FXD).

75084-04C

Fits '04-'08 FXDB, FXDL, FXD35, FXDF and FXDWG models, '07-'08 FXDC models, '04-'07 Softail models, '01-'03 EFI Softail models (except FXSTDI), '03-'07 Road King models, and '01-'02 EFI Road King models.

*Some local regulations prohibit using colored lights during vehicle operation on public streets. May not conform to local lighting regulations.



A. LED FUEL GAUGE – DIAMOND BLACK COLLECTION



B. LED FUEL GAUGE – THE SKULL COLLECTION



C. LED FUEL GAUGE – CHROME FLAMES



D. LED FUEL GAUGE – MIDNIGHT FLAMES



E. LED FUEL GAUGE – SMOOTH



F. LED FUEL GAUGE – BAR & SHIELD LOGO



G. FUEL CAP – DIAMOND BLACK COLLECTION



H. FUEL CAP – SKULL COLLECTION



I. FUEL CAP – CHROME FLAMES



I. FUEL CAP – MIDNIGHT FLAMES



J. FLUSH MOUNT FUEL CAP – GLOSS BLACK



J. FLUSH MOUNT FUEL CAP – CHROME

G. FUEL CAP – DIAMOND BLACK COLLECTION

Drift over to the dark side. This matte-black Fuel Cap features a machined Bar & Shield logo and knurled edges for a raw look and easy grip. The design complements the Diamond Black Fuel Gauge, and is the perfect addition to a “blacked-out” custom ride.

62778-10

Fits '92-later XL and Dyna® (except '04-later FXD, FXDX, '05-'06 FXDC and '07 FXDSE), '00-later Softail® models, and '94-later Road King® models.

H. FUEL CAP – SKULL COLLECTION

Add a little attitude to your ride. Styled to complement Harley-Davidson Skull accessory items, the menacing raised skull with black-filled eyes features a rich chrome-plated finish and a styled shape that is easy to grip, even while wearing gloves.

75097-05

Fits '92-later XL and Dyna (except '04-later FXD, FXDX, '05-'06 FXDC, FXDSE), '00-later Softail models (except FXSTD, FXSTSSE/2), and '94-later Road King models. Does not fit with Low-Profile Chrome Fuel Tank Console P/N 71208-07.

I. FUEL CAP – FLAMES

Customize your fuel tank with the radical look of raised chrome flames set against a textured background. The fuel cap features a styled shape that is easy to grip, even while wearing gloves.

Fits '92-later XL and Dyna (except '04-later FXD, FXDX, '05-'06 FXDC and '07 FXDSE), '00-later Softail models (except FXS and FXSTD) and '94-later Road King models.

75343-10 Midnight Flames.

75176-08 Chrome Flames.

J. FLUSH MOUNT FUEL CAPS

Emphasize the long and lean look of the fuel tank. This Flush Mount Fuel Cap Kit offers a pop-up filler design that replaces the Original Equipment twist-on fuel cap. A simple push, and the fuel filler cap pops up to provide ample grip, even while wearing gloves. Easy to install, the cap assembly screws into position, and the self-adhesive decorative ring finishes the look. Complete kit includes screw-in mount, pop-up cap, and matching trim ring.

Fits '98-later XL models equipped with 3.3 gal (12.5 L) fuel tank.

63133-10 Chrome.

63134-10 Gloss Black.

Fits '98-later XL models equipped with 2.1 gal (7.9 L) or 4.5 gal (17.0 L) fuel tank. Does not fit '04-'10 XL1200C models.

63139-10 Chrome.

63140-10 Gloss Black.

Fits '11-later FXS models.

61100007 Gloss Black.

61100006 Chrome.

630 GAUGES

Fuel Caps & Medallions

A. BILLET FUEL CAP

Set your gas tank apart from the rest. These machined Billet Fuel Caps feature a rich chrome-plated finish and a styled shape that is easy to grip, even while wearing gloves.

Fits '92-later XL and Dyna® (except '04-later FXD, FXDX and '05-'06 FXDC and FXDSE), '00-later Softail® models (except FXS) and '94-later Road King® models. Also fits '99-'00 FXR models.

62816-03 Cross.

62819-03 Six Shooter.



A. BILLET FUEL CAP – CROSS



A. BILLET FUEL CAP – SIX SHOOTER

B. DIAMOND ICE TRIM RING – FUEL CAP AND GAUGE

These Trim Rings add a fine line of rhinestones around the perimeter of the fuel cap and matching fuel gauge, and a deluxe finishing touch to the fuel tank. Chrome-plated rings feature adhesive backing for easy press-in-place installation.

61400037 Fuel Gauge.

Fits '83-later models equipped with fuel cap gauge.

61400038 Fuel Cap.

Fits '83-later models (except VRSC™, '04-'10 XL1200L and XL1200C models, '08-later XR, all FXD and FXDX models, '05-'06 FXDC, all FXR with plastic fuel cap, FXS, Electra Glide®, Road Glide®, Tour Glide™, Trike and all fuel caps with gauges).

61400039 Fuel Cap.

Fits '04-'10 XL Custom and XL1200L models with the large fuel cap.



B. DIAMOND ICE TRIM RING – FUEL CAP AND GAUGE



B. DIAMOND ICE TRIM RING – FUEL CAP AND GAUGE

C. SKULL & CHAIN FUEL CAP TRIM

Links to the dark side. The contrasting 3-D chain rims the surface, and surrounds the distinctive Willie G Skull with black-filled eyes and rhinestone-encrusted jaw line. Available in mirror chrome finish, this complete collection is a tribute to the mechanical side of your ride.

61100008

Fits '83-later models (except VRSC, '04-'10 XL1200L and XL1200C models, '08-later XR, all FXD and FXDX models, '05-'06 FXDC, all FXR with plastic fuel cap, FXS, Electra Glide, Road Glide, Tour Glide, Trike and all fuel caps with gauges).



C. SKULL & CHAIN FUEL CAP TRIM

D. FUEL CAP MEDALLION – DIAMOND ICE

This self-adhesive Fuel Cap Medallion is easy to install, and sets the rhinestone-laden Bar & Shield medallion "front and center" for maximum visibility. Medallion is contoured to fit many late-model fuel caps, and also fits the surface of the Smooth LED Fuel Gauge P/N 75242-08A and 75237-03C.

99690-10

Fits '83-later models (except VRSC, '04-'10 XL1200L and XL1200C models, '08-later XR, all FXD and FXDX models, '05-'06 FXDC, all FXR with plastic fuel cap, FXS, Electra Glide, Road Glide, Tour Glide, Trike and all fuel caps with gauges).

E. FUEL CAP MEDALLION – WILLIE G® SKULL COLLECTION


Top off your Original Equipment fuel cap. Adhesive backing for easy installation.

99670-04

Fits '83-later models (except VRSC, '04-'10 XL1200L and XL1200C models, '08-later XR, all FXD and FXDX models, '05-'06 FXDC, all FXR with plastic fuel cap, FXS, Electra Glide, Road Glide, Tour Glide, Trike and all fuel caps with gauges).

99669-04

Fits '04-'10 XL Custom and XL1200L models.



D. FUEL CAP MEDALLION – DIAMOND ICE




E. FUEL CAP MEDALLION – WILLIE G SKULL COLLECTION




F. FUEL CAP MEDALLION – NUMBER ONE SKULL COLLECTION – CHROME



F. FUEL CAP MEDALLION – NUMBER ONE SKULL COLLECTION – BLACK




G. FUEL CAP MEDALLION – CLOISSONNÉ – SILVER




G. FUEL CAP MEDALLION – CLOISSONNÉ – BLACK



H. FUEL CAP MEDALLION – “LIVE TO RIDE” LOGO – CHROME



H. FUEL CAP MEDALLION – “LIVE TO RIDE” LOGO – GOLD



I. FUEL CAP MEDALLION – THE FLAMES COLLECTION



J. FUEL CAP MEDALLION – H-D MOTOR CO. LOGO

F. FUEL CAP MEDALLION – NUMBER ONE SKULL COLLECTION

Decorative steel stamping with #1 Skull emblem. Contoured to the Original Equipment fuel cap. Adhesive backing for easy installation.

Fits '83-later models (except VRSC™, '04-'10 XL1200L and XL1200C models, '08-later XR, all FXD and FXDX models, '05-'06 FXDC, all FXR with plastic fuel cap, FXS, Electra Glide®, Road Glide®, Tour Glide™, Trike and all fuel caps with gauges).

99673-10 Chrome.

99688-10 Black.

G. FUEL CAP MEDALLION – CLOISSONNÉ

Get decorated with this multi-colored cloisonné medallion featuring chrome-plated graphics. Adhesive backing for easy installation.

Fits '83-later models (except VRSC, '04-'10 XL1200L and XL1200C models, '08-later XR, all FXD and FXDX models, '05-'06 FXDC, all FXR with plastic fuel cap, FXS, Electra Glide, Road Glide, Tour Glide, Trike and all fuel caps with gauges).

95741-01 Silver.

99537-96 Black.

H. FUEL CAP MEDALLION – “LIVE TO RIDE” LOGO

Top off your Original Equipment fuel cap. Adhesive backing for easy installation.

Fits '83-later models (except VRSC, '04-'10 XL1200L and XL1200C models, '08-later XR, all FXD and FXDX models, '05-'06 FXDC, all FXR with plastic fuel cap, FXS, Electra Glide, Road Glide, Tour Glide, Trike and all fuel caps with gauges).

99020-86T Chrome.

99020-90T Gold.

Fits '04-'10 XL Custom and XL1200L models.

99667-04 Gold.

I. FUEL CAP MEDALLION – THE FLAMES COLLECTION

Top off your Original Equipment fuel cap. Adhesive backing for easy installation.

99686-98

Fits '83-later models (except VRSC, '04-'10 XL1200L and XL1200C models, '08-later XR, all FXD and FXDX models, '05-'06 FXDC, all FXR with plastic fuel cap, FXS, Electra Glide, Road Glide, Tour Glide, Trike and all fuel caps with gauges).

99668-04

Fits '04-'10 XL Custom and XL1200L models.

J. FUEL CAP MEDALLION – H-D MOTOR CO. LOGO

Top off your Original Equipment fuel cap. Adhesive backing for easy installation.

99539-97

Fits '83-later models (except VRSC, '04-'10 XL1200L and XL1200C models, '08-later XR, all FXD and FXDX models, '05-'06 FXDC, all FXR with plastic fuel cap, FXS, Electra Glide, Road Glide, Tour Glide, Trike and all fuel caps with gauges).

99666-04

Fits '04-'10 XL Custom and XL1200L models.